



Alan German & Chris Taylor
Ottawa PC Users' Group

June 17, 2026



Poll coming **later** during tonight's Q&A


Genealogy presentation

1. Please choose ONE topic on genealogy you would like to see at a future monthly meeting (Single choice)

- Genealogy Site Ancestry
- Finding Female Ancestors
- DNA for Genealogy
- The Frugal Genealogist
- Technology's Impact on Genealogy
- Genealogy Websites You May Have Been Missing
- Finding, Dating, Identifying, and Sharing Old Family Photos
- Getting better results with your Genealogical Searches
- Assuring Accuracy in Genealogy Research
- Genealogy Road Trip—It's all about the Prep Work

Choose the **one** you
are most interested in

Submit





YouTubeTech

I Don't Think I Can Go Back To Windows...



I Don't Think I Can Go Back To Windows...



Linus Tech Tips ✓
16.8M subscribers

Join

Subscribe

<https://www.youtube.com/watch?v=8KQFgWdiudo>



YouTubeTech

Windows 10: Four Months to Go (Again)



Windows 10: Four Months to Go (Again)



ExplainingComputers ✓

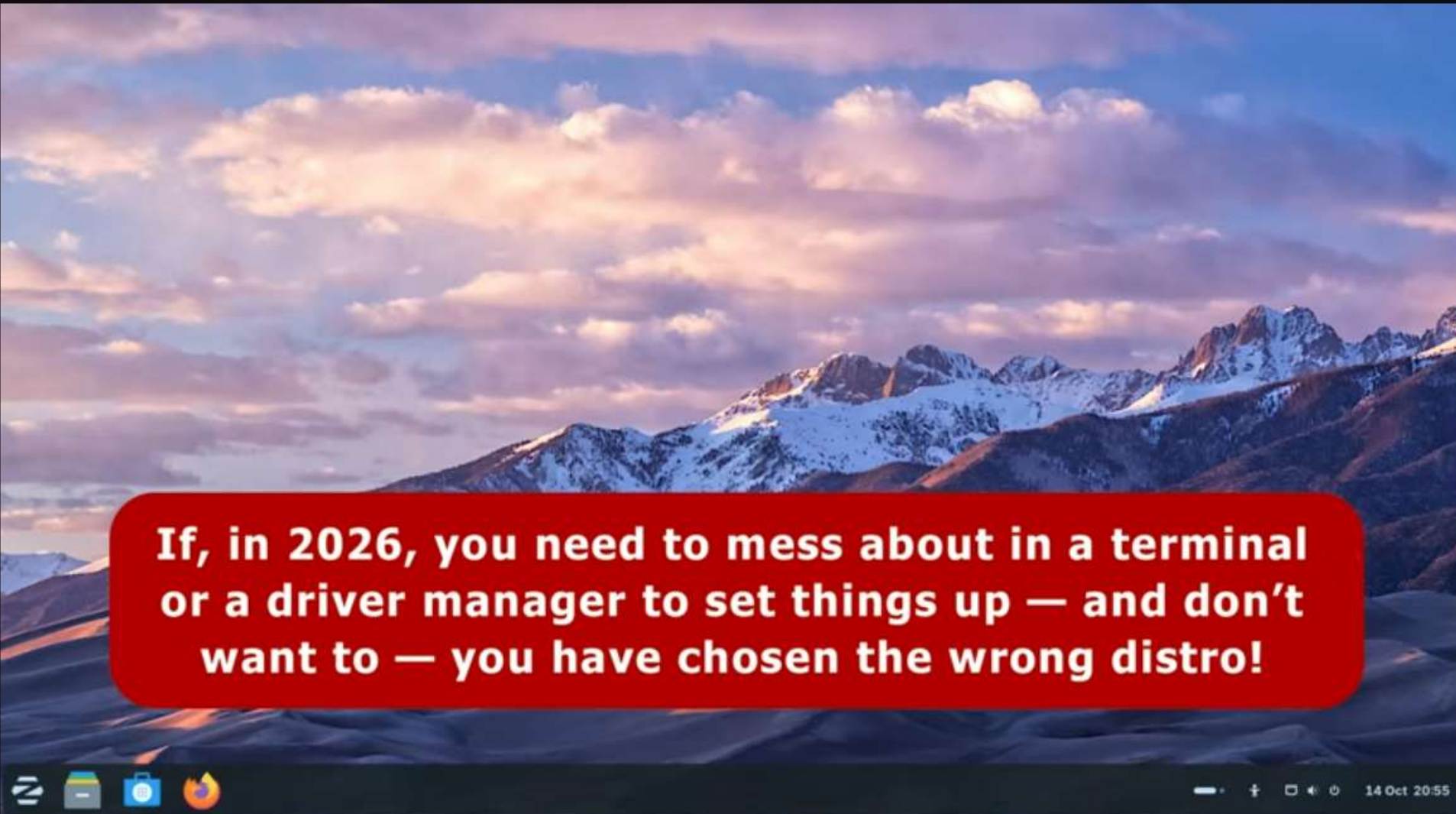
1.18M subscribers

Join

Subscribe

<https://www.youtube.com/watch?v=IFBxIMqGVPo>

OPTION	PROS	CONS
Do nothing	Easy	Security risk
Run Windows 10 offline	Easy	Often impractical
Buy Microsoft ESUs	Buys time	Cost & availability
Buy third party security patches	Buys time	Cost & risk(?)
Migrate to Win 10 Enterprise LTSC	Buys time	Cost & availability
Unofficial Win 11 install	Relatively easy	No official support
Fully migrate to Linux-based OS	Long term fix	App compatibility
Dual boot Linux & offline Win 10	No resource split	Setup/complexity
Linux host with offline Win 10 VM	Flexibility	Splits resources
Win 10 host with Linux VM	Secure browsing	Some security risk



If, in 2026, you need to mess about in a terminal or a driver manager to set things up — and don't want to — you have chosen the wrong distro!

- Trading up to Linux

https://opcug.ca/qa_recordings/20241002_PowerPoint.pdf



- Trading Up To Linux – Part 1

<https://opcug.ca/Articles/2410NEWS.pdf>





Hidden Code: How Slot Machines Actually Work - The Computer Inside

YouTubeTech



Hidden Code: How Slot Machines Actually Work - The Computer Inside



Dave's Garage ✓
1.13M subscribers



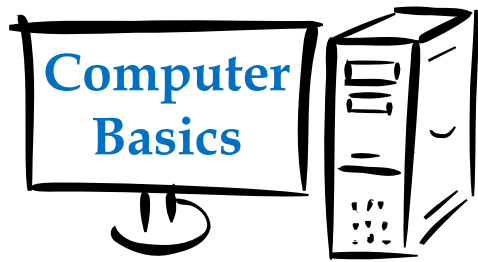
7.4K





Share

Ask

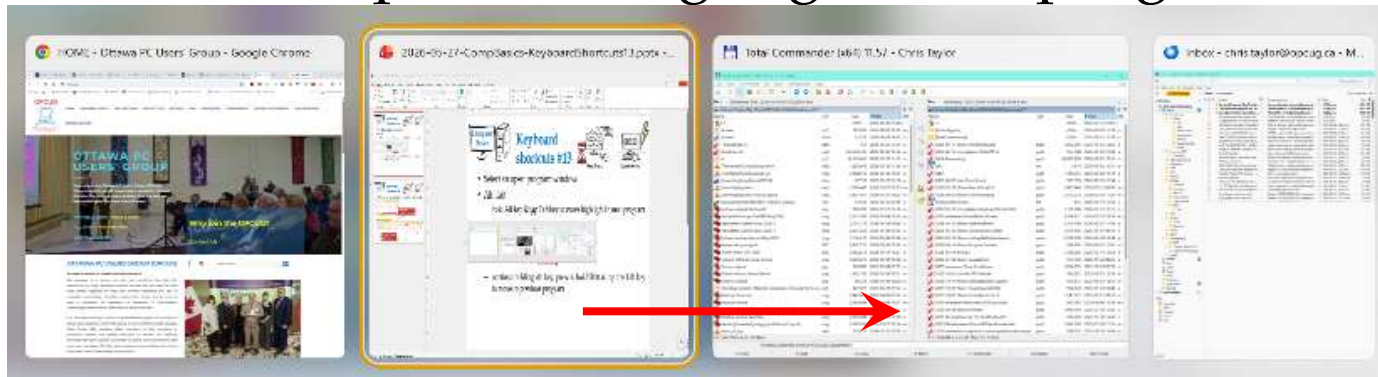
<https://www.youtube.com/watch?v=SR8ESCmUYLY>



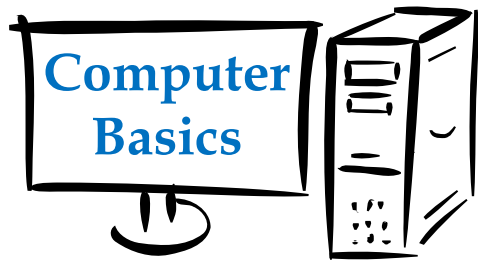
Keyboard shortcuts #13





- Select an open program
 - instead of clicking a Taskbar icon to select program
- **Alt-Tab**
 - hold **Alt** & tap **Tab** to highlight next program



- or keep holding **Alt**, hold **Shift** & tap **Tab** to highlight previous program
- release **Alt** to select currently-highlighted program
- or hit **Esc** to remain with original program

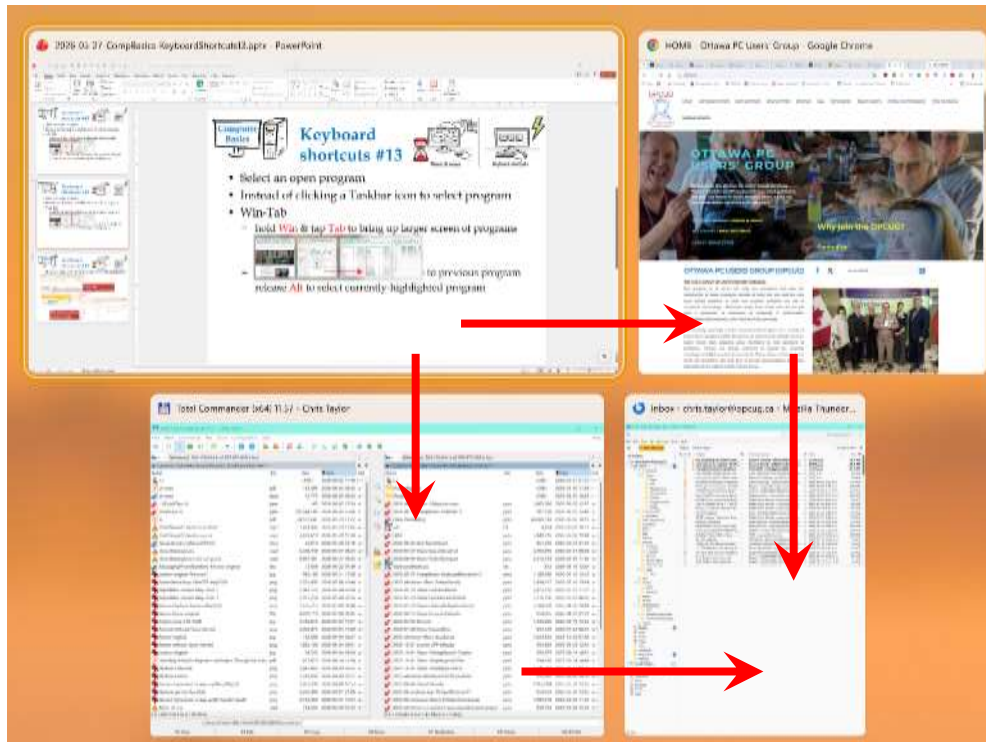


Keyboard shortcuts #13

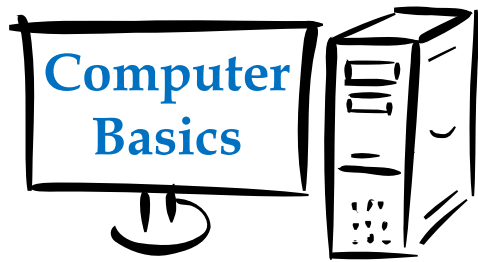


- **Win-Tab**

- hold **Win** & tap **Tab** to bring up larger screen of programs



- release **Win** & **Tab**
- use **arrow keys** to highlight a program
- press **Enter** to select currently-highlighted program
- or hit **Esc** to remain with original program



Public Computers and Public Wi-Fi: How to Stay Safe Out and About

- You've probably heard warnings that public Wi-Fi is dangerous and should be avoided
- Many older warnings are outdated or exaggerated
 - most websites & apps use encryption automatically
 - modern devices much better at protecting users than years ago
- Staying safe on public computers
- Best practices help you stay safe online in public
- Do you need a VPN?

<https://www.staysafeonline.org/articles/public-computers-and-public-wi-fi-how-to-stay-safe-out-and-about>



Share

Easy Context Menu

- An extremely-useful utility that is easy to overlook:
- I have been using it for years, okay decades
- Major features:
 - add a variety of useful commands and tweaks to the Desktop, My Computer, Drives, File and Folder right-click context menus
 - add any program to your right click menu
 - remove unwanted entries on right-click menus

Steve Parker

<https://www.sordum.org/7615/easy-context-menu-v1-6/>

- One option I just discovered today, everyone might find useful, is called "*Copy Contents Folder List*"
- This little right-click gem produces a text list in your clipboard of all the subfolders and files in a folder
- No need to copy and paste each name separately!

Share

Windows on ARM

- The **old** news
 - ARM-based Windows laptops introduced June 2024
 - Qualcomm Snapdragon **X Plus** and **X Elite** processors
 - widely recognized (compared to X86 processors from Intel & AMD)
 - very good performance
 - excellent battery life
 - **problems with app compatibility**
 - for 40 years, Windows apps have run on x86 CPUs
 - **ARM is not x86 architecture**
 - software vendors can either
 - recompile programs for ARM architecture
 - not always simple/straightforward
 - run under emulation
 - performance hit
 - not all programs can run under emulation



Share

The new news

- More & more programs compiled to run natively on ARM
 - but still not 100% there
 - verify the programs **you** want will run on ARM
 - over 5,000 “popular” apps run on ARM
 - <https://worksonwoa.com/>
- More advanced ARM processors **now**
- Qualcomm Snapdragon X2 Elite
 - substantial upgrade over the original Snapdragon X Elite
 - up to 18 cores and 5.0 GHz
 - 31% faster CPU performance at equal power, or
 - 43% less power at equal performance, versus Snapdragon X Elite
 - Adreno GPU: up to 2.3x better graphics performance per watt
 - **laptops already available**



Share

The new new news

- NVIDIA RTX Spark
 - will likely outperform Qualcomm X2 Elite
 - battery life may not be as good as Qualcomm processors
 - **available fall 2026**
 - Microsoft: *Introducing Surface Laptop Ultra: Made for world makers*
 - <https://blogs.windows.com/devices/2026/05/31/introducing-surface-laptop-ultra-made-for-world-makers/>
 - also from ASUS, Dell, HP, Lenovo, & MSI
 - <https://nvidianews.nvidia.com/news/nvidia-microsoft-windows-pcs-agents-rtx-spark/>
 - Linus Tech Tips
 - <https://www.youtube.com/watch?v=OXneUrL3Fe0>
 - **nobody talking prices yet**
 - widely expected to be very expensive



Share

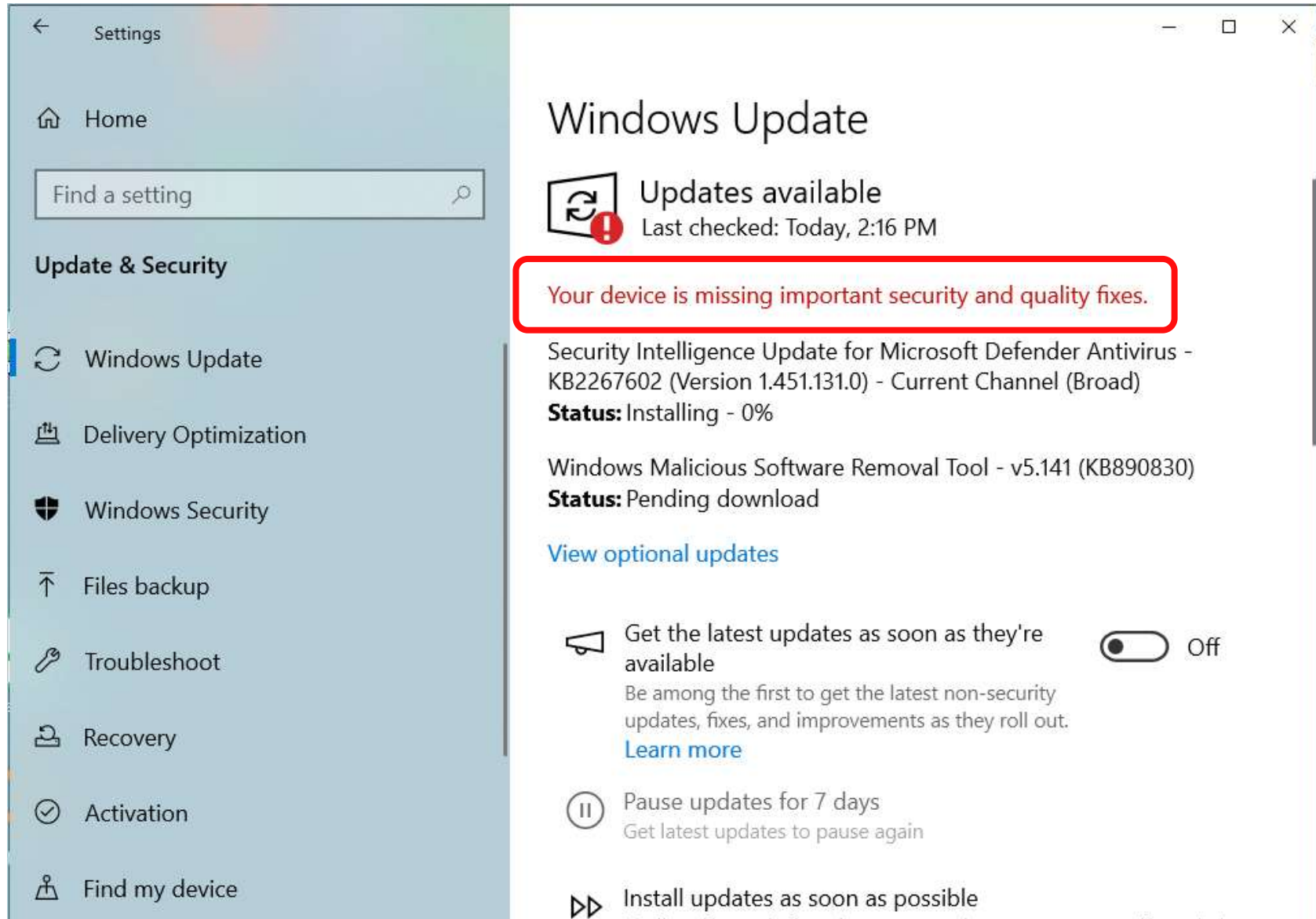
What will I buy?



- My next laptop will likely use ARM
- But it can't be my only computer due to compatibility
- My main computer is a fairly powerful desktop
 - runs everything I need
- My laptop computers don't need to run everything
 - mostly a browser and “Office” applications
 - all major browsers have native ARM versions
 - both Microsoft Office and LibreOffice run natively on ARM
 - Google Drive for Desktop runs natively on ARM
 - ON1 Photo RAW used to say it ran on ARM
 - latest system requirements page does not mention ARM at all
 - like to photo edit while on vacation
 - may wait until ON1 Photo RAW works on ARM
 - and more powerful graphics – NVIDIA RTX Spark?

Share

Windows annoyances/headaches



The screenshot shows the Windows Settings application, specifically the Windows Update page. The left sidebar contains navigation options: Home, Find a setting, Update & Security, Windows Update, Delivery Optimization, Windows Security, Files backup, Troubleshoot, Recovery, Activation, and Find my device. The main content area is titled 'Windows Update' and shows 'Updates available' with a refresh icon and a red exclamation mark. Below this, a red-bordered box contains the warning: 'Your device is missing important security and quality fixes.' The updates listed are: 'Security Intelligence Update for Microsoft Defender Antivirus - KB2267602 (Version 1.451.131.0) - Current Channel (Broad)' with a status of 'Installing - 0%', and 'Windows Malicious Software Removal Tool - v5.141 (KB890830)' with a status of 'Pending download'. There is a link for 'View optional updates'. At the bottom, there are three toggle options: 'Get the latest updates as soon as they're available' (currently Off), 'Pause updates for 7 days' (with a subtext 'Get latest updates to pause again'), and 'Install updates as soon as possible'.

Settings

Home

Find a setting

Update & Security

Windows Update

Delivery Optimization

Windows Security

Files backup

Troubleshoot

Recovery

Activation

Find my device

Windows Update

Updates available
Last checked: Today, 2:16 PM

Your device is missing important security and quality fixes.

Security Intelligence Update for Microsoft Defender Antivirus - KB2267602 (Version 1.451.131.0) - Current Channel (Broad)
Status: Installing - 0%

Windows Malicious Software Removal Tool - v5.141 (KB890830)
Status: Pending download

[View optional updates](#)

Get the latest updates as soon as they're available Off
Be among the first to get the latest non-security updates, fixes, and improvements as they roll out.
[Learn more](#)

Pause updates for 7 days
Get latest updates to pause again

Install updates as soon as possible

Windows 10 Updates Stuck

windows 10 update doesn't install KB2267602

KB2267602 is the recurring Microsoft Defender security intelligence update. When it repeatedly fails on Windows 10, the problem is usually with the Defender update engine or the Windows Update cache — not the update itself. [Microsoft Learn +1](#)

The fastest fixes are usually:

1. Restart Windows
2. Force a Defender signature update manually
3. Reset the Windows Update cache
4. Repair Windows system files

1. Check whether Defender is actually already updated
2. Force Defender to update manually

```
"%ProgramFiles%\Windows Defender\MpCmdRun.exe" -RemoveDefinitions -DynamicSignatures  
"%ProgramFiles%\Windows Defender\MpCmdRun.exe" -SignatureUpdate
```

3. Reset Windows Update components

```
net stop wuauerv  
net stop cryptSvc  
net stop bits  
net stop msiserver  
  
ren C:\Windows\SoftwareDistribution SoftwareDistribution.old  
ren C:\Windows\System32\catroot2 Catroot2.old  
  
net start wuauerv  
net start cryptSvc  
net start bits  
net start msiserver
```

4. Repair Windows system files

```
sfc /scannow  
DISM /Online /Cleanup-Image /RestoreHealth
```

5. Check for third-party antivirus software

6. Install Defender updates manually

`mpam-fe.exe` → 32-bit

`mpam-fex64.exe` → 64-bit

7. If the error is intermittent

Sometimes failures are temporary Microsoft-side issues and resolve themselves later.

Second Try

- ✓ 1. Confirm the Servicing Stack Update (SSU) is installed

```
Powershell ^ Copy  
  
dism /online /get-packages | findstr Servicing
```

- ✓ 2. Reset the Windows Update database (the real fix for 80% of cases)

```
Cmd ^ Copy  
  
net stop wuauclt  
net stop cryptSvc  
net stop bits  
net stop msiserver  
  
ren C:\Windows\SoftwareDistribution SoftwareDistribution.old  
ren C:\Windows\System32\catroot2 catroot2.old  
  
net start wuauclt  
net start cryptSvc  
net start bits  
net start msiserver
```

- ✓ 3. Repair the component store (CBS corruption)
- ✓ 4. Check for the hidden culprit: Windows Update "Safeguard Holds"
- ✓ 5. Verify the update you manually installed actually applied

✓ What you need to do next (this is the fix)

1. Install the latest Servicing Stack Update manually
2. Then install the latest cumulative update (LCU)

Why your system got stuck on SSU 1310

Windows 10 sometimes fails to update the SSU when:

- Windows Update database is corrupted
- Catroot2 signatures are damaged
- A previous update was interrupted
- A safeguard hold was applied and never cleared
- The update stack got stuck in a "pending" state

This leaves the system permanently thinking it's "missing important fixes."

Windows 10 Windows Update

You're not up to date

Your device is missing important security and quality fixes

Check for updates displays

Windows Malicious Software Removal Tool - v5.141 (KB890830)

Downloading and installing the update and then rebooting displays the original You're not up to date message

It sounds like you've hit one of the more stubborn Windows 10 update loops — the system insists you're "not up to date," offers only the **Windows Malicious Software Removal Tool (KB890830)**, installs it, reboots... and then shows the same warning again. This usually means Windows Update is stuck, misreporting its state, or failing to install other pending updates that aren't being shown.

Here's the path that actually fixes this in most cases, starting with the simplest and moving toward the deeper repairs.

1. Confirm whether other updates are failing silently

2. Reset the Windows Update components (this fixes the majority of loops)

This is safe and doesn't affect your files.

Open Command Prompt as Administrator and run these commands one by one:

Code ^

Copy

```
net stop wuauerv
net stop cryptSvc
net stop bits
net stop msiserver
ren C:\Windows\SoftwareDistribution SoftwareDistribution.old
ren C:\Windows\System32\catroot2 catroot2.old
net start wuauerv
net start cryptSvc
net start bits
net start msiserver
```

Then reboot and check Windows Update again.

3. Run the Windows Update Troubleshooter

4. Manually install the latest cumulative update

5. Check your Windows version — some older builds no longer receive updates

6. As a last resort: run an in-place repair upgrade

If you want, I can walk you through the exact fix based on your version

Great — thanks for posting the full output.

Everything you're seeing actually tells us something useful about what's going on.

Let me break down what your results mean and what the next step should be.

✔ What your command results tell us

1. BITS and MSI not running → normal

🔧 Next step: check whether the folders exist

Please run these two commands in the same elevated CMD:

Code ^

Copy

```
dir C:\Windows\SoftwareDistribution  
dir C:\Windows\System32\catroot2
```

✔ Step 2 — Delete any existing `.old` folders

✔ Step 3 — Try the rename again

🎯 After reboot

Try **Check for updates** again.

Good — the services all stopped cleanly.

Now we continue with the folder reset, because that's the part that actually fixes the update loop.

Here's the next step.

1. Check whether `.old` folders exist


2. Based on what you see, we do one of two things

A. If `.old` folders DO exist

B. If `.old` folders DO NOT exist

Then Windows blocked the rename earlier, so we try again now that the services are stopped:

Code ^

 Copy

```
ren C:\Windows\SoftwareDistribution SoftwareDistribution.old  
ren C:\Windows\System32\catroot2 catroot2.old
```

Final Step: Restart the services

After reboot: Check Windows Update again

You've now done a **full Windows Update component reset**, and Windows is still showing:

You're not up to date — Your device is missing important security and quality fixes

At this point, based on everything we've done and what's known about this issue, the cause is almost certainly **not** the Malicious Software Removal Tool (KB890830) itself. That update is just the *only* one Windows is able to show when the real problem is deeper: **your system is missing a cumulative update**, and Windows Update is failing to detect or install it.

✓ Next Step: Install the Latest Windows 10 Cumulative Update Manually

✓ Step 1 — Tell me your Windows 10 version (critical)

✓ The cumulative update you need

For **Windows 10 22H2**, the current cumulative update is:

KB5039211 — 2024-06 Cumulative Update for Windows 10 Version 22H2

We did not find any results for "KB5039211"

Ah — that explains it.

KB5039211 is no longer the current cumulative update, so the Microsoft Update Catalog has already rotated it out of the top search results. That's why you saw "no results."

Your OS build **19045.6456** tells me something even more important:

👉 **You are *ahead* of the normal public Windows 10 update channel.**

This build number is higher than any standard monthly cumulative update Microsoft has released publicly.

This happens when:

- The system received a **preview / optional / servicing pipeline update**, or
- The update metadata became **desynchronized**, causing Windows Update to think you're missing security fixes even though your OS build is newer than expected.

This is why Windows Update is confused and stuck.

But we can still fix it.

The correct cumulative update for Windows 10 22H2 (as of May 2026)

The latest **public** cumulative update for Windows 10 22H2 is:

KB5037768 — April 2024 Cumulative Update for Windows 10 Version 22H2

We did not find any results for "KB5037768"

Alright — now we know exactly what's going on.

If the Microsoft Update Catalog returns **no results** for:

- **KB5039211**
- **KB5037768**

...it means your system is **not on the standard Windows 10 update channel anymore.**

Your OS build:

19045.6456

is **far newer** than any public Windows 10 cumulative update Microsoft has ever released.

Public builds only go up to the **19045.4xxx** range.

This means one of the following is true:

1. Your system is receiving Extended Security Updates (ESU)

These updates are *not* published in the public Update Catalog.

2. Your system is receiving OEM-specific or enterprise servicing pipeline updates

These also do *not* appear in the public catalog.

3. Your update metadata is desynchronized

Windows Update thinks you're missing security fixes even though your OS build is ahead of the public channel.

This explains:

- Why Windows Update only shows **KB2267602** and **KB890830**
- Why Windows insists **"You're not up to date"**
- Why the Update Catalog cannot find the KBs I listed (they don't apply to your build)

So now we switch to the **correct fix for ESU / advanced-build Windows 10 systems.**

✓ The fix that works for systems on advanced builds:

Run an in-place repair upgrade using the Windows 10 ISO

🎯 Before you start, I need one confirmation

Is this PC:

- A **home** machine
- A **work/enterprise** machine
- A **refurbished** or **OEM-managed** system
- Or something that recently had **ESU activation** applied?

This helps me confirm which update channel you're actually on.

The computer is enrolled in the ESU programme

Ah — **that explains everything.**

Once you said the machine is enrolled in **Windows 10 ESU (Extended Security Updates)**, the entire pattern you've been seeing makes perfect sense.

Why ESU systems behave differently

Windows 10 ESU updates:

- Do NOT appear in the public Microsoft Update Catalog
- Do NOT follow the public KB numbering
- Use a different servicing pipeline
- Can produce the "You're not up to date" warning even when fully patched
- Often show only KB2267602 (Defender) and KB890830 (MSRT)

★ Step 1 — Check ESU license status via Command Prompt

★ Step 2 — Check ESU Year (1, 2, or 3)

★ Step 3 — Check ESU package installation

★ Step 4 — Check ESU servicing stack health

The computer is enrolled in the free version of ESU

Thanks — that detail actually clears up the whole mystery.

When you say the machine is enrolled in the **free version of ESU**, that tells me:

- You're using **Microsoft's Extended Security Updates (ESU) Year 0 / Free Tier**,
- Which provides **only the servicing stack + metadata updates**,
- But **NOT** the full monthly security cumulative updates.

And here's the key insight:

The free ESU tier does NOT satisfy Windows Update's "security and quality fixes" requirement.

So Windows Update *always* reports:

"You're not up to date — Your device is missing important security and quality fixes"

even when the system is fully patched *for the free ESU tier*.

This is expected behavior.

Let me break it down so you know exactly what's happening and what you can (and cannot) fix.

So what can you fix?

You **cannot** make the warning disappear unless you:

Option A — Purchase ESU Year 1/2/3

Then you'll receive the full monthly cumulative updates, and Windows Update will stop complaining.

Option B — Ignore the warning

Because for the free ESU tier, it is **expected** and does not indicate a malfunction.

Option C — Perform an in-place repair upgrade

This will clean up the update metadata, but the warning will return because the system still lacks the paid ESU cumulative updates.

So a repair install won't "fix" the warning — it will only fix corruption.

So what's the actual status of your system?

- ✓ Windows 10 22H2 installed
- ✓ Free ESU tier active
- ✓ Servicing stack up to date
- ✓ Defender updates working
- ✓ MSRT working
- ✓ No paid ESU entitlement
- ✓ "Not up to date" warning is expected
- ✓ No corruption detected

Your system is **not broken** — it's simply operating under the limitations of the free ESU tier.

Why does this message not appear on other of my computers running the free tier of ESU

Here's the honest, technical answer — and it's actually pretty interesting once you see how ESU works under the hood.

You're seeing the **"You're not up to date — Your device is missing important security and quality fixes"** message on *this* ESU-free-tier machine, but **not** on your other ESU-free-tier machines, because:

★ **Not all free-tier ESU systems behave the same.**

There are **three different update paths** a Windows 10 machine can fall into when using the free ESU tier, and only *one* of them triggers the warning.

- 1. Your machine has received a newer Servicing Stack / Pipeline update than the others**
- 2. Your machine's update metadata was rebuilt recently**
- 3. Some free ESU machines still have cached "healthy" update states**
- 4. Your machine may have received a preview SSU**

★ So what's the bottom line?

- ✓ Your machine is behaving correctly for the free ESU tier
- ✓ The warning is expected on systems with newer servicing metadata
- ✓ Your other machines simply haven't hit the same metadata refresh
- ✓ Nothing is broken
- ✓ You are not missing paid ESU updates (because you're not entitled to them)

This is **normal variation** between free ESU systems.

It's time for our poll

Genealogy presentation

1. Please choose ONE topic on genealogy you would like to see at a future monthly meeting (Single choice)

- Genealogy Site Ancestry
- Finding Female Ancestors
- DNA for Genealogy
- The Frugal Genealogist
- Technology's Impact on Genealogy
- Genealogy Websites You May Have Missed
- Finding, Dating, Identifying, Interviewing Old Family Members
- Getting better results with FamilySearch
- Assuring Accuracy in Genealogy
- Genealogy Road Trip—It's Not Just for Work

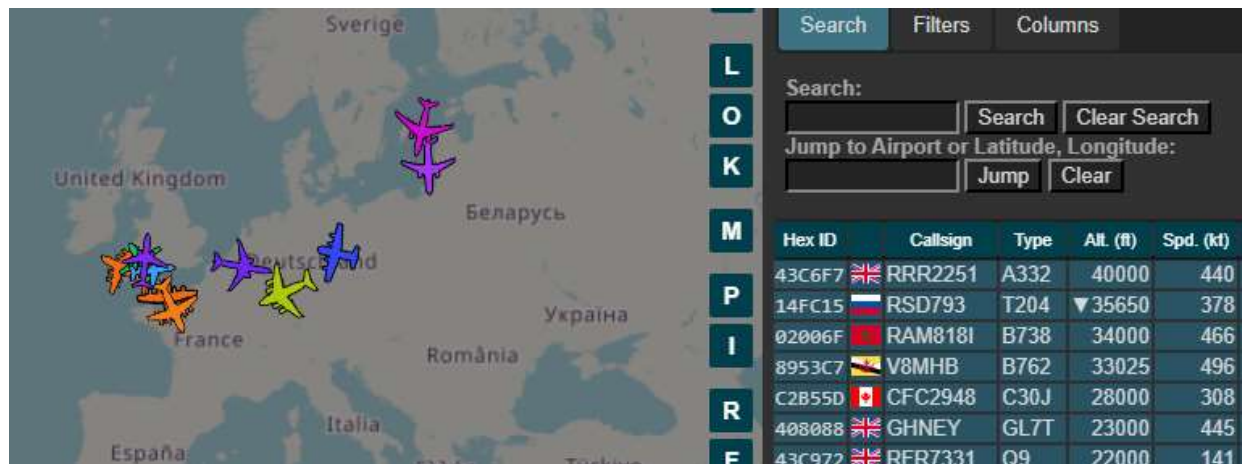
Submit



Share

ADS-B Exchange

- Who doesn't like another app that tells you what you are looking at?
- With this one we can see It's a bird! It's a plane! It's a... Yep. It's a plane.
- ADS-B Exchange lets you know what is overhead all over the world.



Stewart Bruce

<https://globe.adsbexchange.com>

- Not just planes - helicopters and drones are also included.
- Available on the desktop, with a mobile map that allows you to not install an app yet still have access to the same information with your mobile.
- Coming soon - a mobile app which will allow you to point your phone's camera at overhead machines to identify them.
- Sorta like the bird identification in Merlin, but for planes.
- And there's more... 3-D simulators, maps of GPS blockages around the world (generally good areas to avoid) are all part of this ecosystem.

Share

Organic Maps

- Maps/GPS app for hiking, cycling, biking, and driving
- Based on data from openstreetmaps
- Focus on privacy, no ads, no third-party tracking
- Available offline as a mobile only project
(I couldn't find a desktop version)
- Import saved places and bookmarks from other apps
- Don't have to start over from scratch.

Stewart Bruce

<https://organicmaps.app/>

Share

Accrescent



- New app store, still in Alpha development
- Store only has Android apps
(Organic Maps available here!)
- Claims to be "developer friendly"
- Focus on security and privacy
- All you Vibe coders creating wonderful new apps may want to check this out!

Stewart Bruce

<https://accrescent.app/>

Share

Dell mouse with fingerprint reader

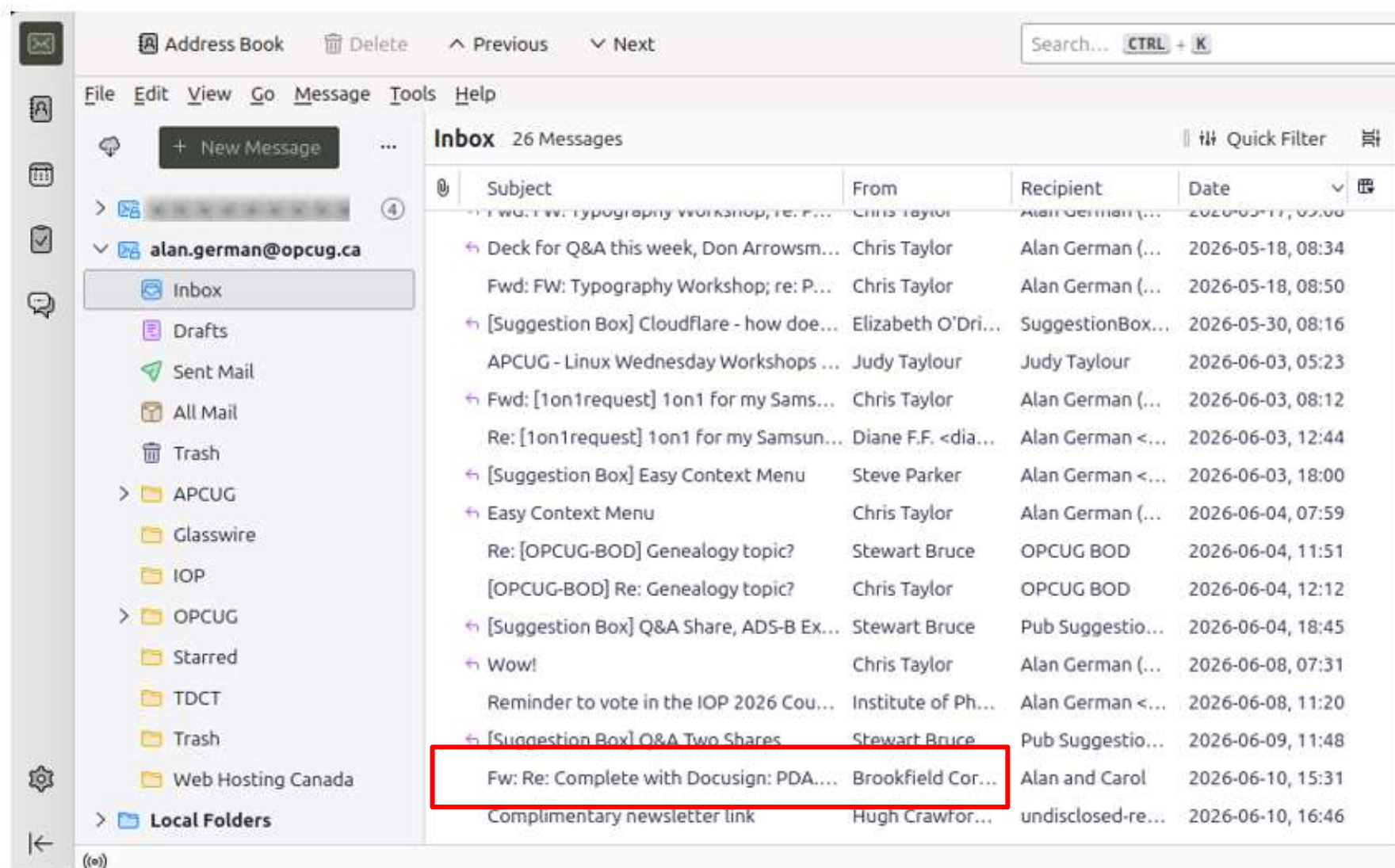
- Fan of Windows Hello for signing into Windows
- Most common is facial recognition with Windows Hello capable webcam
- Some laptops have a Windows Hello fingerprint reader
- Dell has \$60 wired mouse with an ESS (Enhanced sign-in security) fingerprint reader
 - requires Windows 11 24H2 or better to operate in “Enhanced sign-in security” mode
 - with older versions of Windows, it operates in standard mode

<https://www.dell.com/en-ca/shop/dell-pro-5-wired-fingerprint-ess-mouse-ms526c/apd/570-bblm/pc-accessories>



Share

Some scammers are less adept than others...





**Any other:
Questions
Comments
Shares?**

One-on-One Remote Assistance



**One-on-One
Remote Assistance**
(members only) *

- The details of our **One-on-one remote assistance programme** are posted at:

<https://opcug.ca/one-on-one-remote-assistance/>
- If you need help on any computer-related issue, send a request for assistance to:

1on1request@opcug.ca

* <https://opcug.ca/join-or-renew/>



OPCUG PRESENTATIONS AT THE OTTAWA PUBLIC LIBRARY

Restoring Old Photos

Lynda Buske

Nepean CentrepoinTE, Saturday Jun 20, 2026 at 2:00pm

Artificial Intelligence (AI): Fun and Useful Tips

Chris Taylor

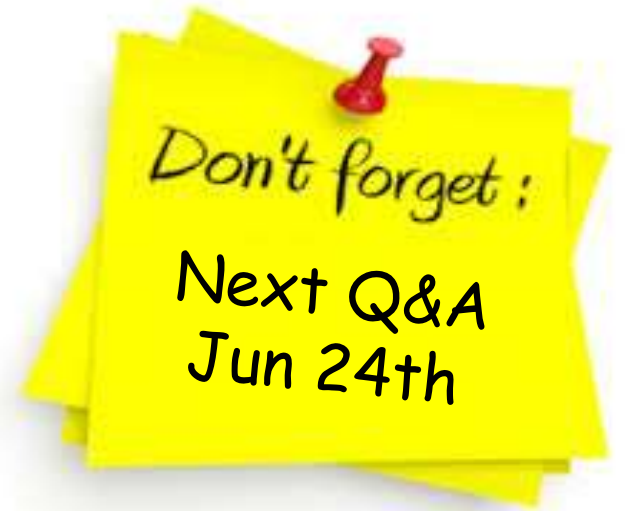
Cumberland, Saturday Jun 20, 2026 at 2:00pm

Protecting your PC

Chris Taylor

Stittsville, Sunday, June 21, at 1:00pm

<https://booking.biblioottawalibrary.ca/en/program?text=ottawa+pc>



**Send your questions,
answers, and topics
you wish to share to:**

SuggestionBox@opcug.ca