



Alan German & Chris Taylor
Ottawa PC Users' Group


April 15, 2026



Anti-Virus Software



- How important it is to have anti-virus software?





Defender is free and easy

- Windows has the largest market share for operating systems and so is the biggest target for hackers
- Microsoft Defender is built into Windows and virus signatures are frequently updated
- A full disk scan will ensure that no malware is present on the drive
- On-access scanning will then maintain the clean status as files are read from or written to the disk
- Use of an occasional third-party scanner provides reassurance
- Scanning overhead is not an issue

Microsoft Defender Features

- Real-time scanning of files and downloads
- Blocking malicious websites (via SmartScreen)
- Detecting suspicious behavior (not just signatures)
- Ransomware and spyware protection (via Controlled folder access *)



* Controlled folder access is essentially write protection and can be enabled using:

Windows Security → Virus & threat protection → Ransomware protection → Controlled folder access



Digital Legacy



- Managing my digital footprint specifically, files, images, passwords, backups, and software.

In other words, organizing my legacy.

- Lately I'm wondering about digital legacy





Digital inheritance/legacy

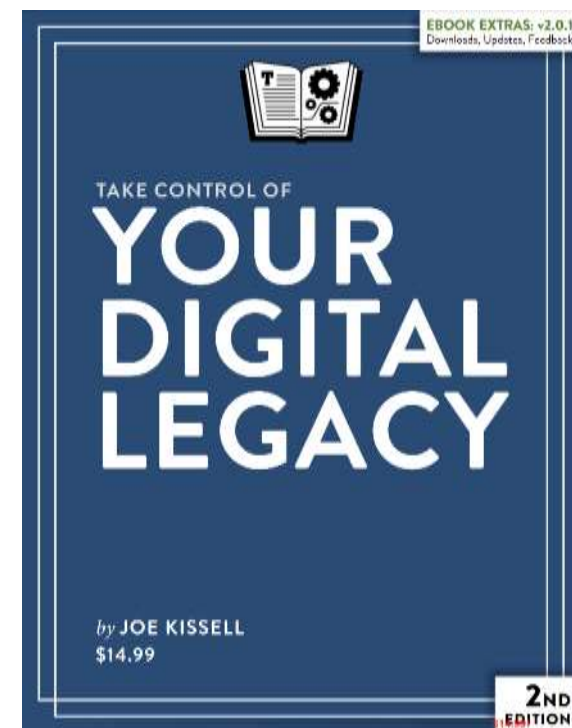


- Don't let online accounts die with you
- For others to get access to your online accounts
 - may be impossible
 - always will be difficult and may be costly
- You can provide access to your password manager
 - so others can access your online services on your behalf
 - *you do use a password manager, right???*
- Leave info with power of attorney (POA), executor, someone you trust
 - name & location of password manager database file
 - password to open password database
 - sign-in username & password for computer
 - what you want done with online accounts
- Safe deposit box
 - if someone knows to access in emergency



Digital inheritance/legacy

- More than just access to your online accounts
- *Take Control of Your Digital Legacy* looks interesting
 - <https://www.takecontrolbooks.com/digital-legacy/>
 - US\$15
 - PDF and ePUB formats
 - I have only read the Free Sample (41 pages from 152-page book)





Are you POA for someone?



Billy had a stroke – left him confined to a wheelchair and unable to speak.

Mary familiar with POA situations, underestimated what's involved.

Billy: only one with account numbers/passcodes. Mary had to go to each organization & figure out how to get access. Major hurdle was utility bills.

The challenge...today everything's electronic.

If someone asks you to be POA, spend an hour with them just getting an idea of their wishes and basics about their finances and their house ... and what they would want for their children.

Don't forget about their other online accounts



Possible flies in the ointment

- If your sign-ins are protected by biometric authentication
 - and there is no alternate sign-on method
- The person you want to act on your behalf will almost certainly be prevented from signing in as you
- If you have implemented Passkey for authentication
 - and there is no alternate sign-on method
- The person you want to act on your behalf may be prevented from signing in as you
 - unless they have full access – signed in as you – to the device where Passkey has been implemented
 - ...and they have not used biometrics for their Passkey



Some companies allow access

- Give access to others in the event of your passing
- Google: Inactive Account Manager
 - notify contacts, share selected data, and/or delete the account
 - choose specific data types & different recipients for different data
 - <https://support.google.com/accounts/answer/3036546?hl=en>
- Microsoft: OneDrive Digital Legacy
 - choose a contact who gets read-only access to your OneDrive if you die or can't access the account
 - <https://support.microsoft.com/en-us/office/preserve-your-digital-legacy-with-onedrive-245869c6-3505-4d75-a75f-82bdec48ad7b>



Some companies allow access

- Facebook: Legacy Contact / Memorialization
 - choose someone to manage a memorialized Facebook account after death
 - includes posting pinned message, responding to friend requests, and changing the profile photo
 - option to delete the account after death
 - https://www.facebook.com/help/1017717331640041/?helpref=hc_fnav
- Apple: Digital Legacy / Legacy Contact
 - name trusted contacts who can request access to some iCloud data after death, subject to verification (death certificate)
 - <https://support.apple.com/en-us/102631>



Some companies allow access

- Instagram: Memorialization tool
 - accounts can be memorialized after death
 - request can be made to preserve the account
 - <https://www.facebook.com/help/instagram/1401073473505873/>



YouTubeTech

Long-Term Data Storage for Home Users



Long-Term Data Storage for Home Users



ExplainingComputers ✓

1.17M subscribers

Join

Subscribe

<https://www.youtube.com/watch?v=ulh9z-JluBs>

- Backup vs. archival (long-term) storage
- Storage media – hard drives, solid state drives, flash drives, DVD, tape, cloud
- Media selection and data retention periods
- HDD lowest cost/GB
- Archival quality tape/drive expensive
- Archival quality optical disks (50 years)
- Refreshing archived data
 - HDD, 3 years
 - SSD, flash drive, 1 year
 - DVD, prior to EOL (retain optical drive!)
 - Cloud providers use data preservation practices
- Family storage audits (share files, e.g. photographs)



YouTubeTech

Trouble in the (Libre) Office?



I Read Your Comments About LibreOffice & Went Down a Rabbit Hole



DB Tech ✓
104K subscribers

Join

Subscribe

👍 1.5K



➦ Share

<https://www.youtube.com/watch?v=TPbkvL1ELe4>

- In March, the BOD of The Document Foundation removed 30 developers from membership
- Included 7 of the top ten contributors to LibreOffice
- Individuals were employees of Collabora and long-time contributors to OpenOffice & LibreOffice
- The company was developing a web-based office project (which LO had paused for several years and recently revived)
- Collabora had also announced work on a lightweight desktop project (LO competitor?)
- Developers banned from TDF but welcomed to contribute code!



Best Linux Office Suites

YouTubeTech



Best Linux Microsoft Office Alternatives



ExplainingComputers ✓

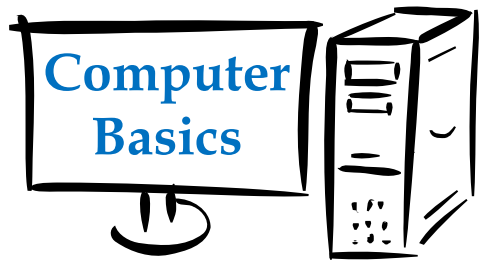
1.17M subscribers

Join


Subscribe

<https://www.youtube.com/watch?v=pwWlYdz-qhk>

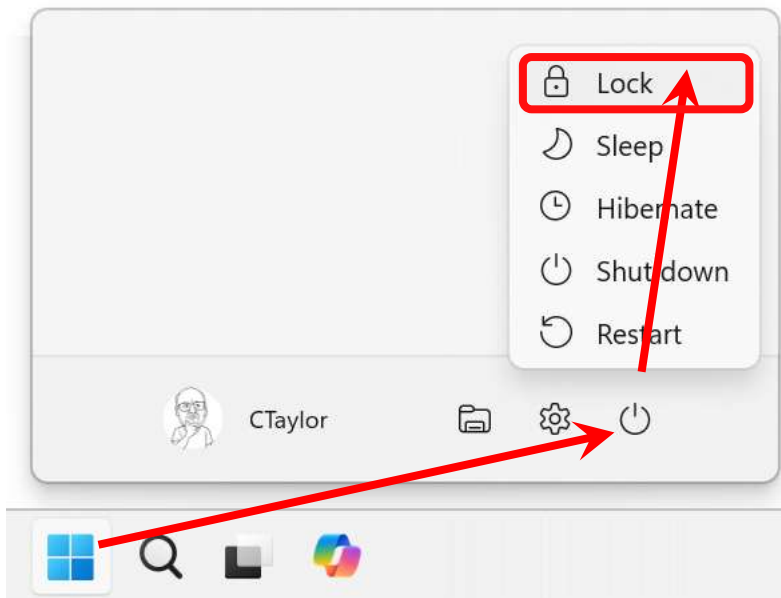
- Alternatives to Microsoft Office
 - LibreOffice (Open-source)
 - FreeOffice (Freeware)/SoftMaker Office (Pro)
 - OnlyOffice (Open source/Pro)
 - WPS Office (Freeware/Pro)
- Focus on fidelity with side-by-side comparisons of Word, Excel and PowerPoint
 - spoiler alert: none are 100% compatible
- Christopher Barnatt's selection
 - Windows 10 ESU EOL
 - Linux Distro
 - SoftMaker Office



Keyboard shortcuts #8



- If you get up from the computer
 - lock it so nobody else can access the computer as you
- Rather than mousing: *Start* > *Power* > *Lock*




Share

Security: PIN vs. password

- *I did the research and that simple Windows Hello PIN is indeed safer than a password*
- July 2015
 - Microsoft started allowing you to sign in to Windows using a PIN instead of a password as part of *Windows Hello*
 - could opt to use password or biometrics
- How can a 4-digit PIN be better than a password?
- Spoiler alert
 - it has to do with Trusted Platform Module (TPM)
 - much maligned feature of modern PCs
 - now required for Windows 11



Elizabeth O'Driscoll

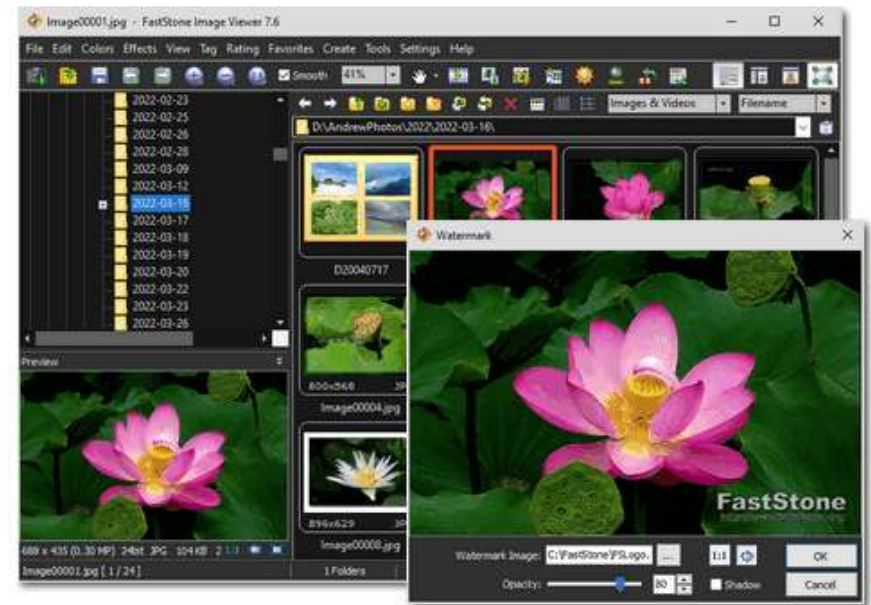


Two-By-Two

- Brief reviews of two apps that perform the same task
- Compare and contrast their main features
- Open discussion of other apps in the same category
- Your suggestions and shares wanted!



Two-By-Two *Digital Image Viewers*



FastStone

After the reviews, it will be your turn!



*What application
do you use for
viewing/processing
digital images and
what features does
it offer?*



Two-By-Two *IrfanView*

Primarily an image viewer
with minimalist interface

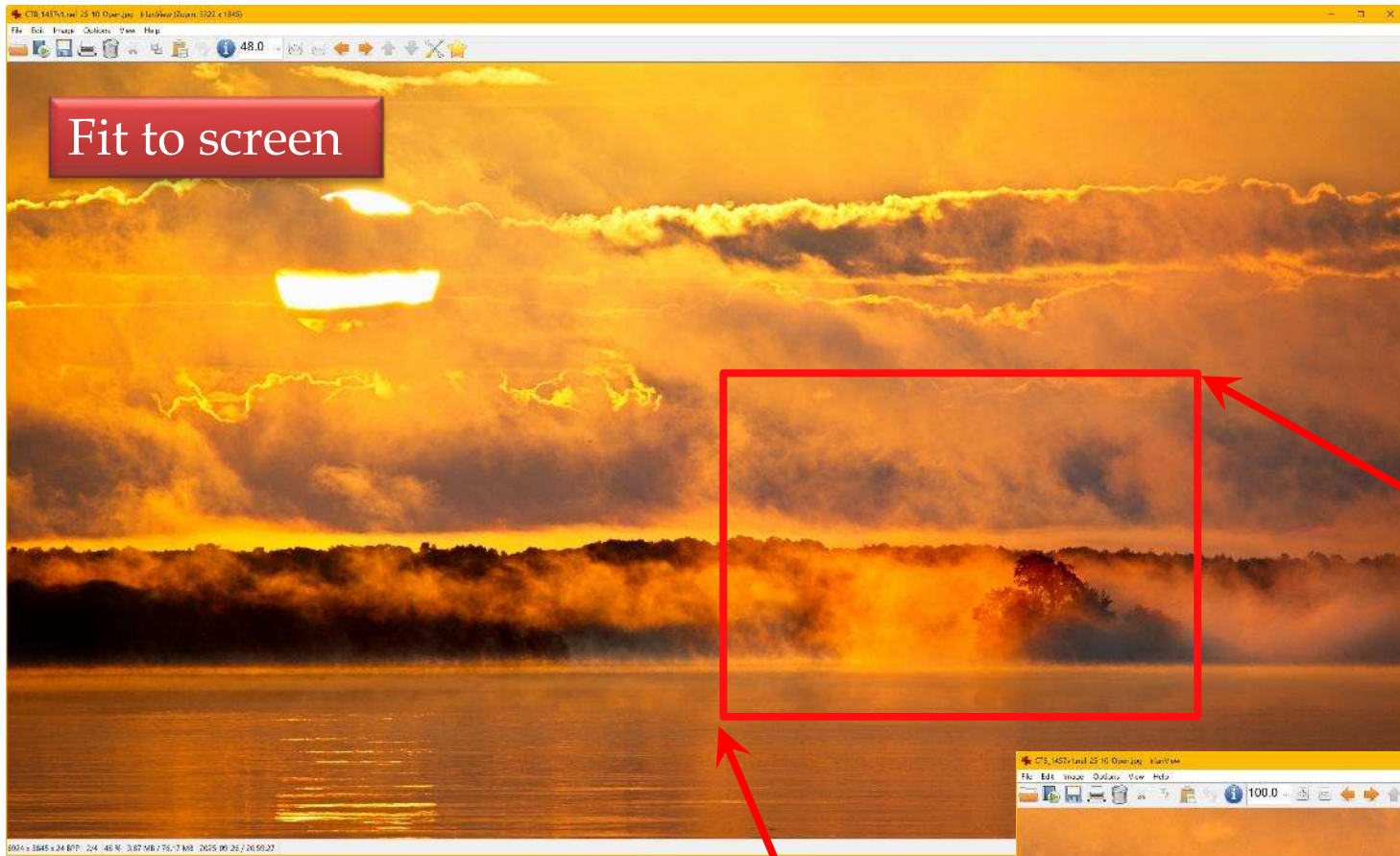
Menus & Toolbar

Specs on photo

- dimensions & bits per pixel
- photo x of y in current folder
- magnification on screen
- size on disk & in memory
- date & time of photo



<https://www.irfanview.com/>



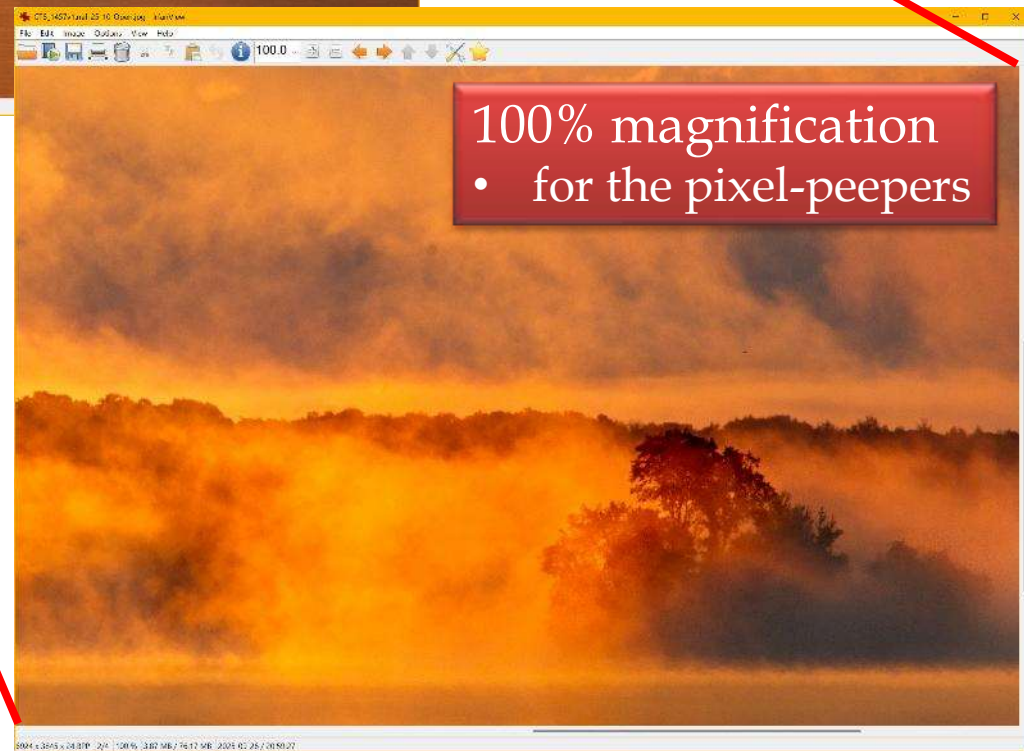
Fit to screen

F – Fit view

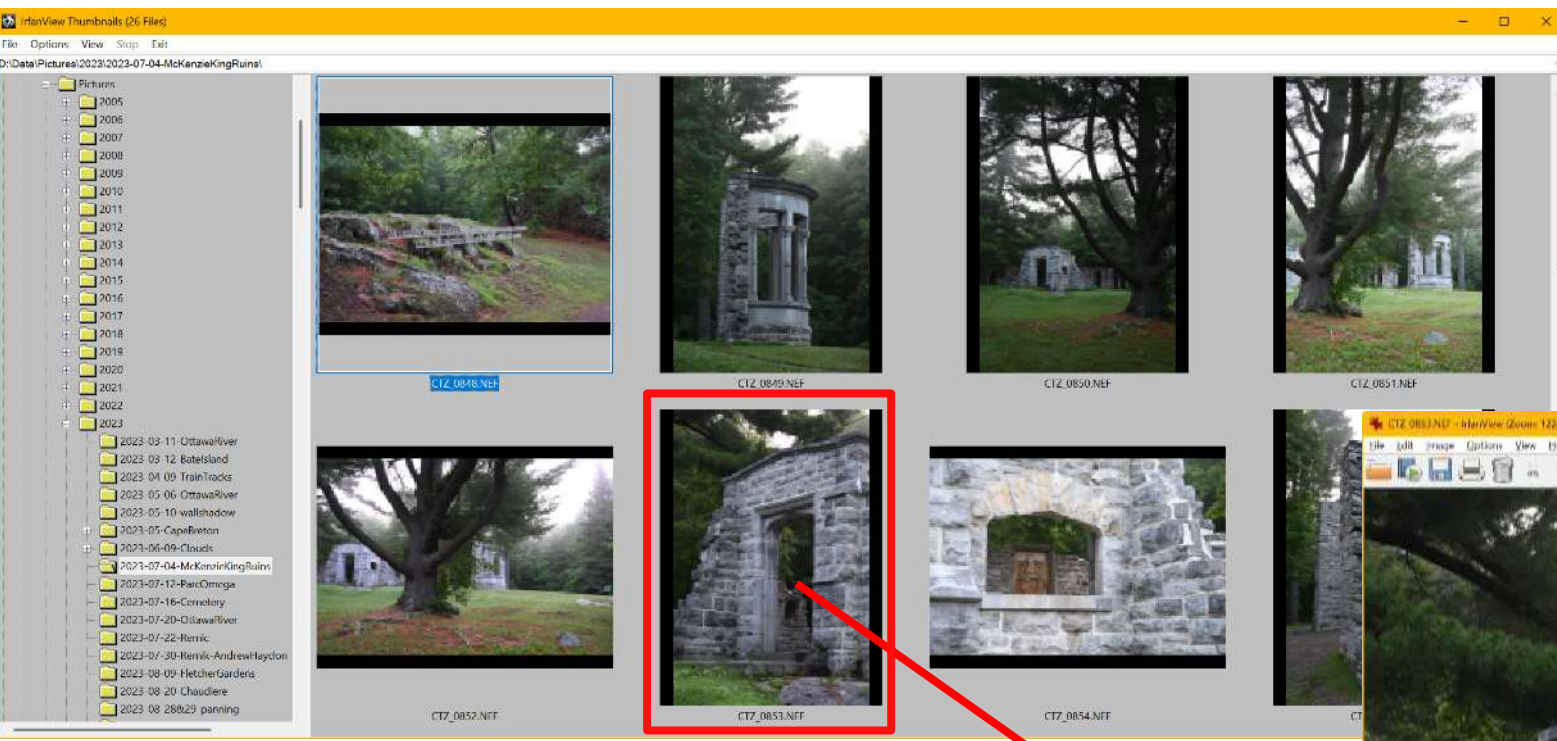
- toggles between
 - fit to screen
 - 100% magnification

Or zoom to other values

- from 10% to 500%



100% magnification
• for the pixel-peepers



T – thumbnail view

- browse by folder

Double-click photo to open





EXIF Tag	Value
Filename	CT8_1821-(Large).jpg
Exif-IFD-Offset	38
GPS-IFD-Offset	626
ImageWidth	4078
ImageLength	4448
BitsPerSample	
Make	NIKON CORPORATION
Model	NIKON Z 8
Orientation	Top left
SamplesPerPixel	0
XResolution	300
YResolution	300
ResolutionUnit	Inch
DateTime	2025:10:12 08:21:29
Artist	CHRIS TAYLOR
Rating	0
Copyright	Copyright 2025 Chris Taylor, All rights reserved.
ExposureTime	1/500 seconds
FNumber	14
ExposureProgram	Manual control
ISO Speed Ratings	180
DateTimeOriginal	2025:10:12 08:21:29
OffsetTime	-4:00
OffsetTimeOriginal	-4:00
ExposureBiasValue	0
MeteringMode	Multi-segment
Flash	
FocalLength	28 mm
ColorSpace	sRGB
Serial Number	4001582
Lens Make	NIKON
Lens Model	NIKKOR Z 28-400mm f4-8 VR
GPS information:	
GPSVersionID	2.3.0.0
GPSLatitudeRef	N
GPSLatitude	45 16 0.575881 (45.268827)
GPSLongitudeRef	W
GPSLongitude	76 15 2.357988 (76.250655)
GPSAltitudeRef	Above Sea Level
GPSAltitude	56 m
GPSTimeStamp	12 13 44
GPSDateStamp	2025:10:12

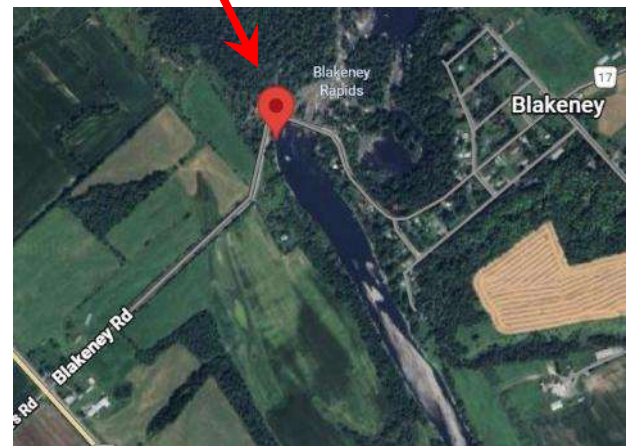
E – EXIF info

- camera settings

- including GPS

GPS information:
GPSVersionID 2.3.0.0
GPSLatitudeRef N
GPSLatitude 45 16 0.575881 (45.268827)
GPSLongitudeRef W
GPSLongitude 76 15 2.357988 (76.250655)
GPSAltitudeRef Above Sea Level
GPSAltitude 56 m
GPSTimeStamp 12 13 44
GPSDateStamp 2025:10:12

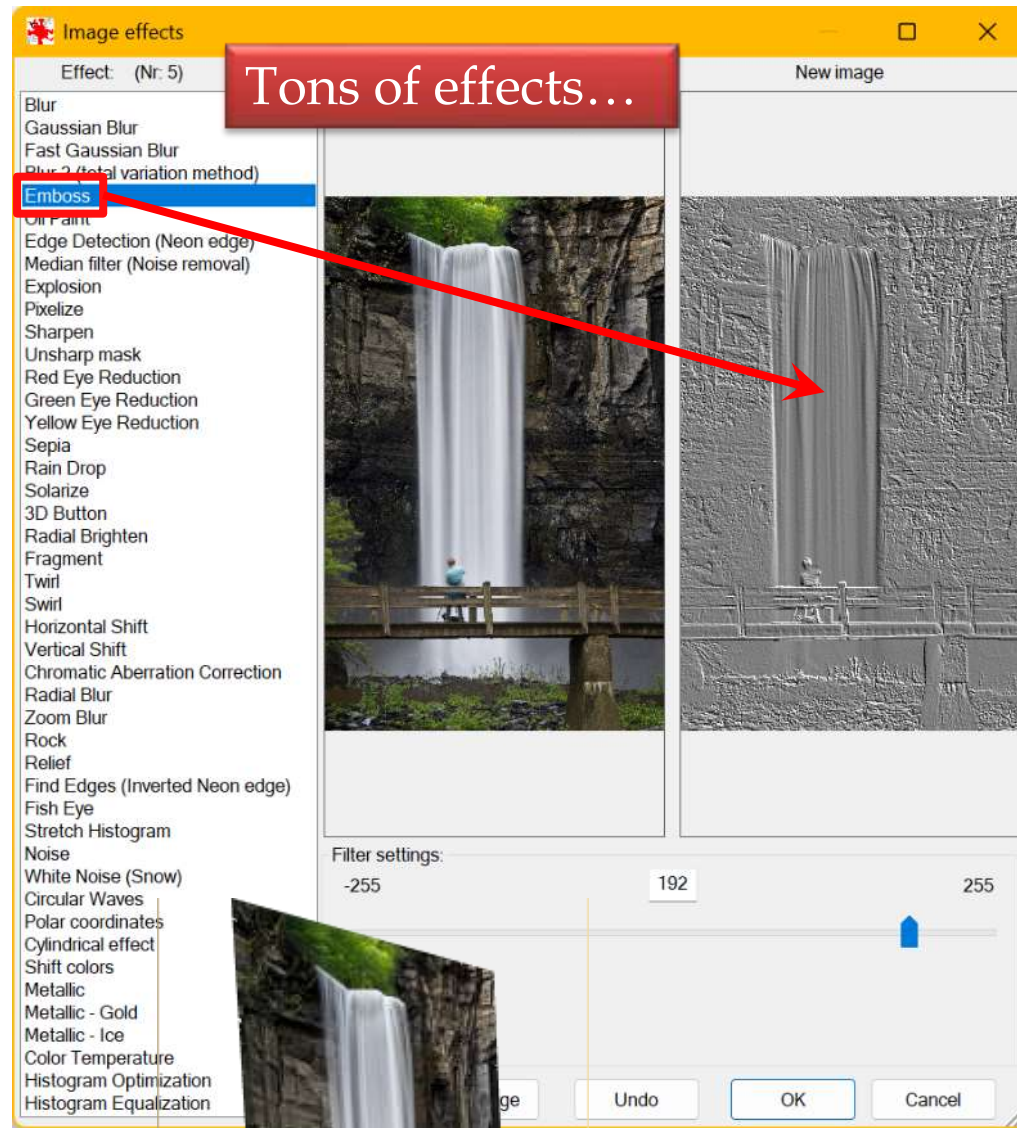
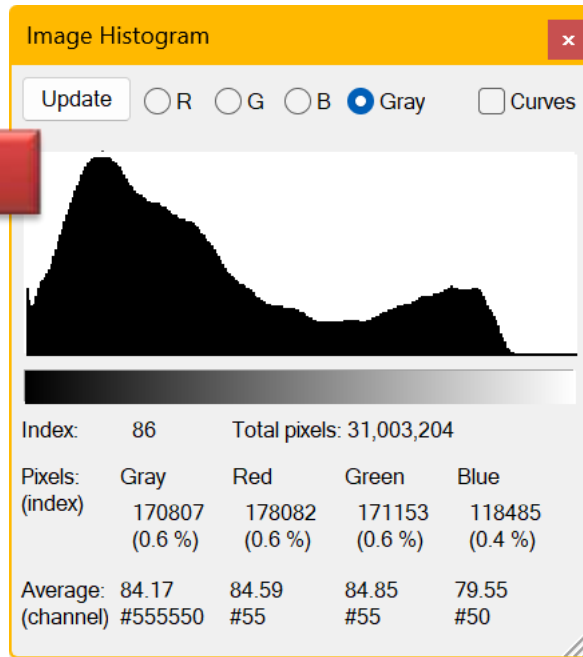
Copy to clipboard Show in OpenStreetMap Show in Google Earth
More options... Exit **Show in Google Maps**



Many editing features

- straighten & crop
- adjust lighting & colour
- resize/resample
- draw lines, circles, arrows, text, watermarks, etc.

Histograms...



Tons of effects...

Transformations...

Lots more

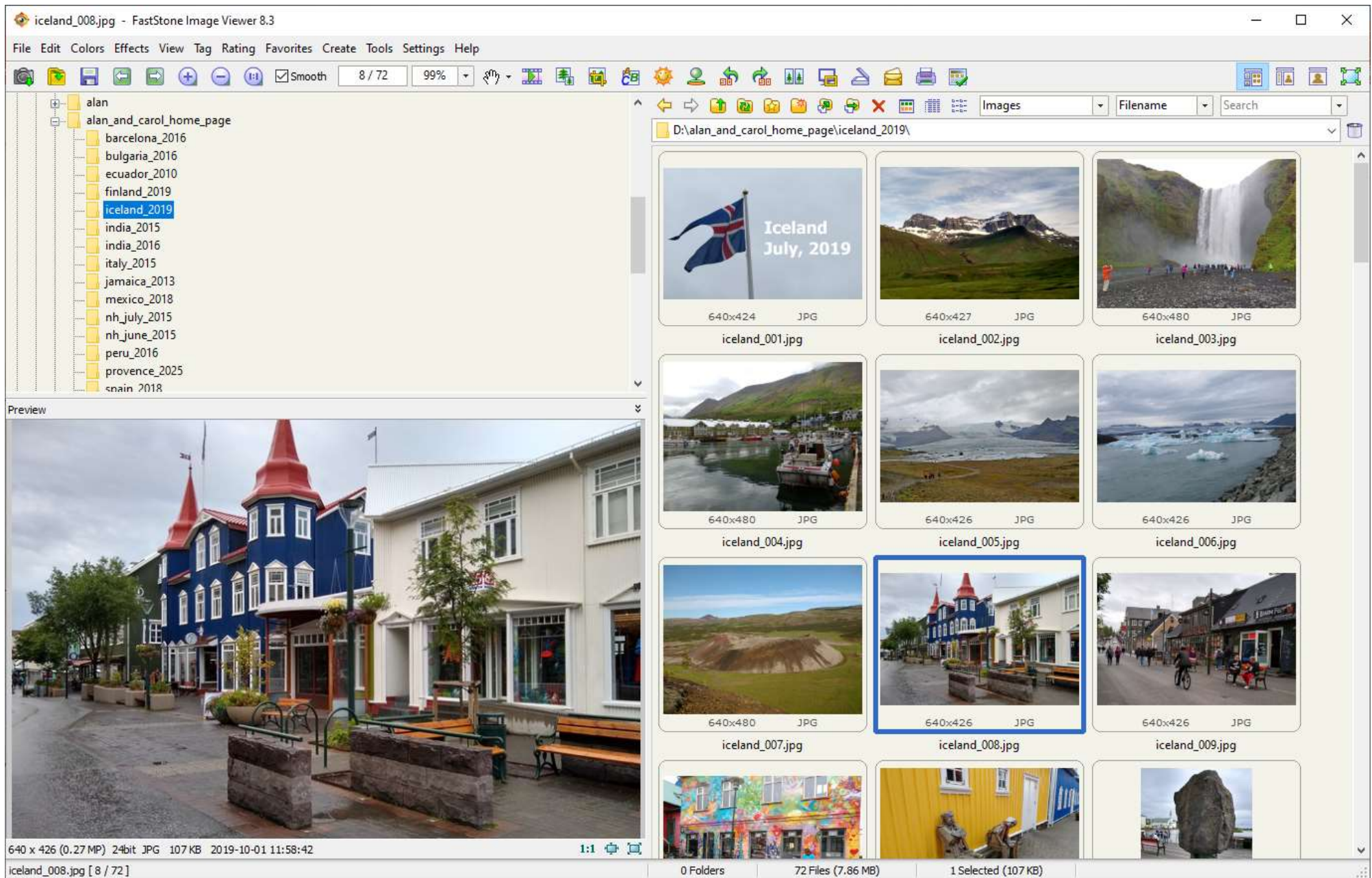


Two-By-Two

FastStone Image Viewer

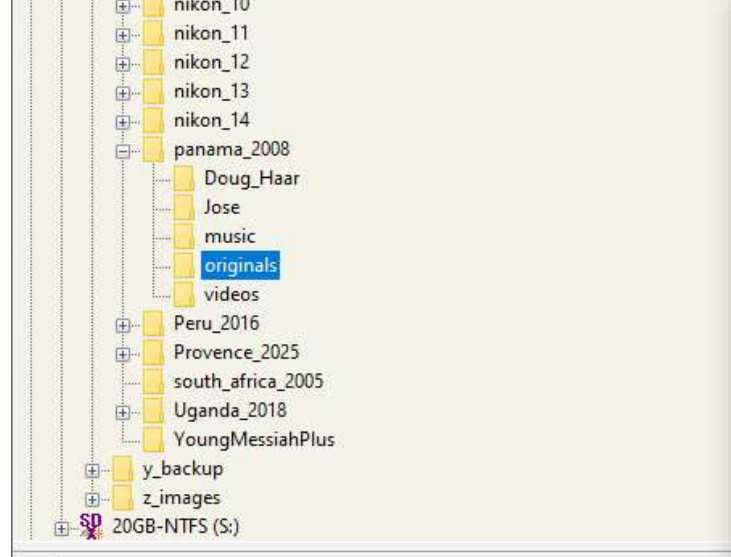


<https://www.faststone.org>



Layout - File tree, thumbnails and preview
Thumbnails - Filename, dimensions

Customize in Settings



Preview



3072 x 2304 (7.08 MP) 24bit JPG 2.45 MB 2008-03-30 13:55:50

IMG_0091.JPG [15 / 369]

Settings

Viewer Thumbnail Magnifier JPEG RAW Video Dual Monitor CMS Associations Favorites Programs Music

Startup Folder: Last Used Remember last viewed file

Normal View Background: Full Screen Background:

Show filename in Full Screen - Text Bold Filename Text Color: Position: Top

Show filename in Full Screen - Background

Loop Auto Next Folder

Smooth Filter: BiFant (Fastest)

Confirm on ESC exit

Confirm on overwriting files

Remind me to save changes

Show Hidden files and folders

Auto-clear search box

Auto-rotate by EXIF orientation tag

Auto-load next image in Crop Board

Auto-hide mouse cursor in Full Screen

No Hourglass (busy) cursor in Full Screen

Always show Windows taskbar in Full Screen

Reset image position to (0,0) when loading images

Associated image launches in: Windowed View

Auto Image Size: Auto Fit <Ctrl+Shift+K>

Default Browser Style: Thumbnails

Default Unit: inch

Arrow Keys: Scroll

Mouse Wheel: Previous / Next Image

Mouse Click: Magnifier + Zoom + Bottom Navigation

Zoom at: Center

Drag and Drop Files: Move Files If on Same Disk

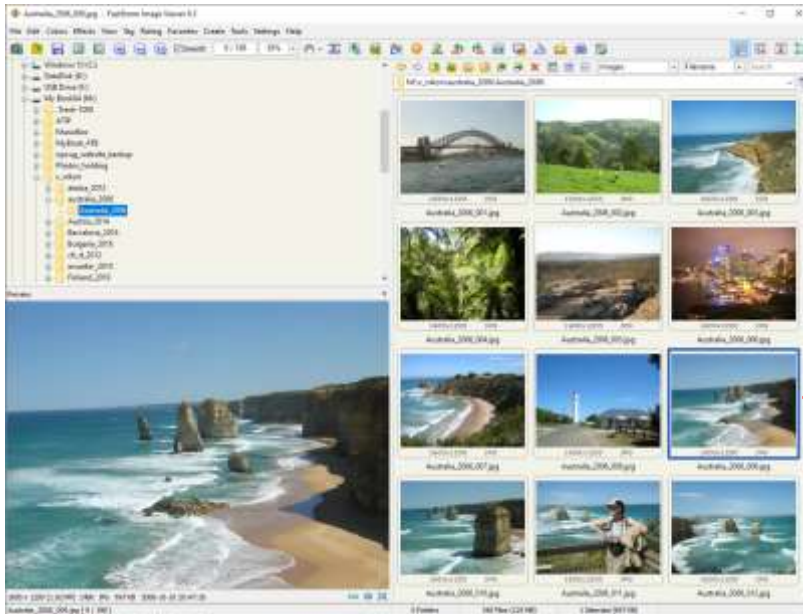
Single File Deleted to: Recycle-Bin, Confirmation

Touch Screen: Fade-In Effect

Reset Load from File Save to File OK Cancel



Multiple views



Single-click selects
slide as preview

Double-click displays
slide in the window

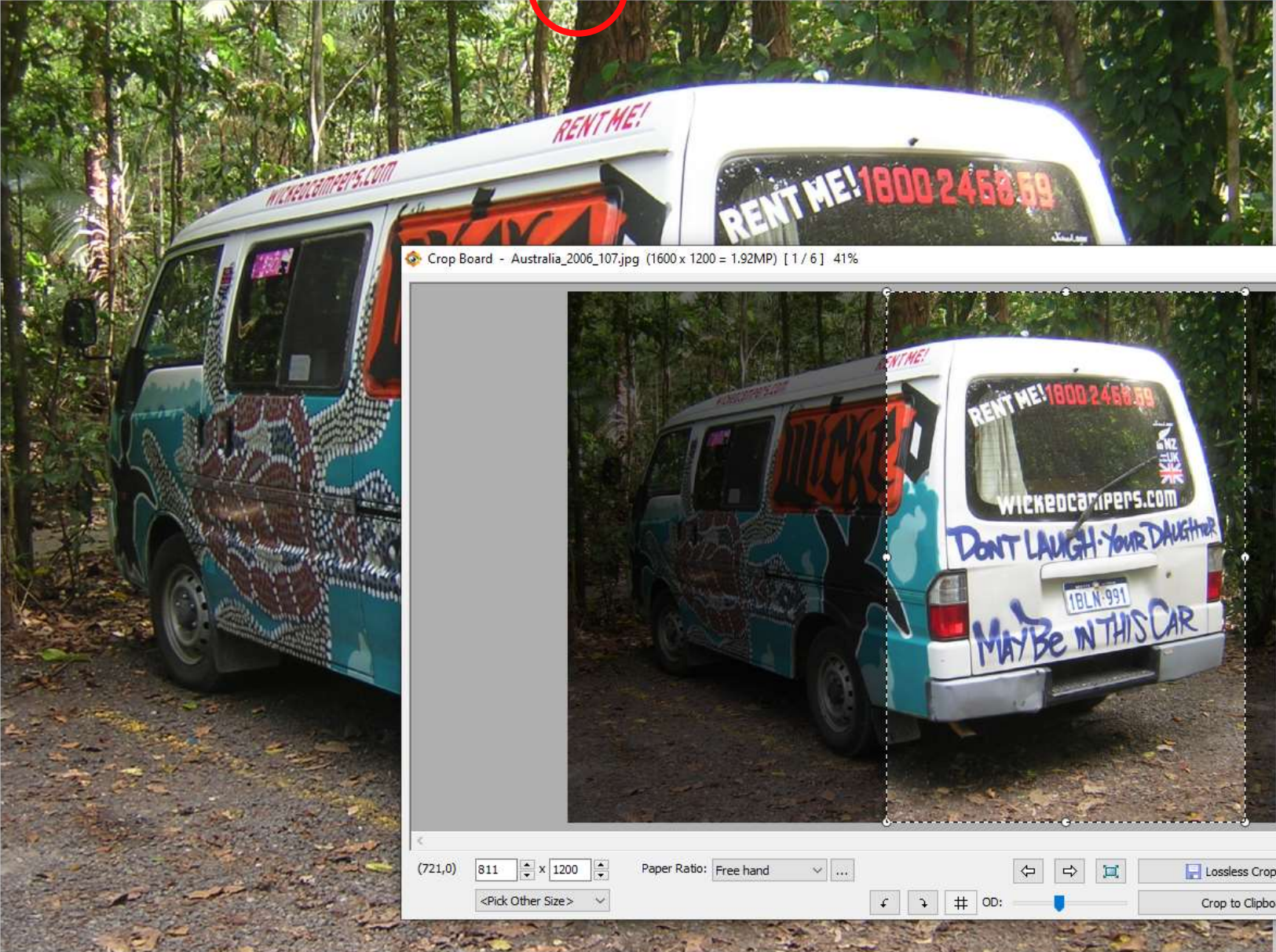


“F” = View > Full screen (toggles full screen)





Crop tool



Crop Board - Australia_2006_107.jpg (1600 x 1200 = 1.92MP) [1 / 6] 41%

The Crop Board window shows a dashed white box around the rear of the van. The text 'RENT ME! 1800 2468 59' and 'WICKEDCAMPERPS.COM' is visible within the crop area. The license plate '1BLN-991' and the blue graffiti are also visible.

(721,0) 811 x 1200 Paper Ratio: Free hand ...

<Pick Other Size> [Navigation icons] [Lossless Crop to File] [Crop] [Crop to Clipboard] [Close]

Tools > Batch Rename Selected images

The screenshot shows the 'Batch Image Convert / Rename' application window. The 'Tools' menu is circled in red in the top-left corner. The main window displays a file list for 'D:\Austria\' with 57 files. The 'Batch Rename' tab is active, showing the 'Input List: 57 Files' and 'Sort Files By: No Sort'. The 'Template' field is set to 'Austria-2014-###' and the 'Ext Case' is set to 'lower'. A preview of the selected file 'DSC_1095.JPG' is shown at the bottom. The status bar at the bottom indicates '0 Folders', '57 Files (85.0 MB)', and '1 Selected (968 KB)'.

Batch Image Convert / Rename

Batch Convert | **Batch Rename**

57 Files

D:\Austria\


Name	Size	Item type	Date modified
DSC_1074.JPG	1.77 MB	FastStone JPG File	2014-09-21 12:01 PM
DSC_1076.JPG	1.89 MB	FastStone JPG File	2014-09-21 12:01 PM
DSC_1079.JPG	980 KB	FastStone JPG File	2014-09-21 12:18 PM
DSC_1080.JPG	1.00 MB	FastStone JPG File	2014-09-21 12:19 PM
DSC_1081.JPG	967 KB	FastStone JPG File	2014-09-21 12:21 PM
DSC_1083.JPG	1.06 MB	FastStone JPG File	2014-09-21 12:27 PM
DSC_1088.JPG	1.07 MB	FastStone JPG File	2014-09-21 12:32 PM
DSC_1091.JPG	1.75 MB	FastStone JPG File	2014-09-21 12:51 PM
DSC_1092.JPG	1.73 MB	FastStone JPG File	2014-09-21 12:51 PM
DSC_1095.JPG	1.30 MB	FastStone JPG File	2014-09-21 1:11 PM
DSC_1096.JPG	1.08 MB	FastStone JPG File	2014-09-21 1:14 PM
DSC_1097.JPG	1.07 MB	FastStone JPG File	2014-09-21 1:15 PM
DSC_1098.JPG	963 KB	FastStone JPG File	2014-09-21 1:42 PM
DSC_1099.JPG	1.14 MB	FastStone JPG File	2014-09-21 2:22 PM
DSC_1101.JPG	1.11 MB	FastStone JPG File	2014-09-21 2:31 PM
DSC_1103.JPG	2.26 MB	FastStone JPG File	2014-09-21 3:33 PM
DSC_1105.JPG	2.09 MB	FastStone JPG File	2014-09-21 3:34 PM
DSC_1106.JPG	1.83 MB	FastStone JPG File	2014-09-21 3:34 PM
DSC_1107.JPG	1.92 MB	FastStone JPG File	2014-09-21 3:52 PM
DSC_1109.JPG	1.98 MB	FastStone JPG File	2014-09-21 3:58 PM
DSC_1111.JPG	2.09 MB	FastStone JPG File	2014-09-21 3:58 PM
DSC_1112.JPG	1.47 MB	FastStone JPG File	2014-09-21 4:00 PM
DSC_1113.JPG	1.43 MB	FastStone JPG File	2014-09-21 4:04 PM
DSC_1116.JPG	1.83 MB	FastStone JPG File	2014-09-21 4:08 PM
DSC_1118.JPG	1.88 MB	FastStone JPG File	2014-09-21 4:10 PM

Input List: 57 Files | Sort Files By: No Sort

Use Filename Template | Search and Replace

Template: Austria-2014-### | 1

Ext Case: lower

Preview:  3104 x 1746 968 KB 2014-09-21 13:21:43

Tips:
- One digit of the sequential number
* - Original file name
\$P - Parent folder name
\$Y - Year, \$M - Month, \$D - Day
\$H - Hour, \$N - Minute, \$S - Second

Rename

3104 x 1746 (5.42 MP) 24bit JPG 968 KB 2014-09-21 12:21:44

DSC_1081.JPG [5 / 57]

0 Folders | 57 Files (85.0 MB) | 1 Selected (968 KB)

Some other features...

- Adjust lighting, colours
- Borders and frames
- Special effects
(e.g. sketch, oil painting)
- File tagging
- Slideshows
- Contact sheets





*What application
do you use for
viewing/processing
digital images and
what features does
it offer?*

Share

Airport wait times

- 2026-04-08 email issue of Cool Tools from *the intelligence*
- Info on airport delays
 - crowd-sourced and official data

the intelligence

Become a productivity wizard

Get the *free* weekly email that **unearths little-known tech treasures** — for any and all of your devices — to help you work smarter and faster than ever.

Sign up today and get an *instant introduction* to an incredible audio app that'll tune up your days in some truly delightful ways.

youremail@domain.com

SIGN UP FOR FREE!



<https://theintelligence.com/cool-tools/>



Share

Flightly airports

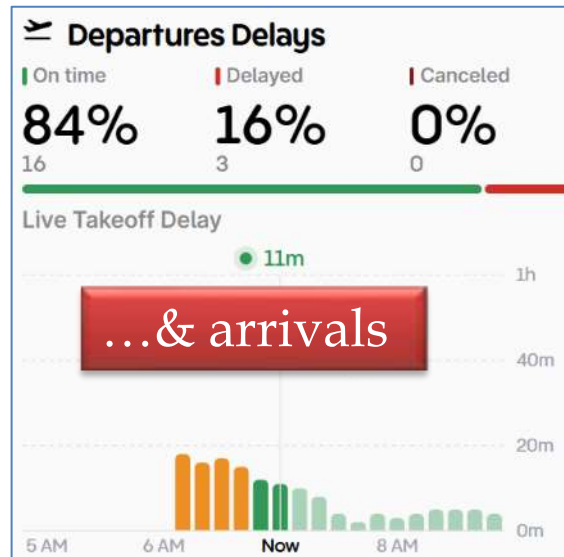
- Delays & disruptions at any airport around the world

YYZ Lester B. Pearson Intl.
Toronto, Canada
7:08 AM EDT -4°C

Overview Departures Arrivals

- Normal Operations
- Arrivals & Departures
No operational issues reported.
- Weather
Clear skies and light winds.

[View Full Operational Report >](#)



Departures Board

[View all departures](#)

3:10 AM	Hong Kong	CX 85
6:39 AM	• Departed 3h 29m Late	
6:15 AM	Cancún	TS 326 Gate C34
6:41 AM	• Departed 26m Late	
6:30 AM	Punta Cana	DM 5863 • Departure Overdue
6:30 AM	Minneapolis	DL 4073 Gate A7
6:29 AM	• Departed 1m Early	
6:30 AM	Calgary	WS 627 Gate B25
6:48 AM	• Departed 18m Late	

Daily Performance

On Time	94%	481
Delayed	2%	9
Canceled	5%	24

514 Departures

Most Disrupted Routes

YVR (Vancouver)	4
YYC (Calgary)	2
YUL (Montreal)	2
ORD (Chicago)	2
EWR (Newark)	2
CUN (Cancun)	2

Airport Stats

514 Departures	48 Airlines
144 Airports Served	50 Countries Served

Busiest Routes

LGA New York	49 FLIGHTS
YVR Vancouver	47 FLIGHTS
YYC Calgary	44 FLIGHTS
YUL Montreal	43 FLIGHTS
ORD Chicago	38 FLIGHTS

Share

Qsensor

- Live data on lots of airports worldwide

Home > Airports > Ottawa Airport (YOW)

Airport

Ottawa Airport Security Times Share


IATA Code: **YOW**

Timezone: **UTC/GMT -4:00 hours**

Airport local time: **Wednesday, 7:25am**

Security Wait Time

Data from CATSA



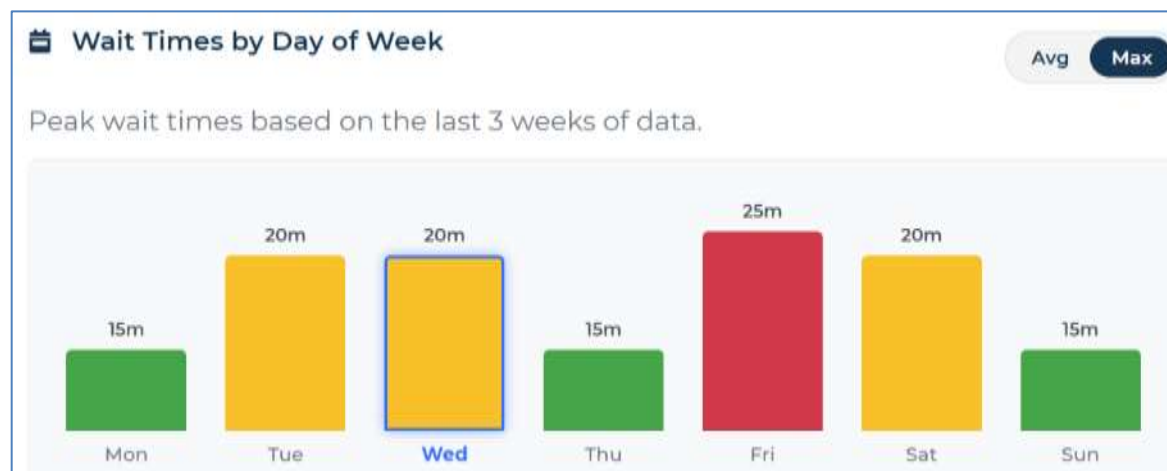
3 mins
current wait time

Low

— Wait times are steady

Last Updated:
🕒 7:21 AM (UTC/GMT -4:00 hours) 📅 2026-04-08

[Add Your Time](#) +



Additional data for a one-time fee

Qsensor

No subscription: pay once and get lifetime access

One time contribution

- ✓ Airport intelligence: real-time & historical terminal wait times + smart arrival recommendations
- ✓ Flight intelligence: worst days to fly, detailed flight delay history + compare

[Read more >>](#)

[Contribute \\$6.99](#)

<https://qsensor.co/>

Share

TSA Wait Times



John F. Kennedy International Airport Security Wait Times

Below are the estimated security wait times for John F. Kennedy International today.

Typical Security Wait Time In New York



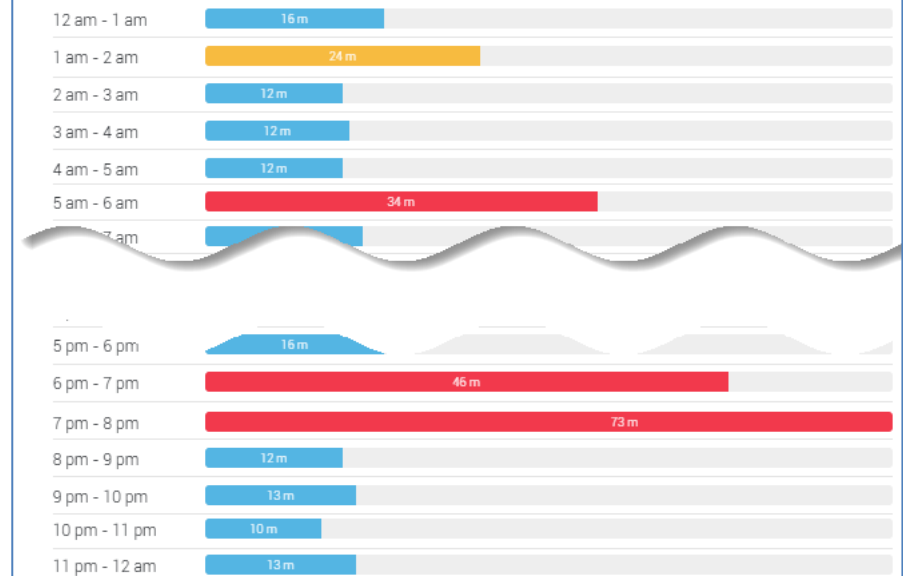
Passengers moving through the security checkpoints at John F. Kennedy International Airport should anticipate waiting on average for:

15 minutes*

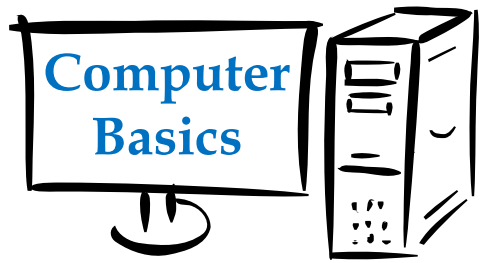
[REPORT YOUR TIME](#)

John F. Kennedy International Airport Security Wait Times

JFK : New York, NY



<https://www.tsawaittimes.com/>



Disk Image Backup and Recovery - Part 3

- ✓ • Full-disk backup image
- ✓ • Disk image recovery
- ✓ • Bootable rescue disk
- File/folder recovery
- Disk image testing





Upgrade



New Sync

New Backup

Browse to Recover

Tools

Disk 0

Next Backup
No Schedule

Disk 0

- Next Backup: No Schedule
- Last Backup: 3/9/2026 8:22 PM Successful



My Disk
Samsung SSD 840 EVO 250GB



P:\z_images\EaseUS
162.4 GB Free of 931.5 GB

Recover

Options

Backup Now

New Sync

New Backup

Disk 0

Next Backup
No Schedule

Browse to Recover

If you want to restore a backup image file from another computer, or the local backup task cannot find the associated image file, you can find and select the file for restoration here.

Please select the location where your backup file (.pbd) is stored:

- EaseUS Cloud
- Local Drive**
- Network Device

Recover

Browse to Recover

Tools



P:\z_images\EaseUS
162.4 GB Free of 931.5 GB

Options

Backup Now

New Sync

New Backup

Disk 0

Next Backup
No Schedule



Browse to Recover

\z_images\EaseUS\Disk 0\Disk 0_20260309_Full_v1.pbd

Goto...

- > System Volume Information
- > WD_Passport
- ▼ z_images
 - > A32-5G
 - ▼ EaseUS
 - ▼ Disk 0
 - ◆ Disk 0_20260309_Full_v1.pbd
 - > Foxclone
 - > i7_Inspiron

File name: Disk 0_20260309_Full_v1.pbd

File type: *.pbd

OK

Back

Recover

Upgrade

Browse to Recover

Tools



P:\z_images\EaseUS

162.4 GB Free of 931.5 GB

Options

Backup Now

New Sync New Backup

Browse to Recover Tools

Disk 0_20260309_Full_v1

Recovery

Disk 0

Next Backup
No Schedule

Disk/Partition mode **File mode**

History Version 3/9/2026 7:52 PM Full

Search in the current directory Current folder

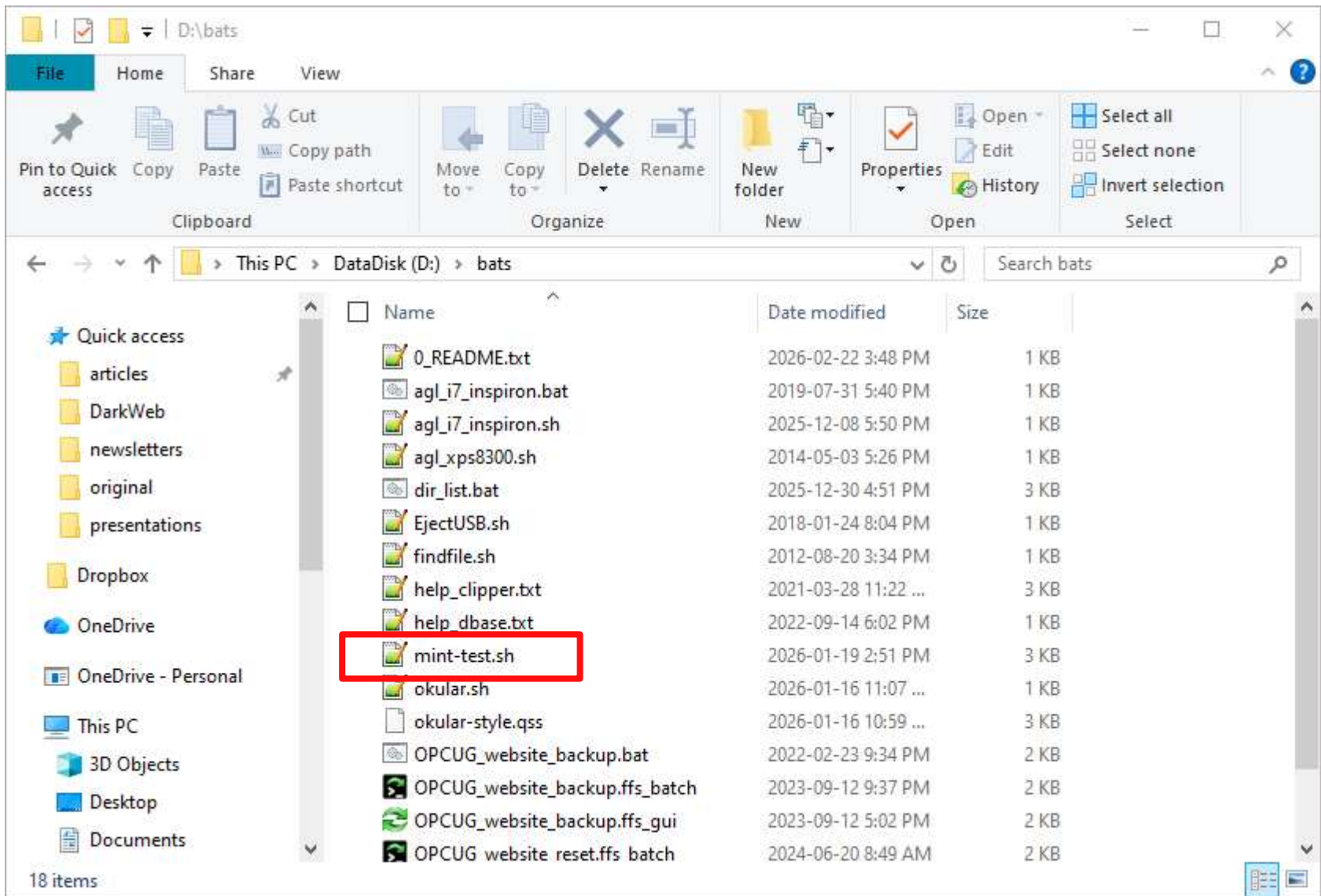
<input type="checkbox"/> No drive letter 00	<input type="checkbox"/> Name	Size	Type	Date Modified
> <input type="checkbox"/> No drive letter 01				
> <input checked="" type="checkbox"/> D:				
> <input type="checkbox"/> No drive letter 02				
> <input type="checkbox"/> C:				
> <input type="checkbox"/> No drive letter 03				
> <input type="checkbox"/> No drive letter 04				

Recover to

Recover to original location

Replace existing files

Cancel Proceed



New Sync | New Backup

Browse to Recover | Tools

Disk 0_20260309_Full_v1
Recovery [Icon]

Disk 0
Next Backup
No Schedule [Icon]

Disk/Partition mode | File mode

History Version 3/9/2026 7:52 PM Full [Dropdown]

Search in the current directory | Current folder [Dropdown]

	Name	Size	Type	Date Modified
> [Folder]	agtemp			
> [Folder]	alan			
> [Folder]	alan_and_carol_hc			
[Folder]	bats			
> [Folder]	nikon			
> [Folder]	OneDriveFiles			
> [Folder]	original			
<input type="checkbox"/>	help_clipper.txt	2 KB	TXT File	3/28/2021 11:22 AM
<input type="checkbox"/>	help_dbase.txt	596 bytes	TXT File	9/14/2022 6:02 PM
<input checked="" type="checkbox"/>	mint-setup-i7Inspiro...	7 KB	SH File	3/7/2026 11:26 AM
<input checked="" type="checkbox"/>	mint-setup-log.txt	148 bytes	TXT File	2/22/2026 12:30 PM
<input checked="" type="checkbox"/>	mint-setup-old.sh	8 KB	SH File	2/1/2026 4:22 PM
<input checked="" type="checkbox"/>	mint-setup-XPS8300....	7 KB	SH File	2/22/2026 3:40 PM

Recover to [Text Box] [Browse...]

Recover to original location

Replace existing files

Cancel | Proceed

New Sync New Backup

Browse to Recover Tools

Disk 0_20260309_Full_v1
Recovery completed

Disk 0
Next Backup
No Schedule

Disk 0_20260309_Full_v1

- Recovery completed
- Total used time: 00:00:04

[Details](#)

My Disk

P:\z_images\EaseUS\Disk 0

Finish

D:\bats

File Home Share View

Clipboard: Pin to Quick access, Copy, Paste, Cut, Copy path, Paste shortcut

Organize: Move to, Copy to, Delete, Rename

New: New folder

Open: Properties, Open, Edit, History

Select: Select all, Select none, Invert selection

This PC > DataDisk (D:) > bats

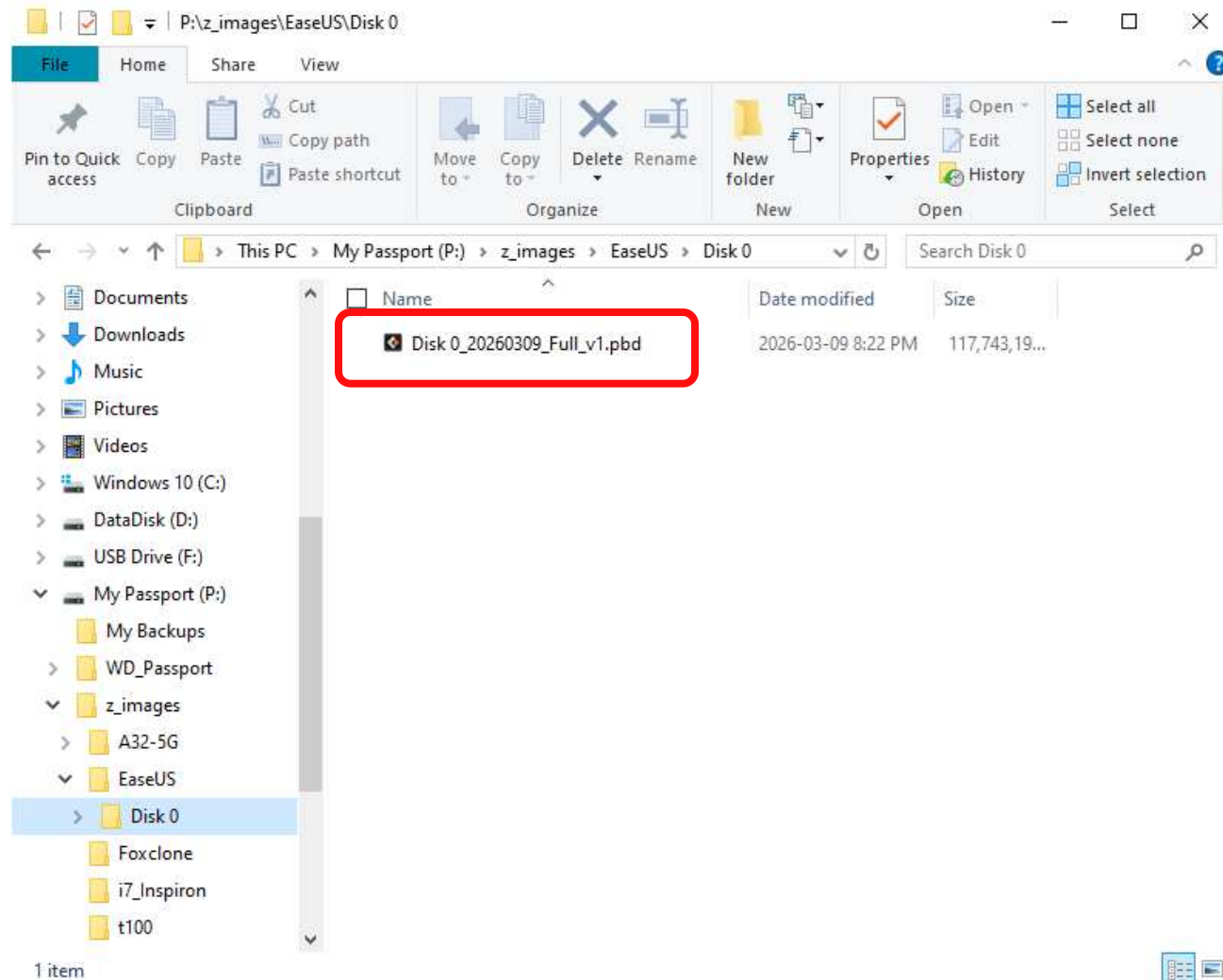
Search bats

Name	Date modified	Size
0_README.txt	2026-02-22 3:48 PM	1 KB
agl_i7_inspiron.bat	2019-07-31 5:40 PM	1 KB
agl_i7_inspiron.sh	2025-12-08 5:50 PM	1 KB
agl_xps8300.sh	2014-05-03 5:26 PM	1 KB
dir_list.bat	2025-12-30 4:51 PM	3 KB
EjectUSB.sh	2018-01-24 8:04 PM	1 KB
findfile.sh	2012-08-20 3:34 PM	1 KB
help_clipper.txt	2021-03-28 11:22 ...	3 KB
help_dbase.txt	2022-09-14 6:02 PM	1 KB
mint-setup_original.odt	2026-01-16 4:59 PM	32 KB
mint-setup-i7Inspiron.sh	2026-03-07 10:26 ...	8 KB
mint-setup-log.txt	2026-02-22 11:30 ...	1 KB
mint-setup-old.sh	2026-02-01 3:22 PM	9 KB
mint-setup-XPS8300.sh	2026-02-22 2:40 PM	8 KB
mint-test.sh	2026-01-19 2:51 PM	3 KB
okular.sh	2026-01-16 11:07 ...	1 KB

23 items

There's another easier(?) way

EaseUS Todo Backup files (.pbd) can be opened directly in File Explorer



P:\z_images\EaseUS\Disk 0\Disk_0_20260309_Full_v1.pbd



Navigation icons: back, forward, up, down, search, refresh

Search Disk 0_20260309_Full_v...

Organize ▾



- ▼ This PC
 - > 3D Objects
 - > Desktop
 - > Documents
 - > Downloads
 - > Music
 - > Pictures
 - > Videos
 - > Windows 10 (C:)
 - > DataDisk (D:)
 - > USB Drive (F:)
 - ▼ My Passport (P:)
 - My Backups
 - > WD_Passport
 - ▼ z_images
 - > A32-5G
 - ▼ EaseUS
 - ▼ Disk 0
 - > Disk_0_20260309_Fu
 - Foxclone
 - i7_Inspiron
 - ...

- C:
- D:
- DIAGS
- ESP
- No drive letter 00
- No drive letter 01
- No drive letter 02
- No drive letter 03
- No drive letter 04

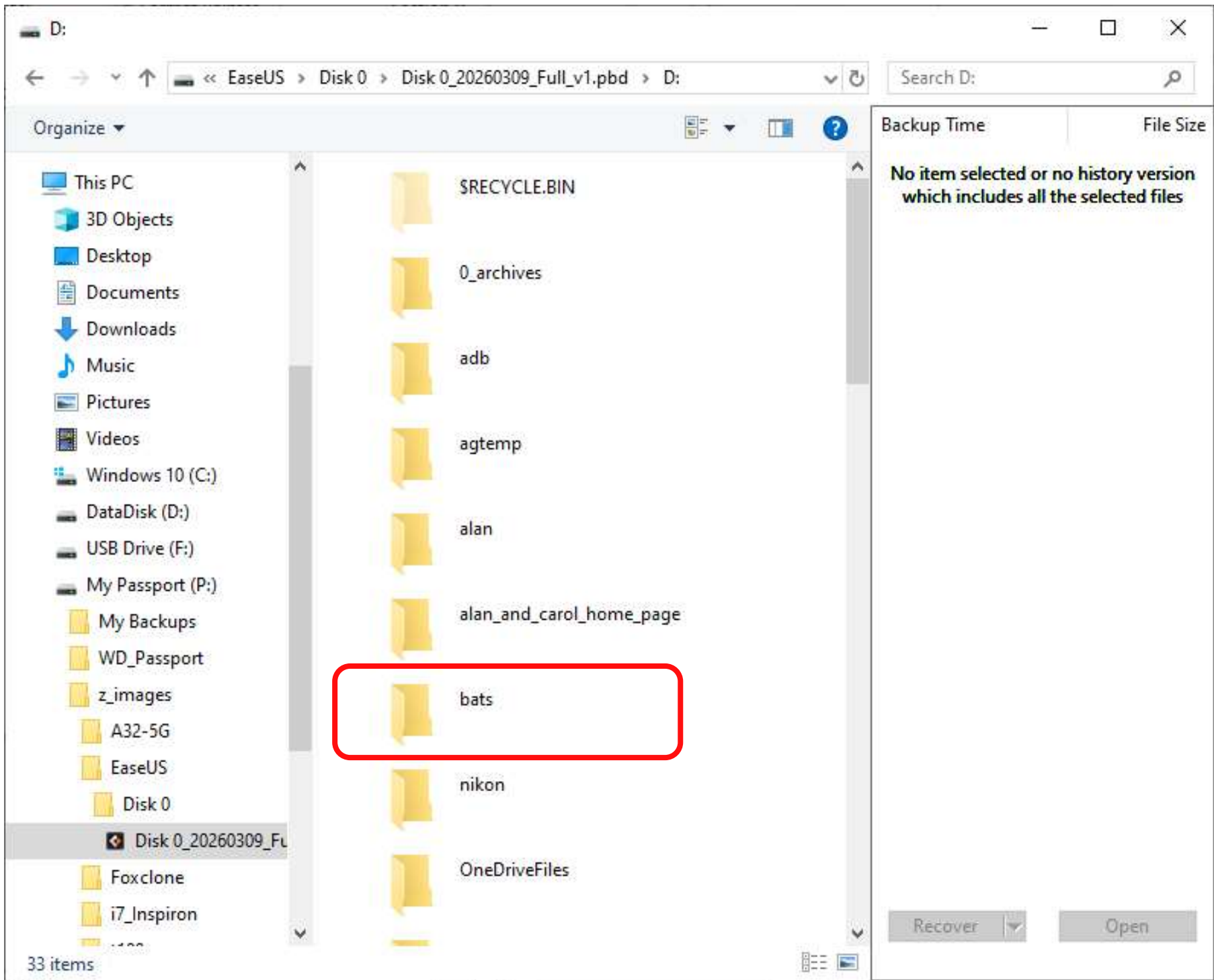
Backup Time | File Size

No item selected or no history version which includes all the selected files

Recover ▾ | Open

9 items



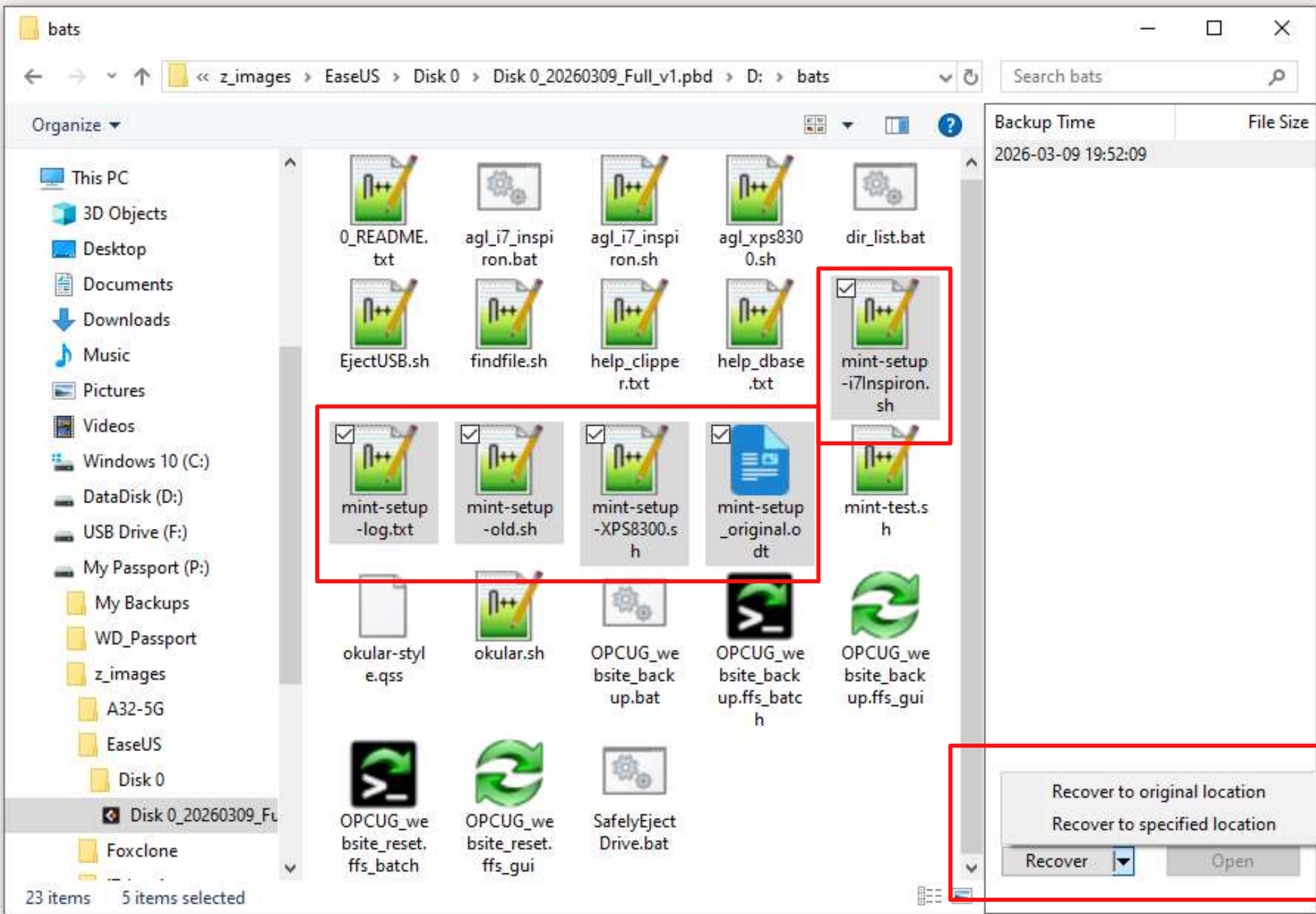


File Explorer window showing the contents of the 'bats' folder. The address bar indicates the path: z_images > EaseUS > Disk 0 > Disk_0_20260309_Full_v1.pbd > D: > bats. The search bar contains 'Search bats'.

The left sidebar shows the navigation pane with 'This PC' selected. The main area displays 23 items, with 5 items selected. A red box highlights a group of files: 'mint-setup-log.txt', 'mint-setup-old.sh', 'mint-setup-XPS8300.sh', and 'mint-setup-original.cdt'. Another red box highlights 'mint-setup-i7Inspiron.sh'.

File Name	Backup Time	File Size
0_README.txt	2026-03-09 19:52:09	
agl_i7_inspiron.bat		
agl_i7_inspiron.sh		
agl_xps8300.sh		
dir_list.bat		
EjectUSB.sh		
findfile.sh		
help_clipper.txt		
help_dbase.txt		
mint-setup-i7Inspiron.sh		
mint-setup-log.txt		
mint-setup-old.sh		
mint-setup-XPS8300.sh		
mint-setup-original.cdt		
mint-test.sh		
okular-style.qss		
okular.sh		
OPCUG_website_backup.bat		
OPCUG_website_backup.ffs_batch		
OPCUG_website_backup.ffs_gui		
OPCUG_website_reset.ffs_batch		
OPCUG_website_reset.ffs_gui		
SafelyEjectDrive.bat		

Buttons at the bottom right: Recover, Open.





**Any other:
Questions
Comments
Shares?**



OPCUG PRESENTATIONS AT THE OTTAWA PUBLIC LIBRARY

Windows 10 Reaches End of Life - Again!

Alan German

Online (Zoom), Thursday, April 23, 2026 at 2:00pm

The Ins and Outs of Electronic Mail

Chris Taylor

Centennial, Monday Apr 27, 2026 at 2:00pm

Organizing and showcasing your photos

Lynda Buske

Rosemount, Thursday Apr 30, 2026 at 6:00pm

<https://booking.biblioottawalibrary.ca/en/program?text=ottawa+pc>

What are the safest long-term options for my Dell Inspiron 7547?

Here's the clearest, most grounded answer I can give you, Alan — tailored to the **actual hardware realities** of the Dell Inspiron 7547 and your long-term safety needs.

Your Inspiron 7547 is built around:

- **Intel Core i7-4510U (4th-gen Haswell)**
- **Intel HD 4400 iGPU**
- **AMD Radeon R7 M270 dGPU (switchable graphics)**
- **Legacy BIOS-era firmware with UEFI support**
- **SATA SSD upgrade potential**

This combination is *fully functional today*, but it's also firmly in the "legacy hardware" category by 2026 standards. So the safest long-term OS options are the ones that will continue supporting Haswell-era CPUs, older AMD GPUs, and hybrid graphics without depending on OEM drivers.

Below is a clean, structured breakdown of what is genuinely safe for the long haul.

Safest Long-Term Options for Your Dell Inspiron 7547

★ 1. Linux as the Primary OS (Best Long-Term Safety + Stability)

This is the **single safest** long-term path for your hardware.

Why Linux is ideal for your Inspiron 7547

- **Haswell CPUs are supported indefinitely** in Linux kernels
- **Intel HD 4400** has excellent open-source driver support
- **AMD R7 M270** is supported by the open-source `amdgpu` / `radeon` stack
- No OEM driver blocks
- No forced obsolescence
- Security updates continue for **years beyond 2030**
- Perfect for your forensic, scripting, and automation style

☆ 2. Windows 10 (Offline or Limited Use After ESU Ends in 2026)

If you need Windows for specific apps, this is still viable **as long as you treat it like a legacy OS.**

Safe usage pattern after October 13, 2026

- Keep Windows 10 **offline**
- Or firewall it heavily
- Use it only for:
 - Legacy software
 - Local tools
 - Media playback
- Pair it with Linux in a **dual-boot** or **VM**

This gives you the best of both worlds:

Linux for safety, Windows for compatibility.

★ 3. Windows 11 (Not Supported — Not Safe Long-Term)

Your CPU (i7-4510U) is **not supported** by Windows 11.

Even with bypass hacks:

- You lose security guarantees
- You may lose updates
- You risk instability
- Hybrid GPU support becomes unpredictable

This is not a safe long-term option.



**Britannia Park
Trolley/Picnic Station**

June 10, 2026



**Register by E-mail to: pizzaparty2026@opcug.ca
Details: <https://opcug.ca/events/annual-pizza-night/>**

May Meeting



Ask The Geeks

Multiple Geeks
OPCUG

May 13, 2026
7:30 pm



Wanted - Your Questions!



- The geeks are ready to (try to) answer your questions!
- **What is your question?**
- Send your question ahead of the meeting to:

alan.german@opcug.ca

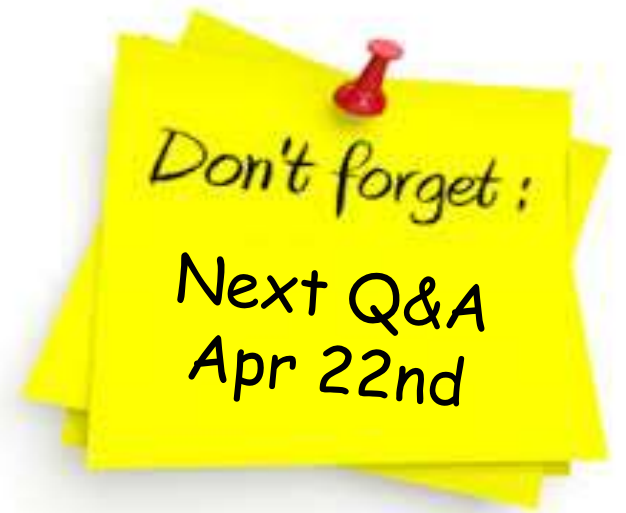
** Alan promises not to look up the answer or share the question with the other geeks!*

Two-By-Two

- Do you have an application (or two) that you would like to share?
- Do you have a category of software that you would like to see featured?
- Let us know!



SuggestionBox@opcug.ca



**Send your questions,
answers, and topics
you wish to share to:**

SuggestionBox@opcug.ca