

Who's spying on YOU?

All about counterspy
O&O Shutup10
fixing Microsoft
settings





Everyday, in every way, MS is spying on you

- Required diagnostic data
– can't turn off
- Optional diagnostic data
- Activity history
- Browsing and search history
- Advertising ID to identify you,
for, guess what...

Required Diagnostic Data

Device identity: hardware model, CPU, RAM, storage, device identifiers.

OS details: edition, build, update level, language/region, driver versions.

Update and reliability status: whether updates succeeded/failed, crash and hang signals, system health.

App compatibility and Microsoft Store info: what apps are installed, basic compatibility status, store update behavior.



Optional Diagnostic Data

- App activity and feature usage
- Browsing history
- Crash memory dumps
- Device health signals, performance, battery impact of apps.





Activity history

- Apps used
- Files opened,
- Websites browsed

Advertising ID

“Windows generates a unique advertising ID for each user on a device, which app developers and advertising networks can then use for their own purposes, including providing more relevant advertising in apps.”



Stated Microsoft data usage

Security and reliability

“to keep our products up to date, secure, and working as expected”

Cross-device sync and cloud features

- Synced Windows preferences (theme, passwords, other settings) when you enable “Remember my preferences” under Settings → Accounts → Windows Backup.
- Edge profile data (favorites, history, open tabs, passwords, payments, etc.) when Edge sync is enabled.

Feature and performance improvement

- prioritize bug fixes and improvements based on configurations where crashes are more frequent
- see how app activity and device characteristics affect health and battery
- make feature improvements to apps and features that are used the most

Personalization, recommendations, and ads

“Tailored experiences”



O&O ShutUp10++

“With O&O ShutUp10++, you decide for yourself which Windows 10 and Windows 11 functions should be active – and which data Windows is allowed to transfer. All important data protection and security options are clearly bundled in one place and can be adjusted with just a few clicks.”

<https://www.oo-software.com/en/shutup10>



Controls: how it works

Registry keys

App controls

Group Policy

AI, Recall, Copilot settings

Services

Scheduled tasks





Precautions

- Shutup allows you to create a Restore Point before any changes. It's in the Action Menu. **Do it.**
- Green switches are very safe and don't much affect how Windows works
- CAUTION: Yellow and Red switches affect how Windows works, e.g. AI. You decide what controls you want.
- Windows Update may reset some switches. Rerun each month after the update.

How.1

Download from

<https://www.oo-software.com/en/download/current/ooshutup10>

Run. It does not need installing.

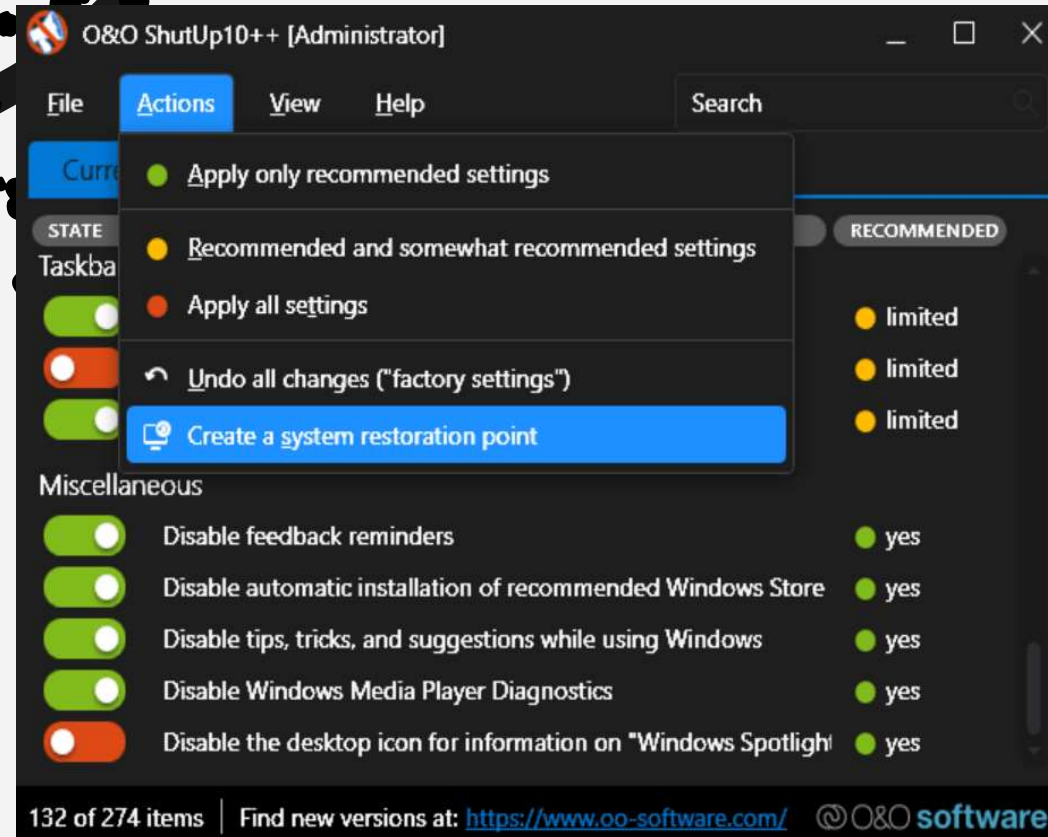
You can put it on a USB key
to run on multiple computers.

All the settings are stored
inside of Windows



How.2

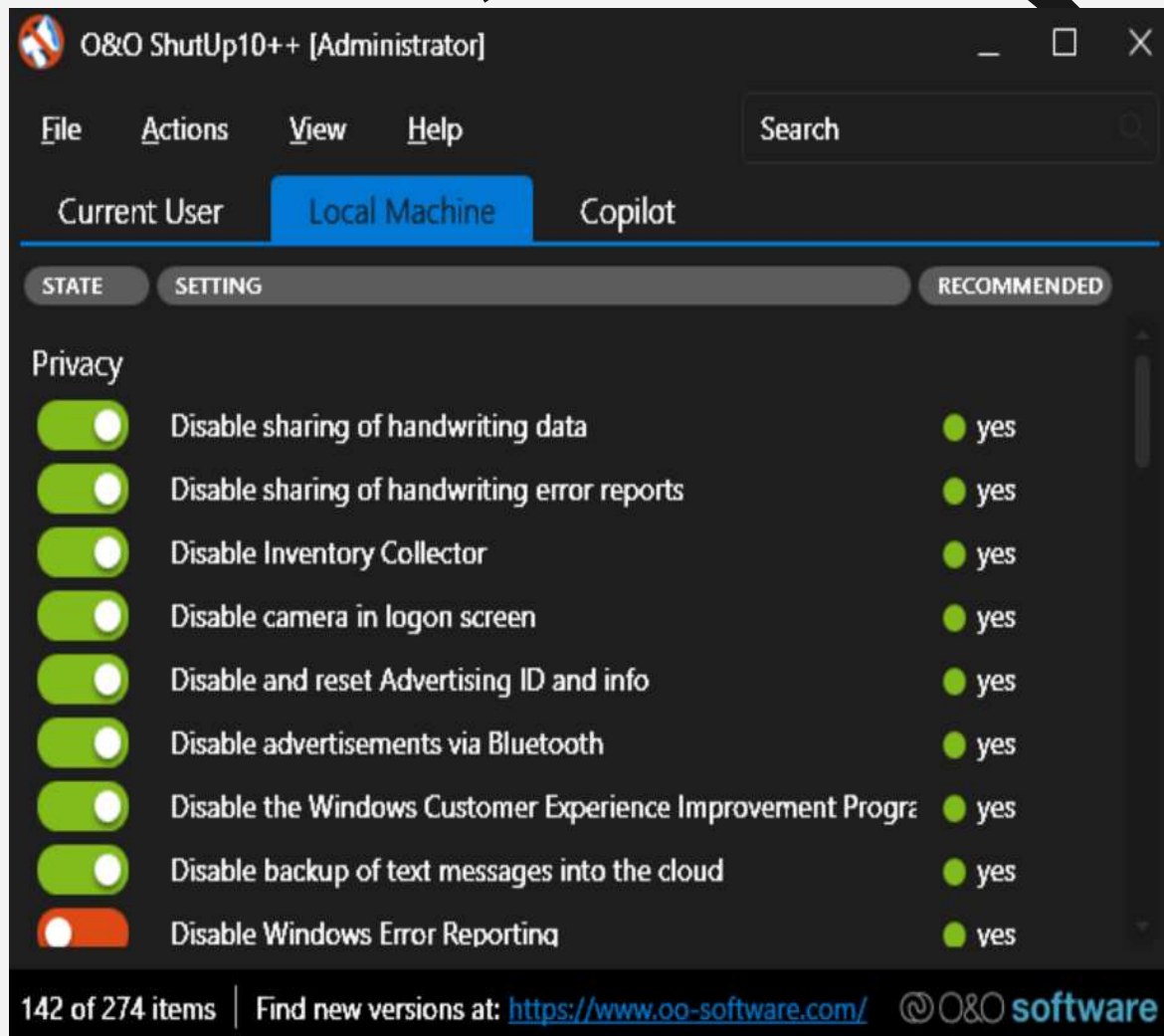
1. Create a System Restore point
2. Apply only recommended settings (green)
3. Look thru red switches where the recommendation is “Yes” and consider turning them on
4. Look through yellow “limited recommendation” switches and turn off items you want and turn on those you do use, e.g. Notifications on lock screen

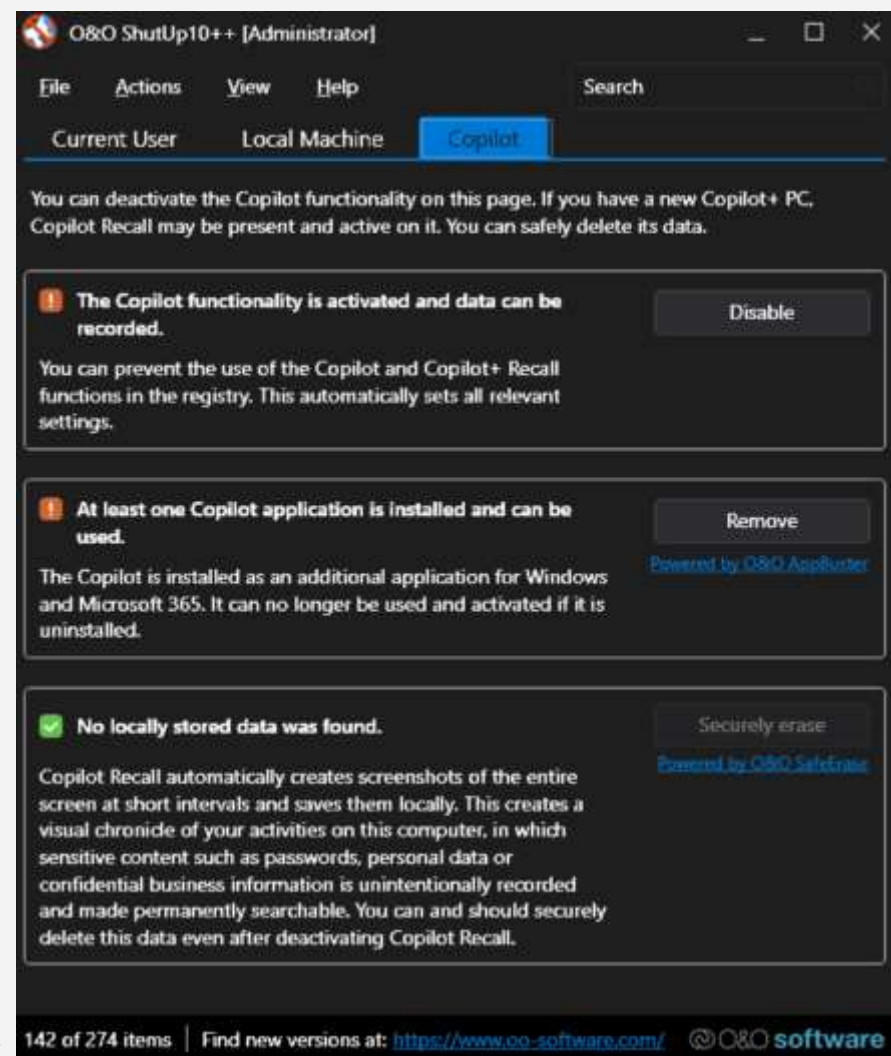


How.3

Note that you can change the settings for both the current user and the local machine.

Go thru both sets of settings in the same way.





How.4

Copilot/Recall get their own tab.

You can disable or remove it.

Had Recall? You can delete what it stored.

In the File menu, save all your settings to a config file.

You can load this after each Windows Update.

Alternatives

Ashampoo AntiSpy for Windows 10
Windows Privacy Tweaker
Destroy Windows Spying
Win10 Spy Disabler
Spybot Anti-Beacon
DisableWinTracking
WindowsSpyBlocker
Avira Privacy Pal, SophiApp
Privacy Repairer, WinPurify
Private WinTen, Privatezilla
privacy.sexy, W10privacy





Template Credit:
SlidesGo.com