



Alan German & Chris Taylor
Ottawa PC Users' Group

August 6, 2025

Share

Perplexity gets it right!

- Not all chatbots hallucinate all the time
- Occasionally they can report something quite sensible
- For example, suppose you were to ask Perplexity AI:
Why do I need to reconfigure File History after moving drives between computers?
- Perplexity would likely reply quite rationally: *You need to reconfigure File History... because...*



Why do I need to reconfigure File History after moving drives between computers

Answer Sources 18 Steps

askwoody.com

Moving file history setup to new computer

support.microsoft.com

Backup and restore with File History - Microsoft Support

super user

How do you restore from a File History backup to a ne...

tenforums

Moving File History Folder - Windows 10 Help Forums

You need to reconfigure File History after moving drives between computers because File History associates backups with the specific computer and its drive configuration, including the PC name and folder locations. When you move a drive with File History backups to a new computer, the new system has a different identity (e.g., computer name, drive letters, and folder structures), so File History does not automatically recognize the old backups. You must tell File History on the new computer to use the old backup drive and select the existing backups to continue using them. Also, the folders you want to back up may need to be reselected because the new computer likely has different user folder paths or folder structures.

In more detail:

- File History stores backups and changes that naming convention explicitly, which requires re...
- When you set up File History on...

glasswire blog

Moving your File History to a new computer by Chris Taylor

About Chris Taylor: Chris is on the Community Review Board for SANS's OUCH! (the security awareness newsletter designed for everyone), [...]

...ng to a new computer
...ht existing folder

...he old external drive as

Ask a follow-up...



Follow Up Which questions about Windows interest you?



Share

Troubleshooting Apps

Essentially, Perplexity AI says:

- Reboot
- Re-install the app
- Contact the app's developer

<https://www.perplexity.ai/search/how-would-i-troubleshoot-an-ap-fZHilryHRbCdpix.F66PvQ>

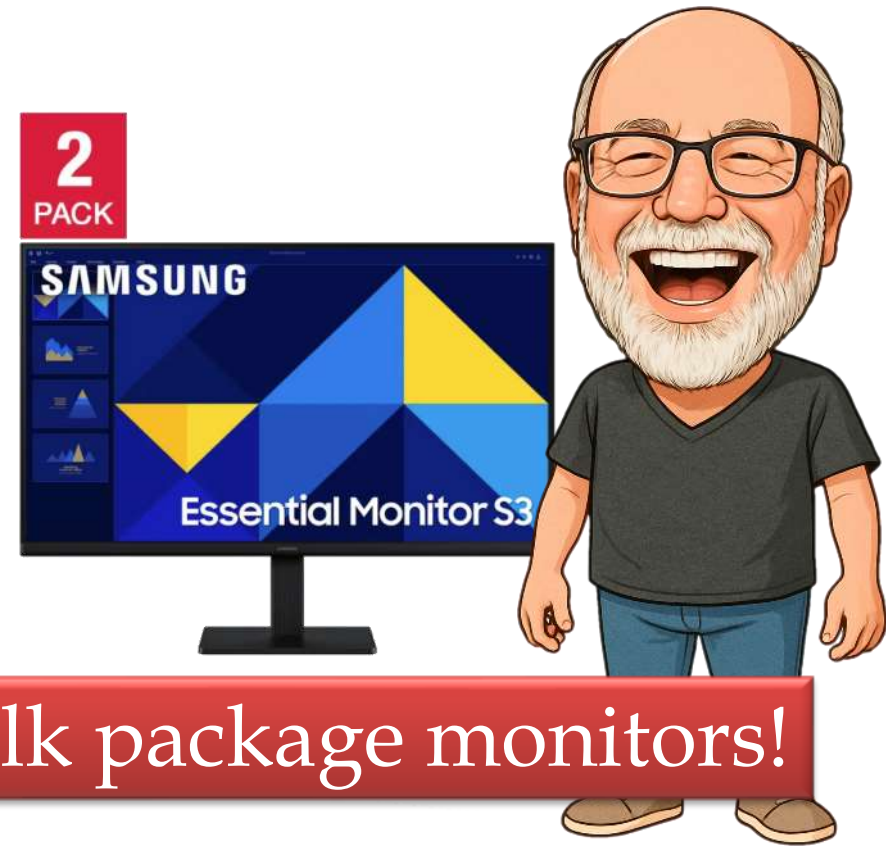


Share

Costco extremes

- Wandering through Costco
- Stopped at the computer department
 - prices are generally not something to write home about
 - but they do give an extra year on warranty and *concierge service* for those who need that
- Samsung 27" monitor
 - pretty basically specced
 - thought the price was high
- Then I noticed...

...it was a *2-pack*



Only Costco would bulk package monitors!



Membership Renewal

- Are membership dues back in place?
- Does the membership expiration date remain the same so that renewal occurs at the same time each year?

OPCUG



Users helping users
for over 40 years



No renewal payment required

- The club's Board of Directors have waived membership renewal fees for 2025
- As of April 1, 2025, all OPCUG members in good standing had their membership expiry date automatically extended by one year
- Details were provided in several issues of the newsletter, and announced at a number of Q&A sessions, in association with our *"Buy One Get One Free"* membership offer in early 2025



Do not renew your membership !

Your membership expiry date will be extended by another year at no cost



Rolling-year Memberships

- Club membership (just \$20.00 *) is for a period of one year commencing on payment of dues
- Membership renewal is for a further one-year period as of the expiry date **
- The Membership Secretary will send a renewal notice to a member's E-mail address of record

* *The membership fee was reduced from \$25.00 to \$20.00 in 2019*

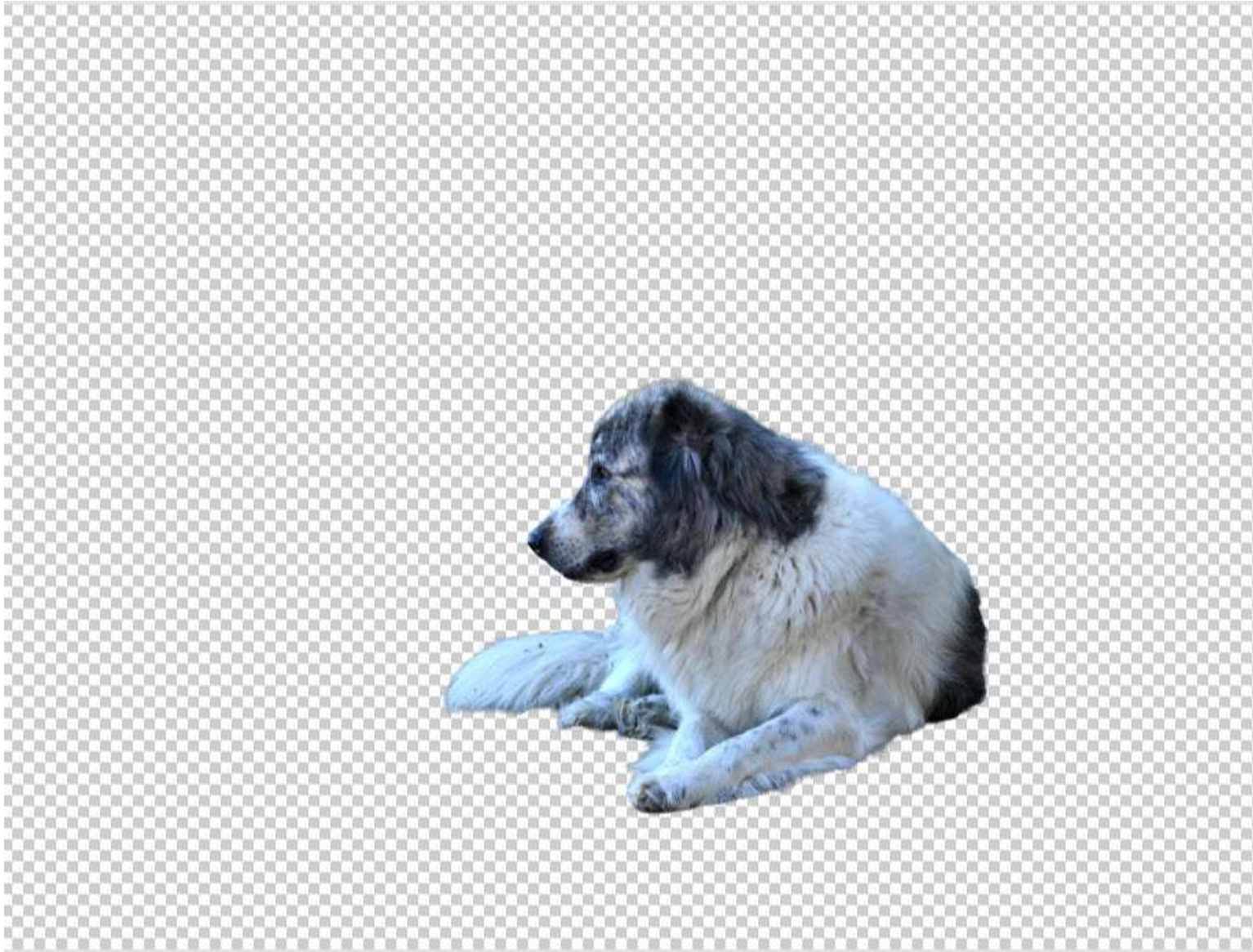
** *The BOD waived renewal fees for current members in 2022 and subsequently through 2025*

Follow-up

Using a png file from Adobe Express



Background removed at Adobe Express
Png file (transparent background) created



Downloaded png file
Did a good job on the fur

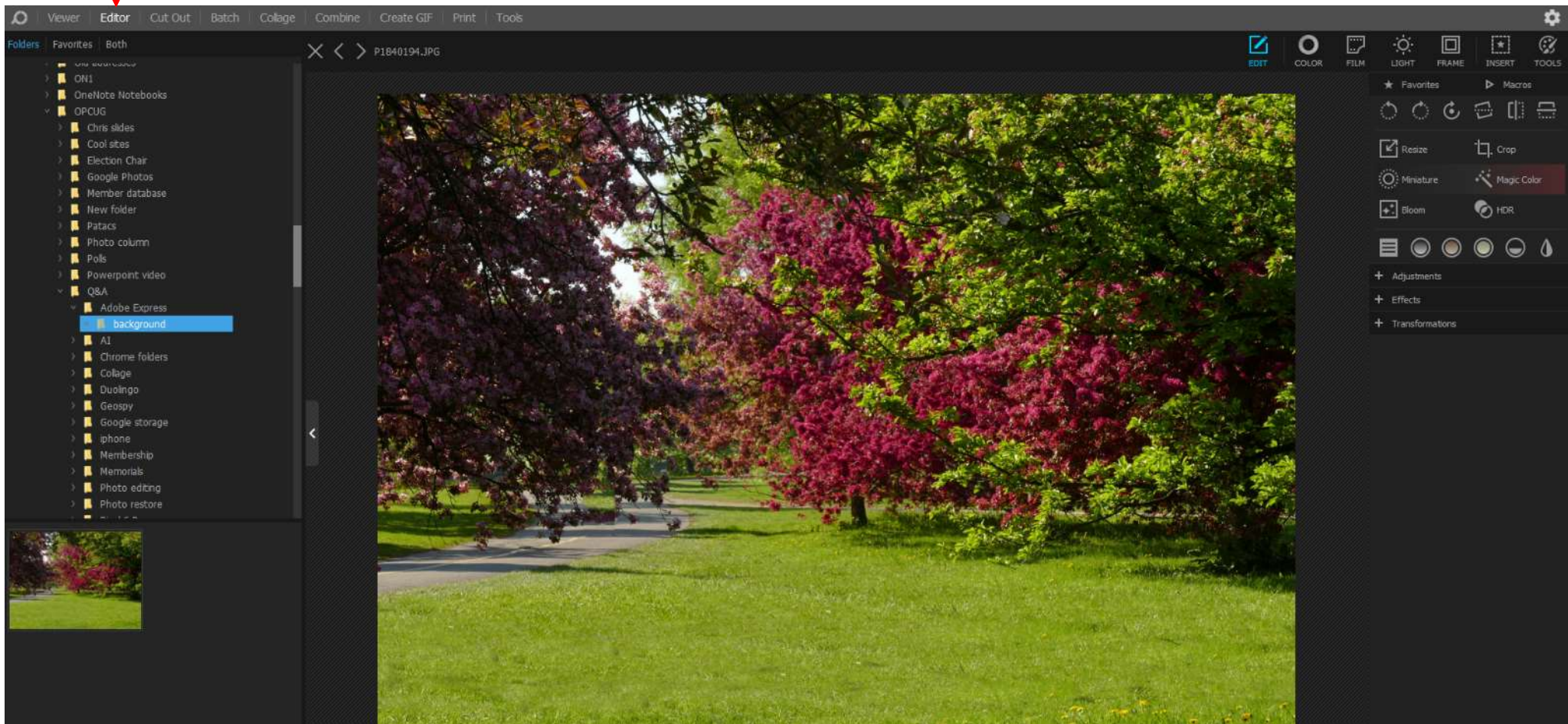


Using free **Photoscape X** to layer photo onto a new background

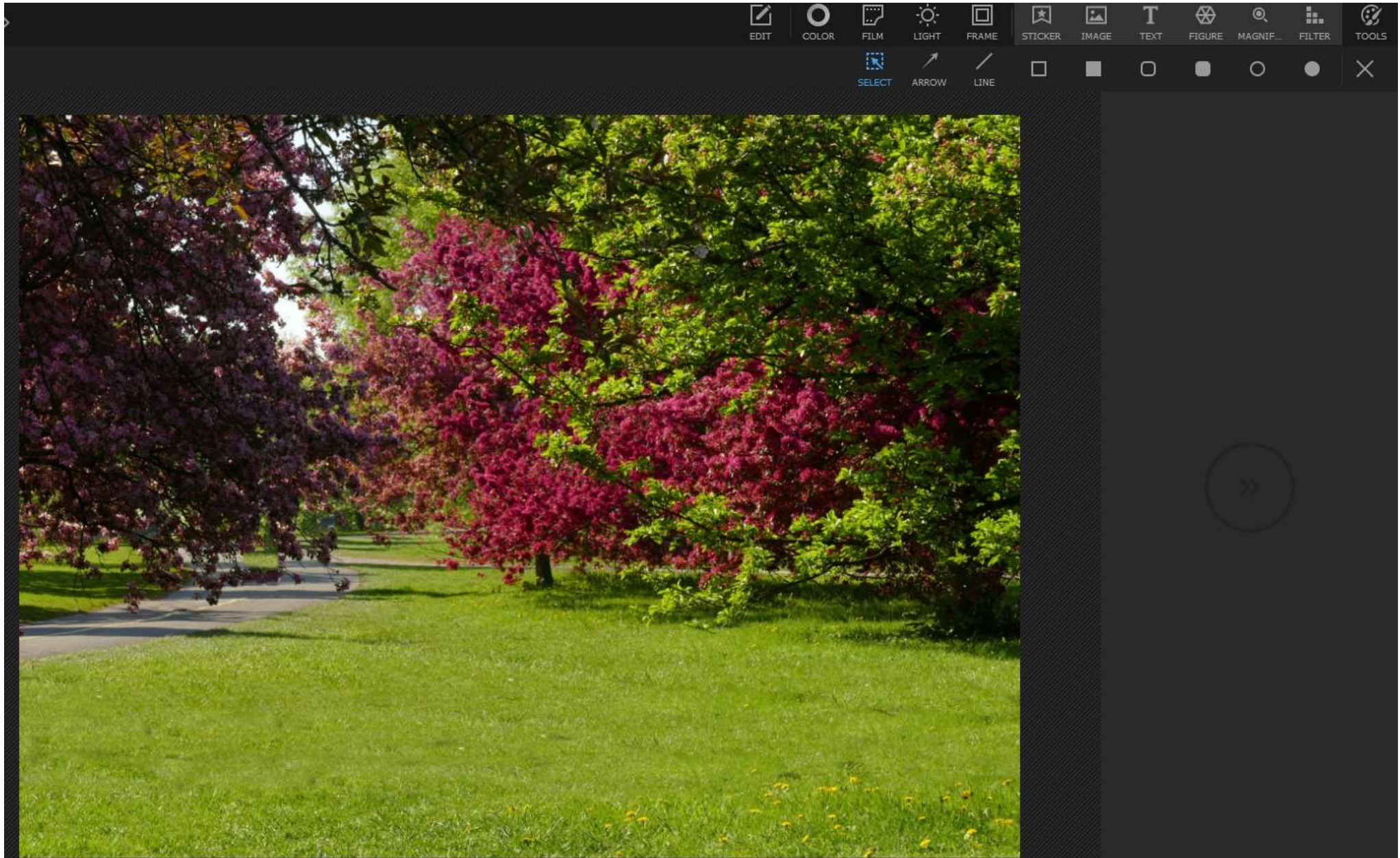
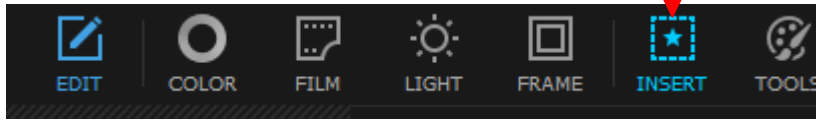
- Click on Editor tab
- Click on Edit tab
- Drag photo into work area

Editor
tab ↓

Edit
tab ↓



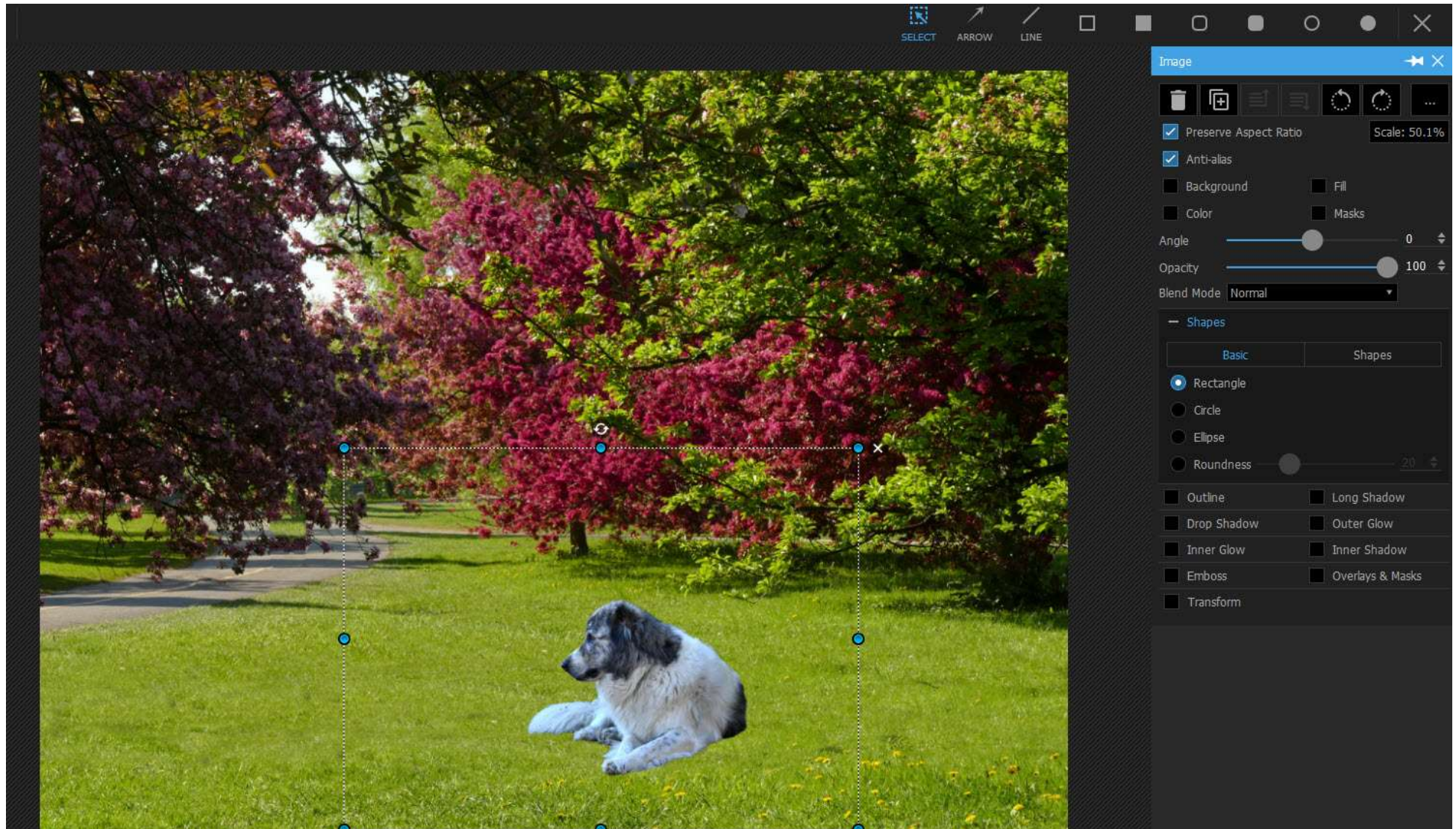
Click on Insert tab



Find the Adobe Express png image in your folder




Drag png file into the work area on top of your background image.
Note: If you are NOT in insert mode, it will replace the image in the work area.



Size and crop both
the png and
combined image to
what you desire.

Save under a new
name.



Follow Up



Favourite Utility Program

**Asked Q&A participants
for the name of the
utility program that they
use most often**



A clear winner...

CCleaner



<https://www.ccleaner.com>

Other favourites... *

Total Commander

Microsoft PowerToys

Snagit

UniGetUI

Patch My PC

Notepad

FreeFileSync

Glasswire

Send Anywhere

Everything

Greenshot

Disk Clean-up

Wireless Network Watcher

Keepass

Glary Utilities

Wordpad

Camo Studio

draw.io

LibreOffice

Brave

** As received*

Can you provide a *Share* on one of these utility programs?

Total Commander

Snagit

Notepad

Glasswire

Send Anywhere

Everything

Wireless Network Watcher

Glary Utilities

Wordpad

Camo Studio

draw.io

Brave

*Send a message to
SuggestionBox@opcug.ca*



Share

Free security webinars



NATIONAL
CYBERSECURITY
ALLIANCE

- From the **National Cybersecurity Alliance**
- The Core 4: 30-minute webinars to Stay Safe Online!
 - August 12 2:00pm : **Create Strong Passwords (& remember them)**
 - weak passwords: easiest way for hackers to get into your accounts
 - create strong passwords & manage them with tools that make life easier
 - August 20 1:00pm: **Enable MFA: Your online security seatbelt**
 - multi-factor authentication (MFA) adds layer of protection to accounts
 - what MFA is, why it works, & how to enable it: it's easier than you think
 - September 4 1:00pm: **Don't take the bait! Spot phishing before it hooks you**
 - phishing emails are getting sneakier, but you can outsmart them
 - learn common signs of phishing attempts & what to do when spotted
 - September 9 1:00pm: **Keeping it current: why software updates matter**
 - update notifications: more important than you think
 - keeping software up to date: powerful way to defend against online threats

<https://www.staysafeonline.org/events/core-4-webinars>

Share

Setting up a new computer

Note: Verify that the size of drive in the **old** computer is equal to or smaller than the drive in the **new** computer.
You cannot clone a larger drive to the **new** computer.

On the **old** computer, install **EaseUS Todo Backup** to create a disk image on an external drive.

<https://www.easeus.com/backup-software/tb-free.html>

Create the USB "Emergency Disk" for later use.



Old Dell Desktop



** Disk image

**** Retain the original disk image as a backup should any problems occur!**

Use Windows **Disk Management** as shown on Slide #2 to determine the drive partition style:

- Master Boot Record (MBR)
- GUID Partition Table (GPT)

Partition style is the format used to describe how information is laid out on a disk and how the system interacts with that disk's partitions.

Slide #1

Harvey Hope

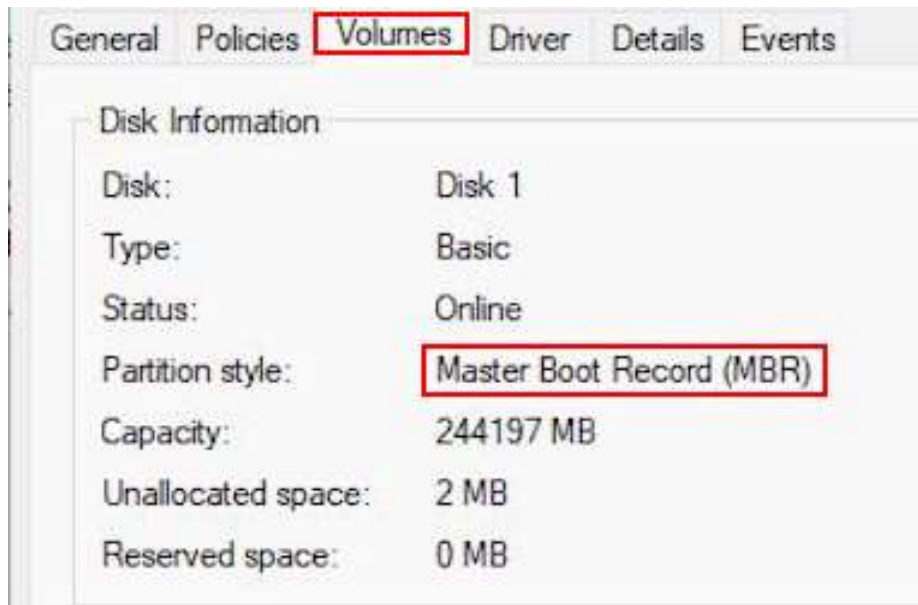
Share

Disk Management

Disk Management: Right-click on the Disk, then click on Properties.

Disk 1 Basic 238,47 GB Online	System (D:) 350 MB NTFS Healthy (Active, Primary Partition)	Windows (E:) 237.51 GB NTFS Healthy (Primary Partition)	631 MB Healthy (Recovery Partition)
---	--	--	--

The Volumes tab identifies the partition style.



** If the Partition style is GPT, then proceed to Slide #4.

Otherwise proceed to Slide #3 to convert the drive from MBR to GPT.

Slide #2

Share

Convert drive to GPT

Use **EaseUS Partition Master** to convert the drive from MBR to GPT.

<https://www.easeus.com/partition-manager/epm-free.html>

Choose the disk to be converted.

Click on Disk Converter, then choose MBR => GPT.



**** Once complete, return to Slide #1 and recreate the disk image.**

Slide #3

Share

Windows setup



New Lenovo Desktop

On the **new** computer, perform the initial Windows setup to create a user account.

Then install **EaseUS Todo Backup**.

<https://www.easeus.com/backup-software/tb-free.html>

Share

Clone image to new computer

Boot the **new** computer using the EaseUS Todo Backup "recovery" USB drive.
(WinPE = Windows Preinstallation Environment)



** Disk image from **old** computer

Clone (restore) the **old** computer disk image on the external drive to the **new** computer's SSD.
*(This allows you to transfer all your data, including the operating system, to the **new** computer's SSD.)*

Once complete, boot the **new** computer normally and validate the Windows operation, examine/modify settings, computer name, etc.

If **old** computer is Windows 10, you now run the Windows 11 Installation Assistant.
Download: <https://www.microsoft.com/en-us/software-download/windows11>

Share

Some final steps

On your **new** computer:

1. Ensure Windows is properly activated.
Navigate to **Settings > System > Activation**.
The activation status will be displayed next to "Activation status."
If Windows is activated, it will say "Activated".
If not activated, it will show the activation status, and you can follow the instructions to activate.
2. Examine and modify the **OEMInformation** registry setting for Manufacturer, Model.
(Computer\HKEY_LOCAL_MACHINE\SOFTWARE\Microsoft\Windows\CurrentVersion\OEMInformation)
3. Ensure Windows **System Restore** is active.
Right-click on "This PC", select "Properties", then click on "System protection".
If "On" is displayed next to your primary drive, System Restore is enabled.
If it says "Off", you'll need to enable it by selecting the drive and clicking "Configure".



Driver Updates?

- I use the Windows AVG suite for Internet Security and VPN.
- I'm trialing the AVG Driver Updater
- I was wondering whether there are any free options that are safe, comprehensive and reliable?





Necessity to update drivers

When is it necessary to update drivers in Windows?

- It is necessary to update drivers in Windows under specific circumstances, rather than as a frequent, routine task
- Here are the main situations when updating drivers is warranted:
 - Hardware malfunctions or poor performance
 - After installing new hardware or peripherals
 - To address security vulnerabilities
 - For performance improvements or new features
 - When recommended by Windows Update or the device manufacturer

You do NOT need to update drivers if:

- Your hardware is functioning as expected with no issues.
- There are no security advisories regarding your current driver version.
- There are no new features or performance gains relevant to your use case.
- Unnecessary driver updates can sometimes cause new problems - the “if it ain’t broke, don’t fix it” principle often applies
- Exceptions are for graphics drivers and known security/history

Share

Age verification on the Internet

- In the United Kingdom
 - *As of 25 July 2025, all sites and apps that allow pornography will need to have strong age checks in place, to make sure children can't access that or other harmful content*
- I wondered how *strong age checks* could be done

<https://www.ofcom.org.uk/online-safety/protecting-children/age-checks-for-online-safety--what-you-need-to-know-as-a-user>

Share

Ofcom



- UK independent regulator for communications services
 - broadband Internet
 - home phone and mobile services, cordless phones, walkie talkies, car keys, doorbells
 - **make online services safer for the people who use them**
 - help make sure people don't get scammed
 - promoting competition among regulated companies
 - help make sure people across the UK are satisfied with what they see and hear on TV and radio, and that programmes reflect the audiences they serve
- Duties come from Parliament
- Funded by fees paid by regulated companies

<https://www.ofcom.org.uk/>

Share

make online services safer for the people who use them

- *... all sites and apps that allow pornography will need to have strong age checks in place, to make sure children can't access that or other harmful content*
- **The goals**
 - *Tech firms must introduce age checks to prevent children from accessing porn, self-harm, suicide and eating disorder content*
 - *Bluesky, Discord, Grindr, Reddit and X among latest firms to commit to age-gating, while Ofcom lines up targets for enforcement*
 - *Sites and apps where children spend most time must make their feeds safer*
 - *Sites and apps which allow harmful content must protect children from accessing it from the end of this week, Ofcom has warned, as the deadline approaches for tech firms to comply with new rules.*

<https://www.ofcom.org.uk/online-safety/protecting-children/online-age-checks-must-be-in-force-from-tomorrow>

Share

Methods of age verification

(page 1 of 2)

- *Facial age estimation*
 - *you show your face via photo or video, and technology analyses it to estimate your age*
- *Open banking*
 - *you give permission for the age-check service to securely access information from your bank about whether you are over 18. The age-check service then confirms this with the site or app.*
- *Digital identity services*
 - *these include digital identity wallets, which can securely store and share information which proves your age in a digital format*
- *Credit card age checks*
 - *you provide your credit card details and a payment processor checks if the card is valid. As you must be over 18 to obtain a credit card this shows you are over 18.*

<https://www.ofcom.org.uk/online-safety/protecting-children/age-checks-for-online-safety--what-you-need-to-know-as-a-user>

Share

Methods of age verification

(page 2 of 2)

- *Email-based age estimation*
 - *you provide your email address, and technology analyses other online services where it has been used – such as banking or utility providers - to estimate your age.*
- *Mobile network operator age checks*
 - *you give your permission for an age-check service to confirm whether or not your mobile phone number has age filters applied to it. If there are no restrictions, this confirms you are over 18.*
- *Photo-ID matching*
 - *this is similar to a check when you show a document. For example, you upload an image of a document that shows your face and age, and an image of yourself at the same time – these are compared to confirm if the document is yours.*

<https://www.ofcom.org.uk/online-safety/protecting-children/age-checks-for-online-safety--what-you-need-to-know-as-a-user>



Choosing Your First Linux Distro

YouTubeTech



Choosing Your First Linux Distro



ExplainingComputers ✓
1.12M subscribers

Subscribe

👍 3.5K



➦ Share

↓ Download

❤️ Thanks

🔖 Save




<https://www.youtube.com/watch?v=e2wB9r1SYrY>

Which Linux distro should you choose?

IF

- You have experience of Windows and are new to Linux.
- You want a desktop operating system that works straight out of the box.
- You are a general computer user, rather than a programmer or developer.



Linux Mint



Zorin OS



Ubuntu



Debian




MX Linux



Pop!_OS



13:07 / 19:26 • Look, Feel & Learning Curve >



Q&A RAW format images

- Lots of photos taken in RAW
 - stored on my very old Apple laptop (2009)
- Would Lightroom on my PC edit these photos?
- Have an old version of Photoshop on the Apple laptop
 - what do I with it?
- What free photo-editing programs can edit those RAW files?



What is a RAW file

- RAW files: digital data captured by the camera's sensor
- RAW files must be *interpreted* by photo editing software
 - demosaicing, colour correction, tonal curve, etc.in order to turn them into pictures
- Camera manufacturers each have their own unique RAW formats
 - most manufacturers have many RAW formats



Would Lightroom on my PC edit these photos?

- Probably
- Adobe is the class leader in photo editing software
- When manufacturers release new cameras, Adobe is quick to develop the filters to interpret the RAW data
- It may take weeks after the release of a new camera before Adobe (and other photo editing software) develop the ability to interpret the RAW files
- Most commercial software can handle RAW files
 - Luminar Neo, Affinity Photo, Corel PaintShop Pro, ...
- Some basic photo editors don't have RAW processors



What to do with old version of Photoshop on Apple laptop

- Use it?
- If it is an old enough version, it is probably not subscription-based
 - you should be free to use it forever
- Check your license agreement to see if you can transfer it to a different computer?



What free photo-editing programs can edit RAW files?

- Darktable (a *Lightroom* alternative...get it?)
 - <https://www.darktable.org/>
 - Windows, macOS, Linux
- RAWTherapee
 - <https://rawtherapee.com/>
 - Windows, macOS, Linux
- PhotoScape X
 - <http://x.photoscape.org/>
 - Windows, macOS
- Try them to see if they can handle *your* RAW files
- Anyone know of others?




Buying a new computer coming next week...

- These questions deserve
 - some pondering
 - more fulsome responses than we can cover tonight
- Looking for a new computer
 - what's the difference between a series 7 and 5 CPU (Intel & AMD)
 - will processing speed significantly impact programming or data processing?
 - when in doubt would it be better to stick with a 7 series?
 - extended warranties cost up to $\frac{1}{3}$ or $\frac{1}{2}$ the price of a new computer
 - is there value in buying the extended warranty?
 - is it better to go a place that can fix computers should it be required?
 - price of refurbished computer can be $\frac{1}{2}$ that of new computer
 - what considerations when purchasing a used computer?
 - are there any disadvantages?
 - any opinions on **PC Room** vs **Trailing Edge**?

Do you have some opinions?

- let us know now or at SuggestionBox@opcug.ca



**Any other:
Questions
Comments
Shares?**



WINDOWS 10 EOL – WHAT NEXT?

Windows 10 will reach End-of-Life on October 14, 2025. **Alan German (OPCUG)** will discuss various options including carrying on using Windows 10, upgrading to Windows 11, buying a new computer, and his favourite: moving up to Linux.

WEDNESDAY SEP 10
 7:30 PM - 9:00 PM
 Video conference
 Regular Monthly Meetings
 Alan German

[VIEW DETAIL](#)



WI-FI EXTENDERS, WI-FI ROUTERS AND WI-FI MESH

Speaker: **Francis Chao, Tucson Computer Society** (details to follow)

WEDNESDAY OCT 08
 7:30 PM - 9:00 PM
 Video conference
 Regular Monthly Meetings
 Guest Speaker

[VIEW DETAIL](#)



HOME AUTOMATION – AN INTRODUCTION

Speaker: **Bill James, Computer Club of Oklahoma City** (details to follow)

WEDNESDAY NOV 12
 7:30 PM - 9:00 PM
 Video conference
 Regular Monthly Meetings
 Guest Speaker

[VIEW DETAIL](#)



VOIP (VOICE OVER INTERNET PROTOCOL)

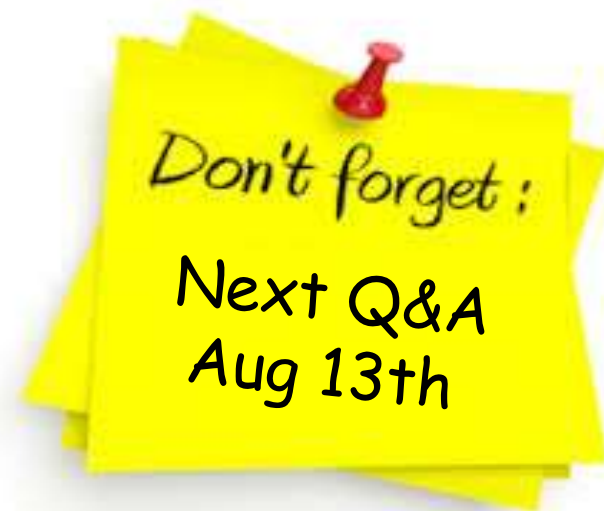
Speaker: **Jeff Dubois, OPCUG** (details to follow)

WEDNESDAY DEC 10
 7:30 PM - 9:00 PM
 Video conference
 Regular Monthly Meetings
 OPCUG Speaker(s)

Do you have a presentation that you would like to give to the group in 2026?



Contact:
alan.german@opcug.ca



**Send your questions,
answers, and topics
you wish to share to:**

SuggestionBox@opcug.ca