



# **Alan German & Chris Taylor**

## **Ottawa PC Users' Group**

*March 27, 2024*



YouTubeTech

# The Unix Operating System



## AT&T Archives: The UNIX Operating System



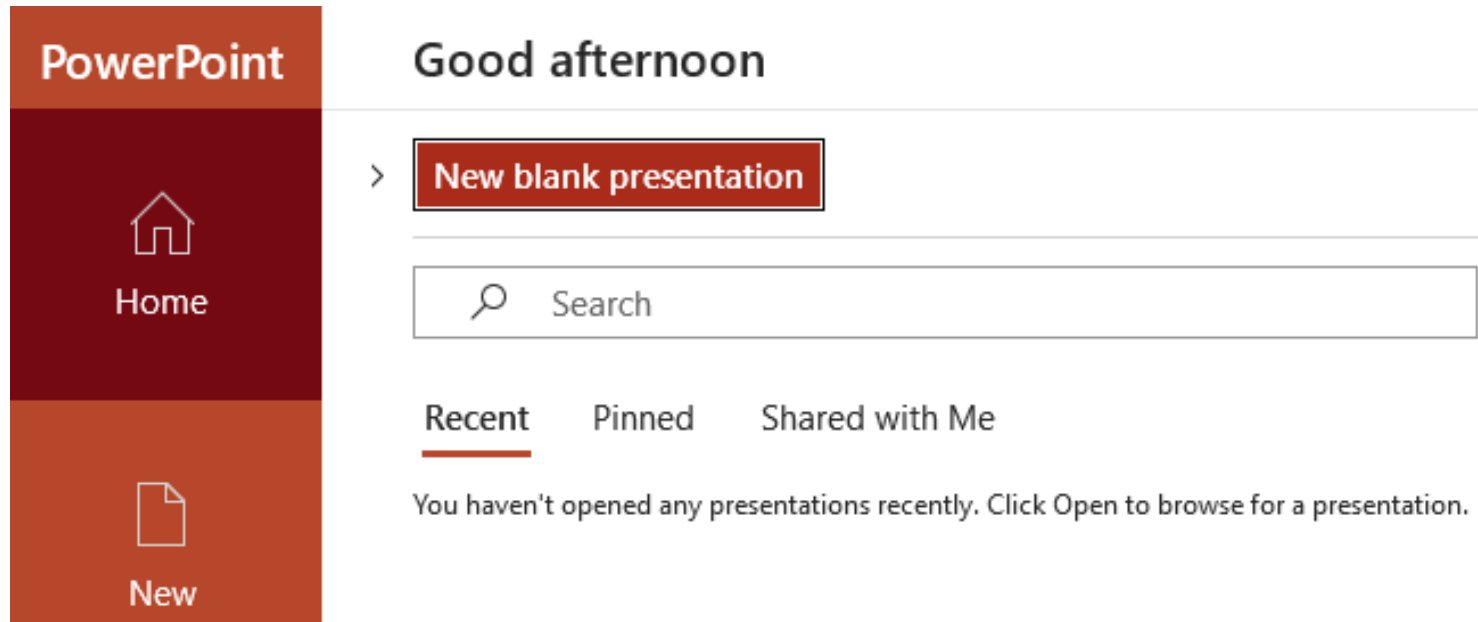
AT&T Tech Channel

102K subscribers


<https://www.youtube.com/watch?v=tc4ROCJYbm0>

Follow Up

# No recent Office files



- No recent files list
- No pinned items
- It's a bug!



# Files from network locations not appearing anymore in Recent/Pinned



Logan

0

Mar 20, 2024, 4:21 PM

In Excel, I no longer see files I've opened from network locations in the recent files list, and the pinned workbooks from network locations are missing. The drive is still mapped and I can access the files by navigating there. I've tried opening and saving network files and they still don't appear, even searching in the **Open > Recent** view. I've already checked if I had any pending updates and tried restarting my computer. Just checked, and seems PowerPoint has the same issues, so I'm thinking it's some sort of Microsoft 365 issue.



James Ledbetter

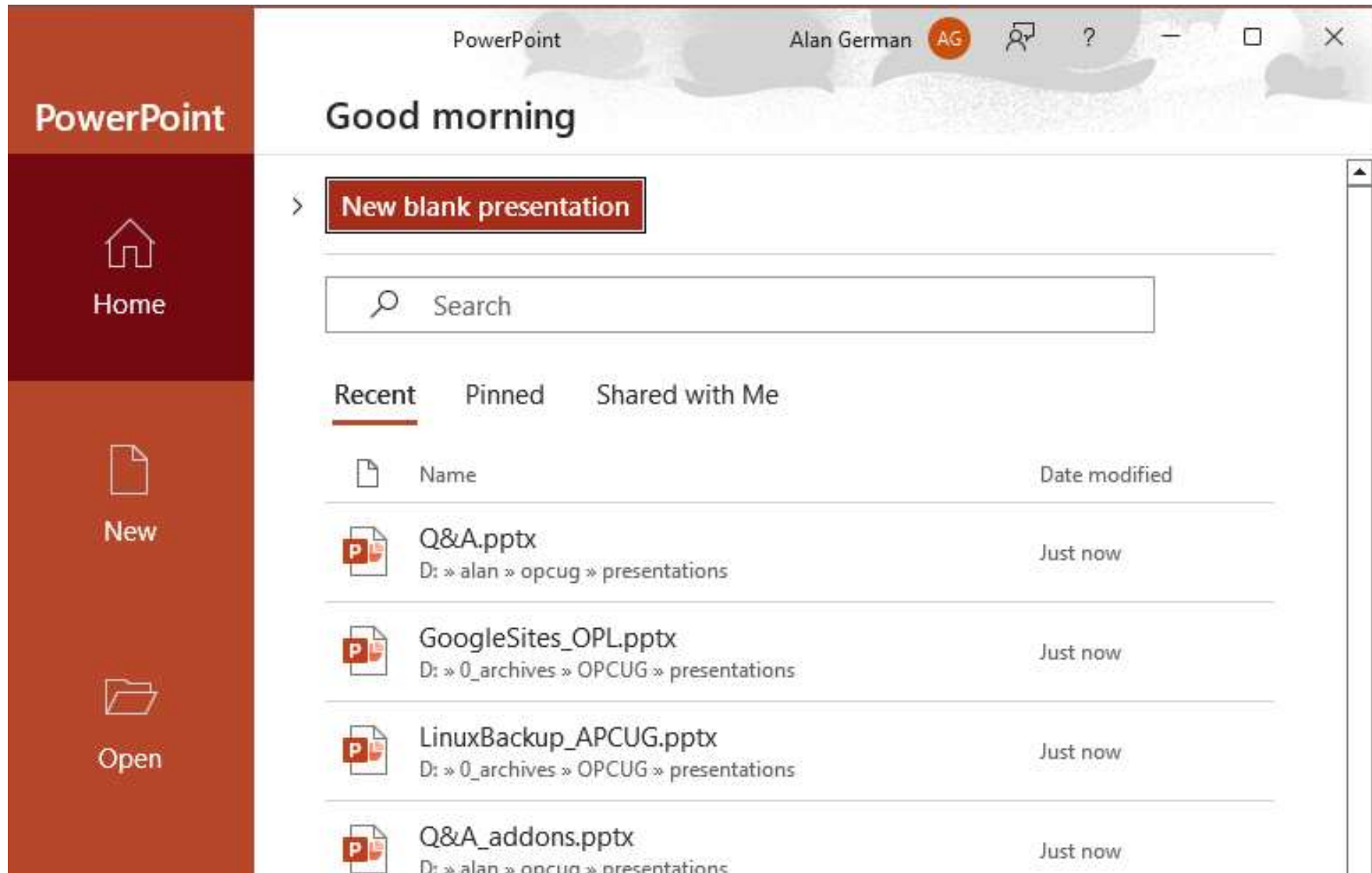
0

Mar 21, 2024, 8:57 AM

We have a user noticing the same issue. Also see the Office 365 updated on her machine yesterday,

<https://learn.microsoft.com/en-us/answers/questions/1625085/files-from-network-locations-not-appearing-anymore>

# Fixed! – but...



# Fixed! – but...

The screenshot shows the Microsoft PowerPoint application window. The title bar includes 'PowerPoint', the user name 'Alan German', and standard window controls. The left sidebar has a 'Home' button with a house icon and an 'Open' button with a folder icon. The main area features a 'Good morning' banner, a 'New blank presentation' button, and a search bar. Below the search bar, a list of recent files is displayed:

Date modified	
LinuxBackup_APCUG.pptx	Just now
D: » 0_archives » OPCUG » presentations	
Q&A_addons.pptx	Just now
D: » alan » oocua » presentations	

A yellow text box overlaid on the screenshot contains the following text:

Fix did not return all the old items, just allowed new items to show up

Pinned items (files and folders) for quick navigation were not restored

A red rounded rectangle highlights the 'Date modified' column in the file list, which shows 'Just now' for all items.

Share

# Tag Tracking anti-theft recovery system

- Some insurance companies adding \$500 *high theft vehicle surcharge* for certain vehicles
  - notably high-end SUV's
- unless equipped with *Tag Tracking Anti-Theft Recovery System*
- Cost \$347 (one-time only)
  - some insurers pay for installation
- Selling your vehicle?
  - \$50 fee to transfer registration



<https://www.tagtracking.ca/en>

Share

# What is *Tag Tracking*?

- *North America's most effective stolen vehicle tracking and recovery system*
  - **according to Tag Tracking themselves!**
- 10 to 20 RFID tags installed throughout vehicle
- Devices can be tracked anywhere in North America
  - **according to Tag Tracking themselves!**
- Logo etched on windows
  - theft deterrent
- One-time fee
- Cost may vary depending on vehicle and insurance company
  - Stephane Richard - \$402.36



Share

## If vehicle stolen

- Stephane Richard's understanding
  - call the police and get a police report
  - call Tag Tracking with the police report number
  - Tag Tracking finds the location of the vehicle
  - Tag Tracking calls insurance company (but not you)
    - *we have location of stolen vehicle in police report xyz*
  - insurance company can
    - pay a fee to Tag Tracking for info, or
    - pay you (much more than payment to Tag Tracking)

Share

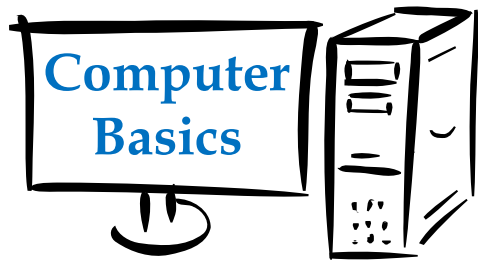
## Additional info

- Tag installers “very reticent to divulge any details of the system”
- Tags have a battery that can be remotely activated
  - how?
- Active RFID systems can read from “1,000 feet away or more”
  - many factors can affect the read range
  - some sources indicate active tags have a read range of “300 feet or more”
  - how does this translate to assertion “Devices can be tracked anywhere in North America”?
    - **according to Tag Tracking themselves!**
- Warranty for 5 years
  - if vehicle stolen & not recovered
  - Tag will install system in replacement vehicle at no charge

Share

## Final thoughts

- Lack of detail certainly doesn't help
- Is it worth \$300-\$400?
  - questionable at best
- But if your insurance company
  - pays for the installation, and
  - removes insurance surcharge for vehicles frequently stolen
- Why not?
- Bigger question:
  - what can really be done to prevent vehicle theft?
    - third-party immobilizer?
    - 2FA system requiring pre-programmed flash drive to start?

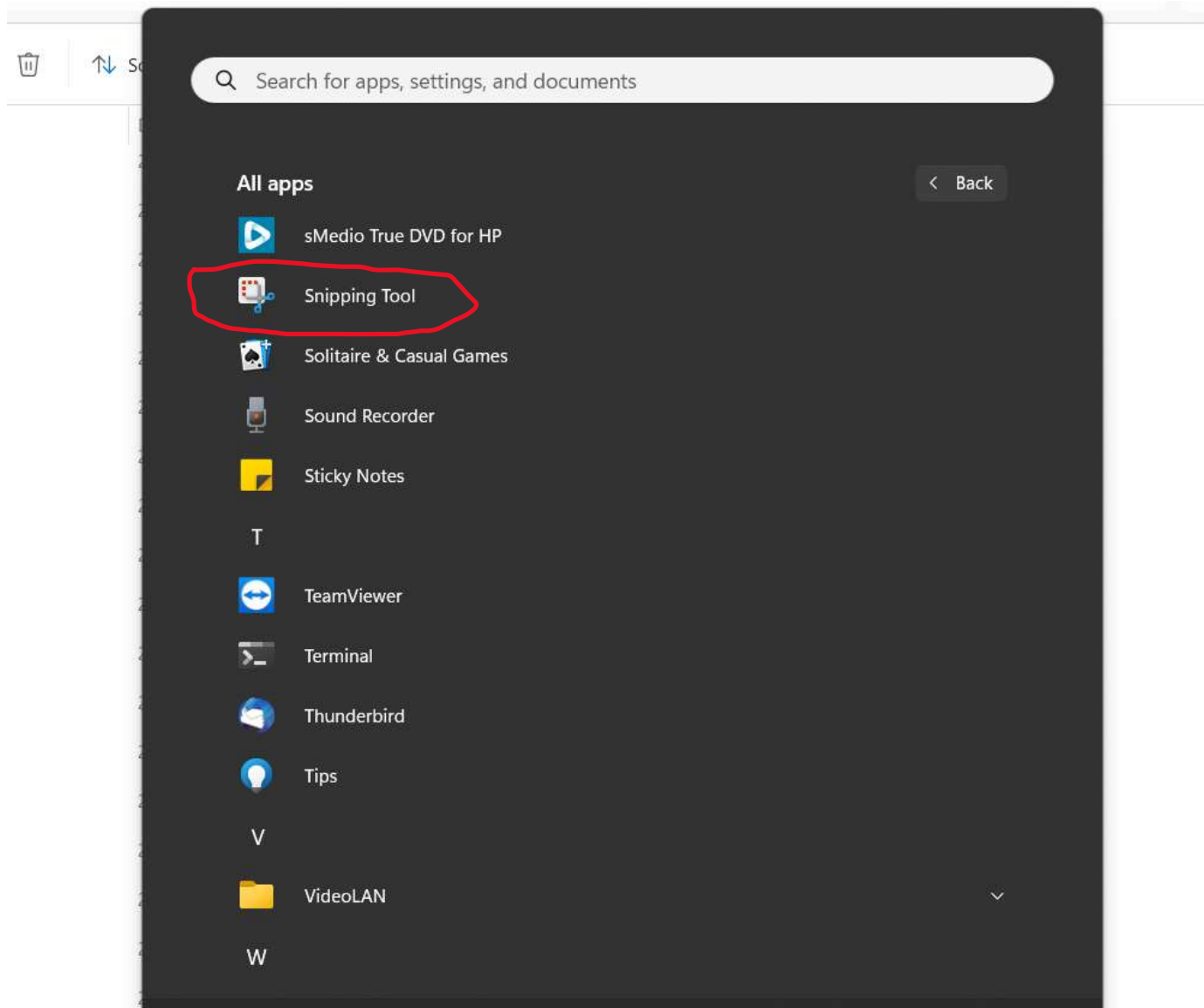


# SNIPPING TOOL

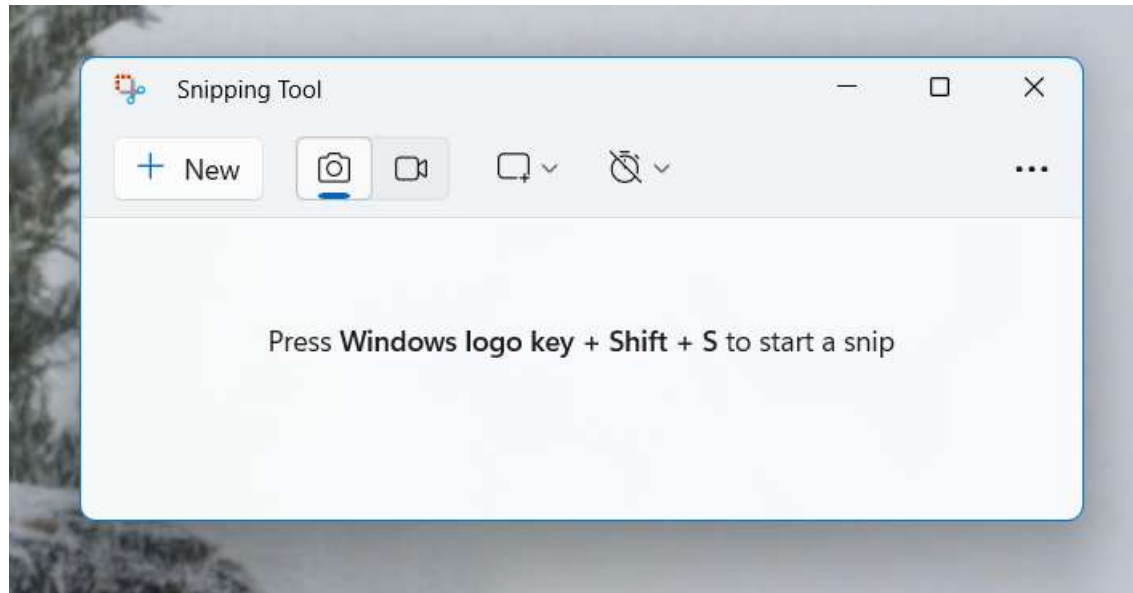
- Snipping Tool is a Microsoft Windows screenshot utility included in Windows Vista and later. It can take still screenshots of an open window, rectangular areas, a free-form area, or the entire screen. Videos can also be snipped. Snips can then be annotated using a mouse or a tablet, stored as an image file (default is PNG), can be saved as a JPG, or an MHTML file, or e-mailed.

PS: ( I am using Windows 11)

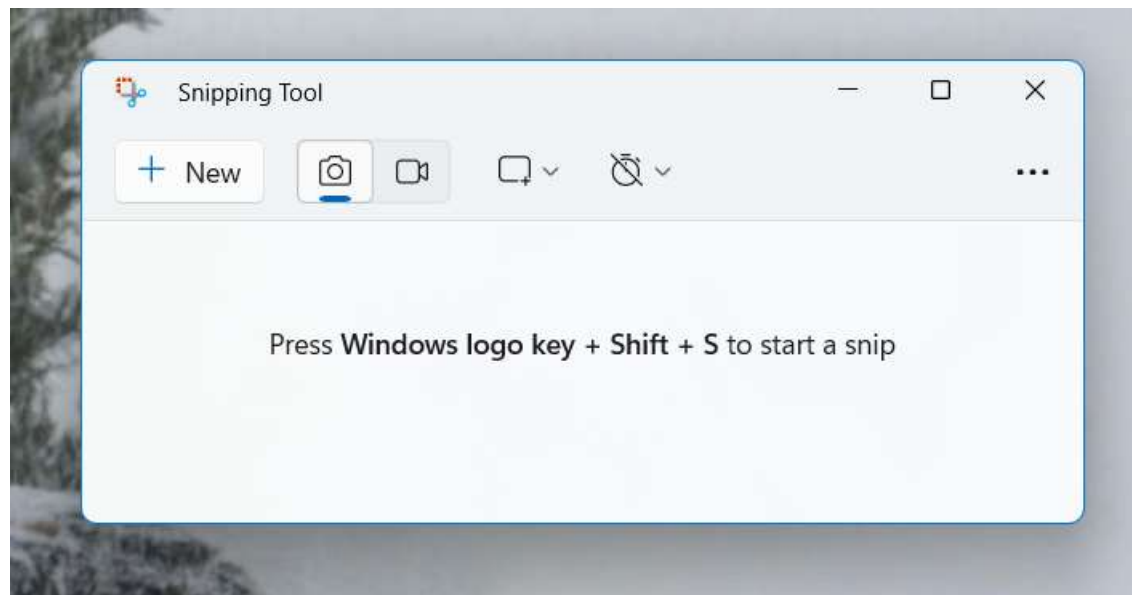
# Where do you find the Snipping tool?



Go to start,  
scroll down,  
to snipping  
tool.



Open snipping tool, this is what you see. Follow the instructions of pressing the Windows Logo key, Shift key and S key. A screen shot , yes! But you can also snip a document, a photo, or a video. Far more flexibility than a screen shot.



## Border Collie

Dog breed ⓘ

Overview

Characteristics


Buy or adopt

History

Videos

Products



 Chewy.com

Border Collie Breed: Characteristics, Care & Photos | BeChewy

Border Collie Facts - Border Collies are extremely intelligent and require a lot of...

3 weeks ago


Life expectancy

12 – 15  
years

Temperament

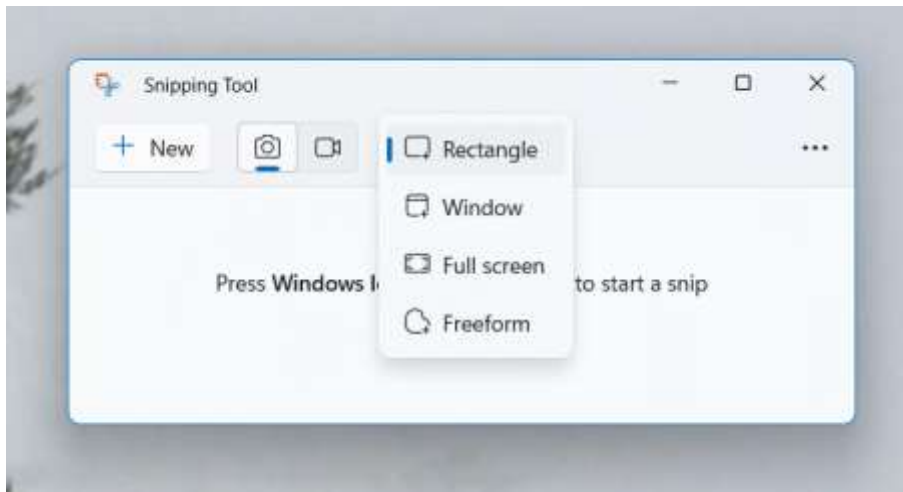
Intelligent,  
Energetic,  
Tenacious,  
Alert, Keen,....



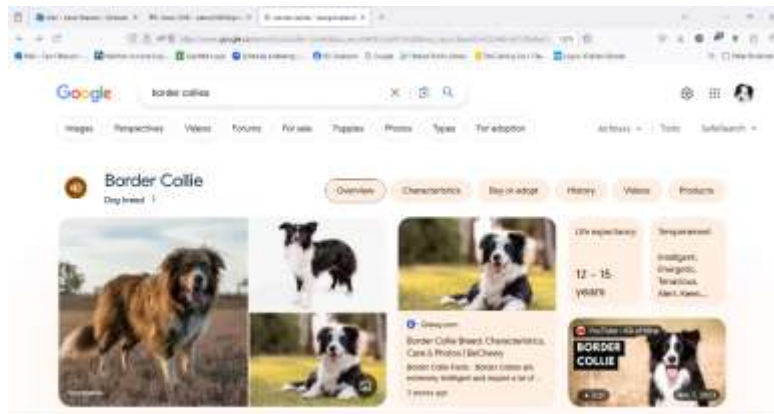


Pressing Windows logo key, Shift Key and S key brings this menu up, as noted in the snip tool window on the previous slide. Here you choose your snip Type.





rectangle




window



Free form

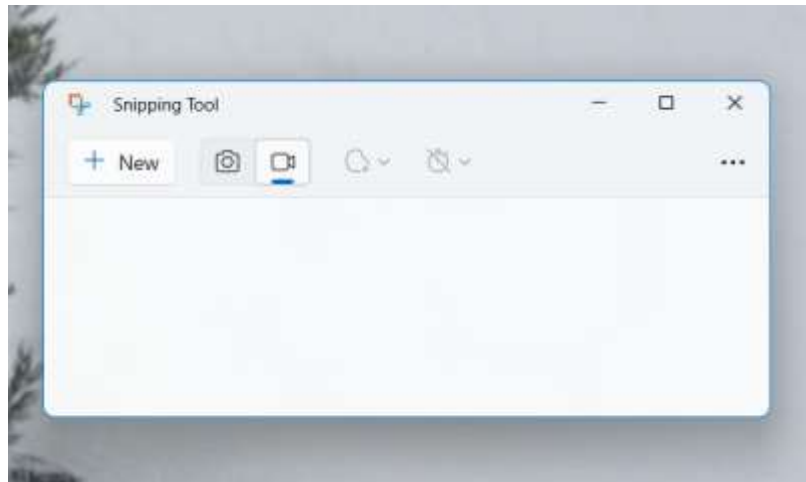
Free Form Snipping can be used differently, by saving differently.



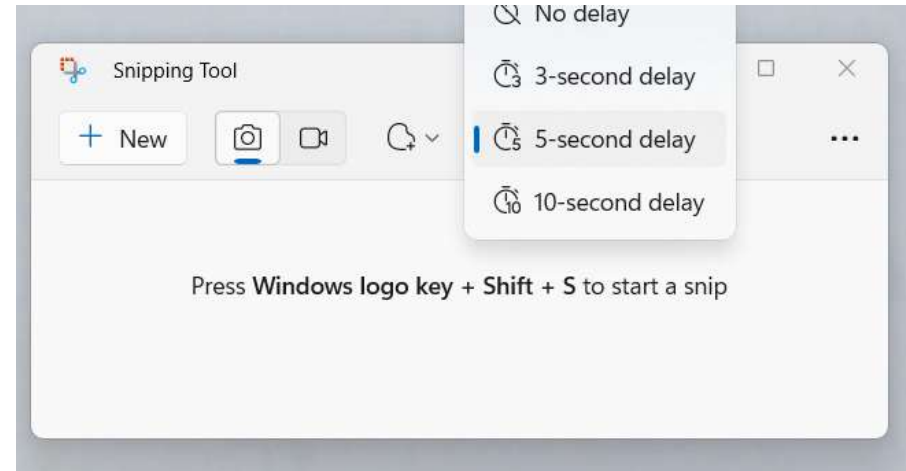
Picture saved as JPG



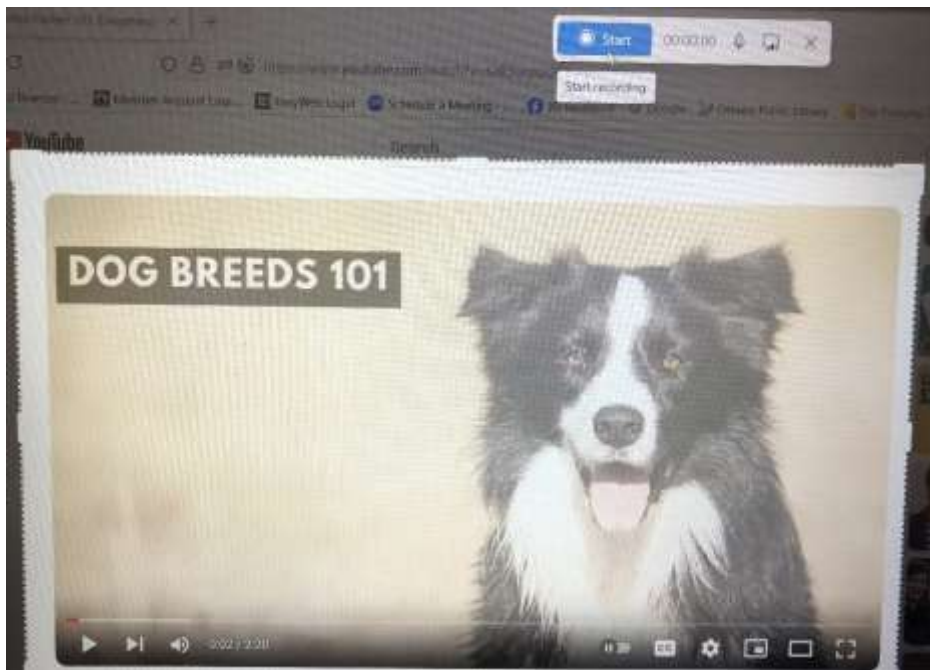
Picture saved as PNG



Record a video



Enable a timer, notice camera underlined, not video,



To record a video- highlight video camera, select new, and highlight the frame of the video on the screen. Make sure in settings you have enabled the sound if that is desired. Recording bar will show at top. When you hit record, if you have set timer it will count down.



# K9 OF MINE

0:00 / 2:20



## Border Collies 101: Everything You NEED to Know About Border Collies!



K9 of Mine  
12K subscribers

Subscribe

2

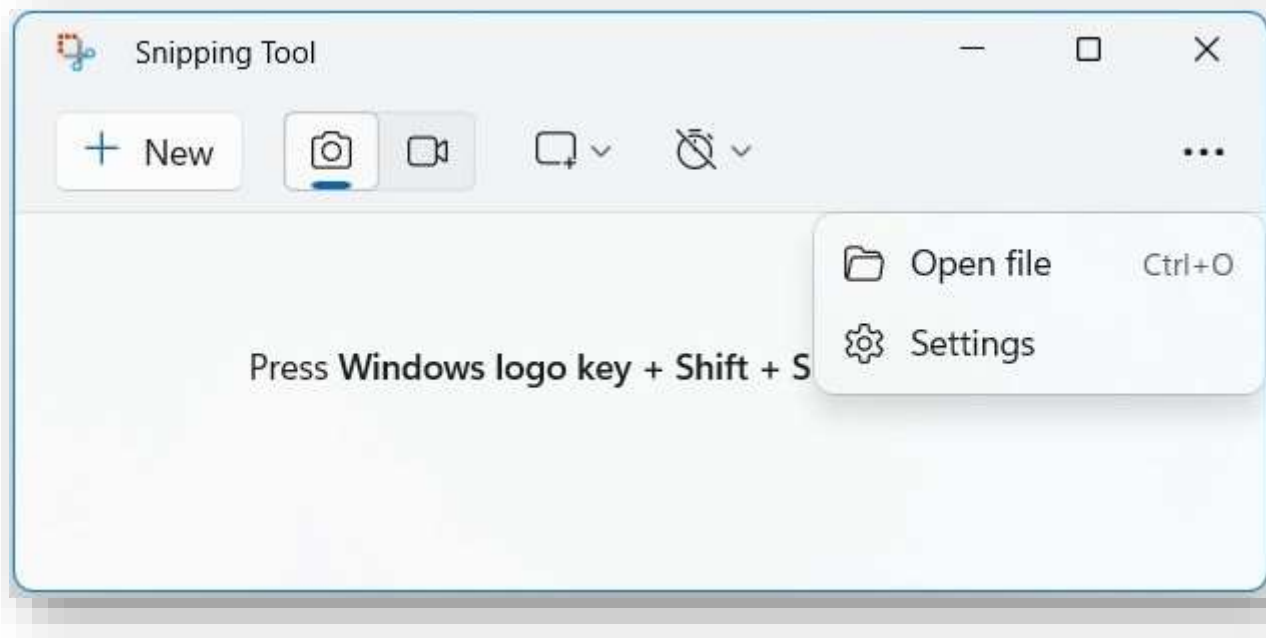


Share

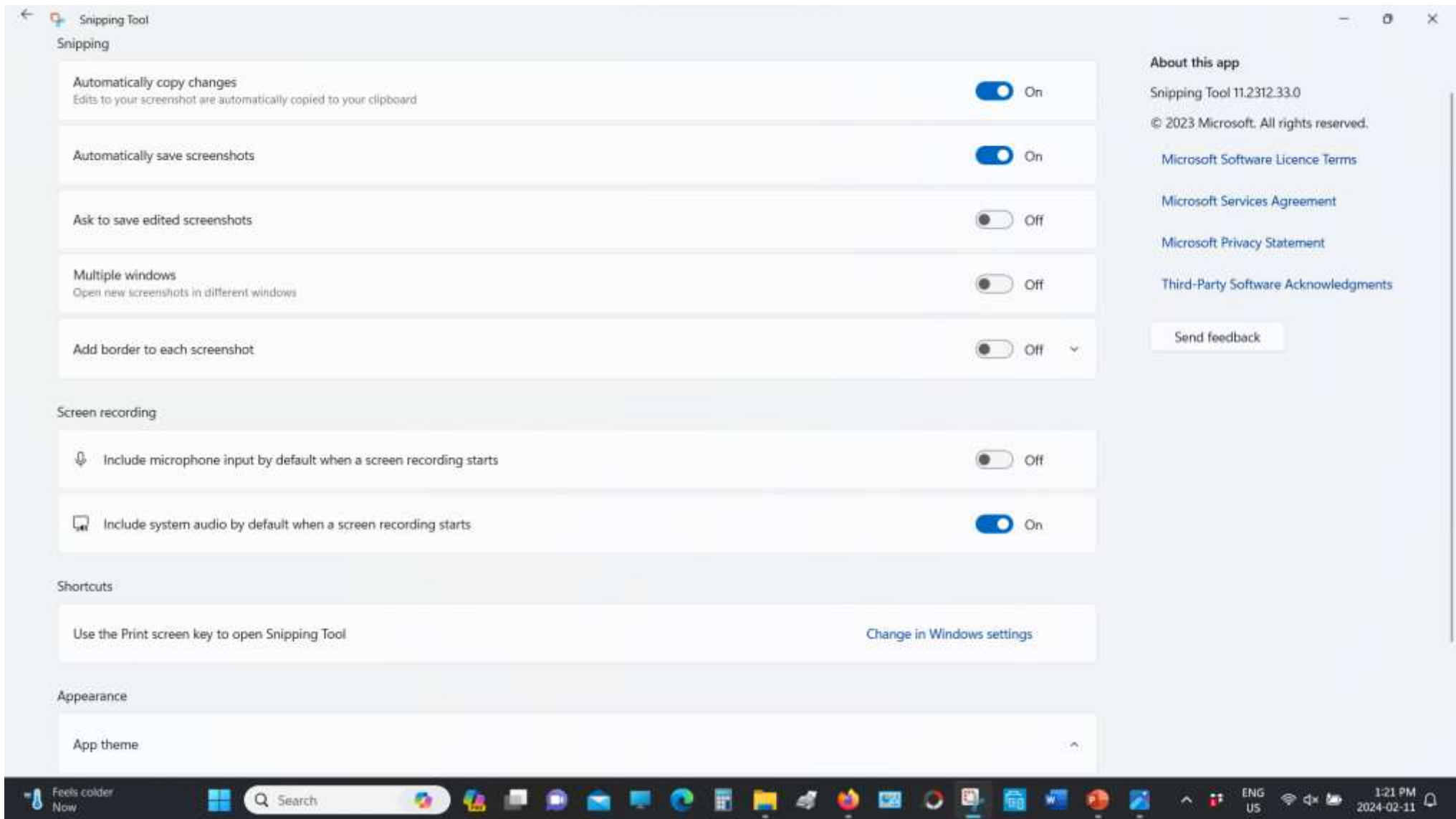
Clip



Recorded video



Three dots to right will take you to the snipping settings page.  
There are many settings you can use.



Settings page, where you can set your sound , PrtSc button use, etc.





Share

# SmartApps

- Useful apps for Android smartphones and tablets
- What are your favourites?



[SuggestionBox@opcug.ca](mailto:SuggestionBox@opcug.ca)

Can also be a program for the PC





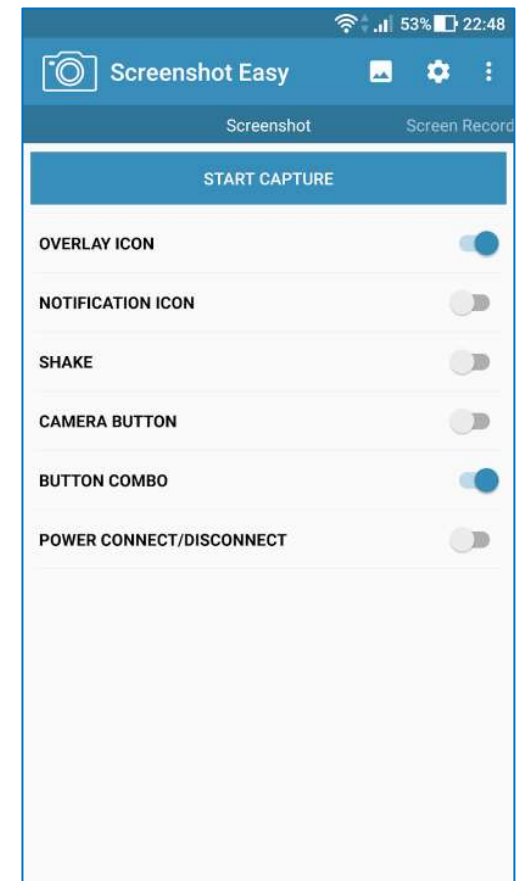
Share

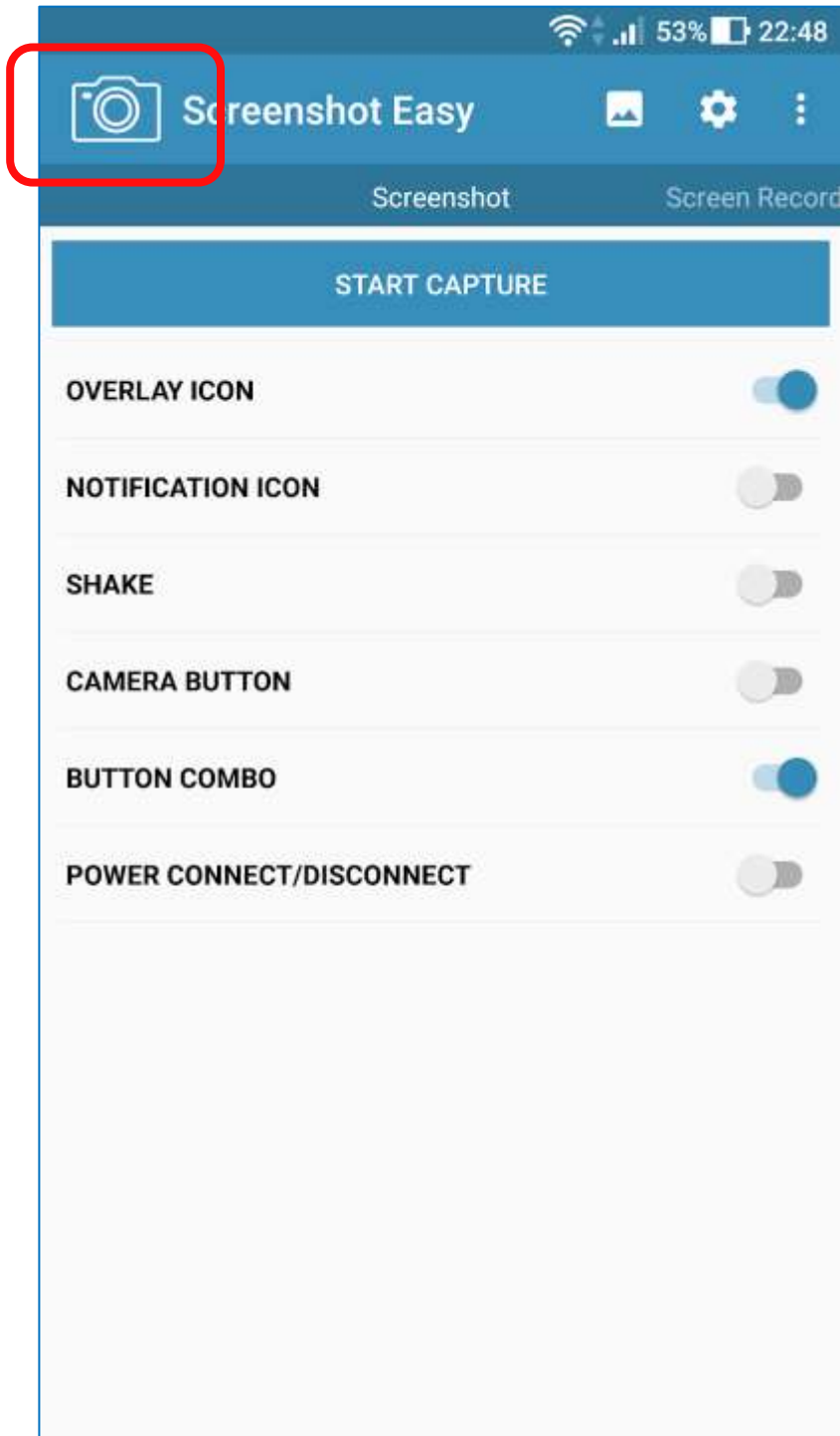
# Screenshot Easy



- Screen capture utility for Android
- Digital image or video
- Scrolling screenshot
- Full-size web page
- Multiple triggers
- Image editor

<https://play.google.com/store/apps/details?id=com.icecoldapps.screenshoteasy>



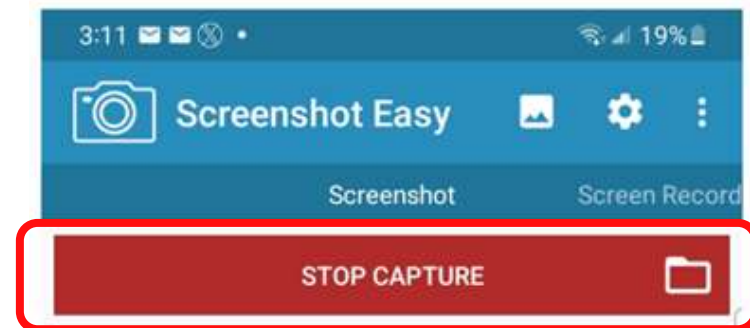
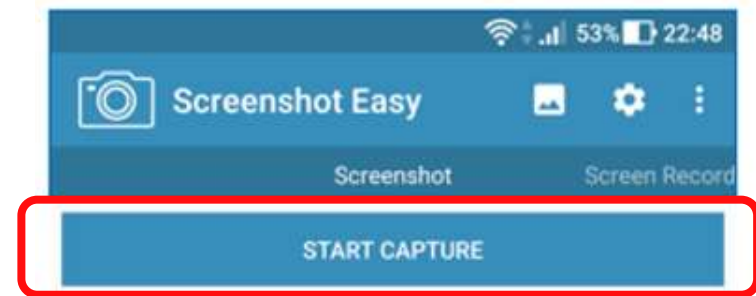


## Triggers:

- Default trigger is the program's icon overlaid on the screen
- Tap the icon to take the screenshot
- “Shake” can be a useful alternative if the icon can't be displayed

# Procedure:

- Press *Start Capture*
- Tap the overlaid icon to take screenshots
- Press *Stop Capture*
- Screenshots will (probably) be stored at Pictures/Screenshots





2024\_03\_21\_15.11.30.jpg

Share

# MakesYouFluent



- Wanted unstructured way to practice speaking French
  - without feeling self-conscious
  - still get corrections and feedback
- Didn't want hassle of scheduling time with tutor or class
  - can use the app anytime
- Only for mobile (Android, iOS)
- 9 languages available
- Price
  - US\$50-6 months, US\$38-3 months, US\$30-1 month



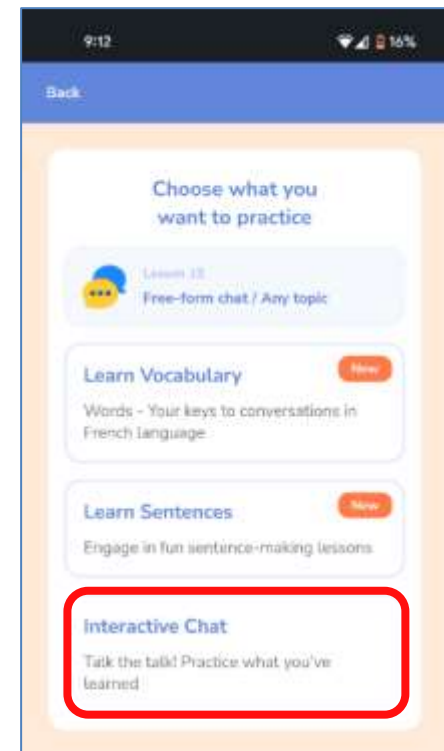
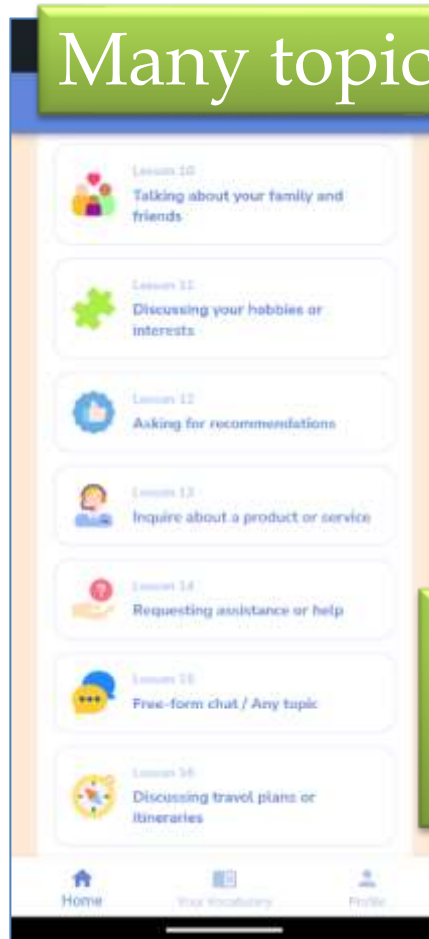
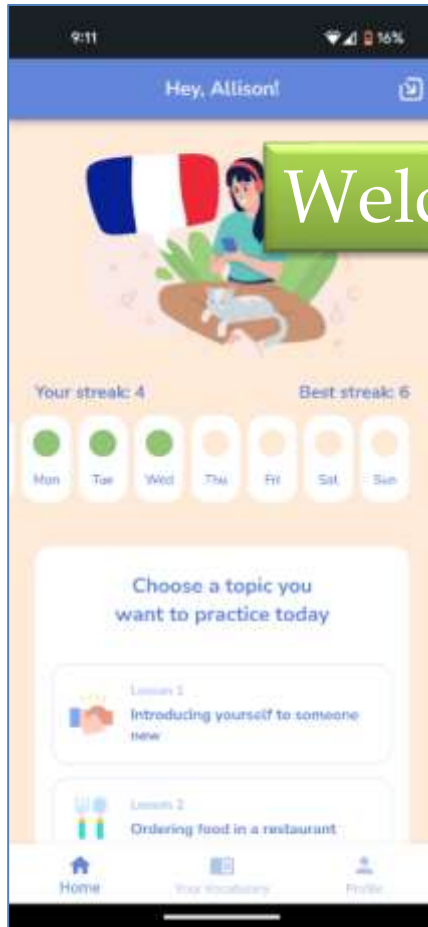
<https://makesyoufluent.com>

Allison Bryndza

Share

Welcome screen

Many topics available



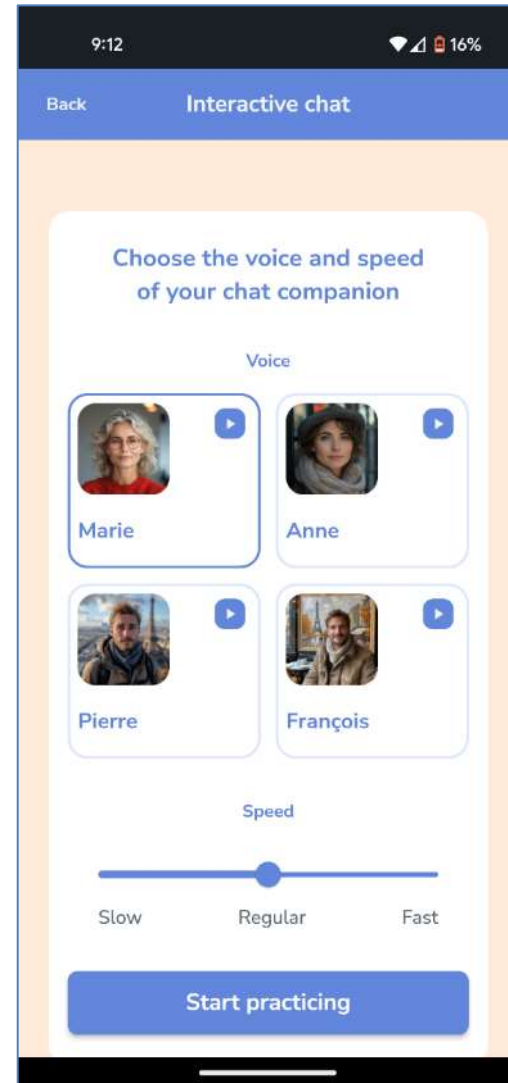
*Vocabulary & Sentences* are basic

- I use *Interactive Chat*
- I want to practise speaking

Share

# Interactive chat

- If you choose someone you have chatted with before
  - saves & continues your conversation
- I speak into microphone on phone
  - I don't type messages
- MakesYouFluent writes out what you say
  - sometimes puts in random text that I did not say at all
  - sometimes it types incorrect word similar to what I said
    - could be because of my (lack of) accent





Share

# Dr. Who

- A conversation
- Encouragement





Share

# When a correction is not about the chat

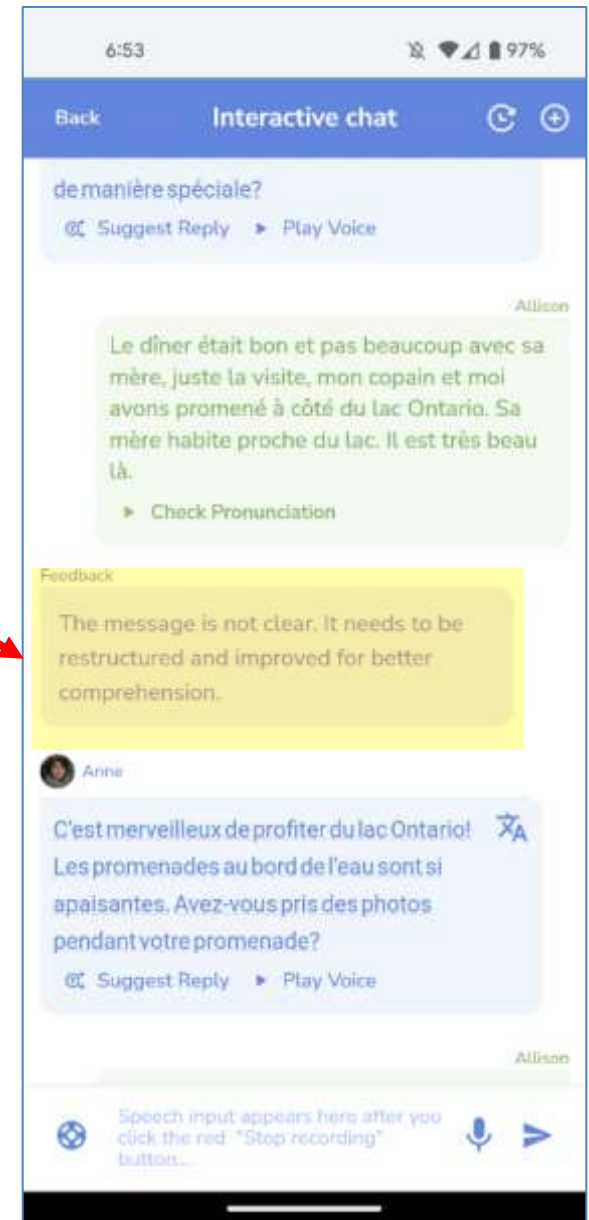
- MakesYouFluent had recommended the film *Incendies* to me previously
- Here I'm asking for more recommendations of films in French that are similar
- Correction unrelated to question
  - good for my French
  - not realistic to the chat



Share

# Message unclear

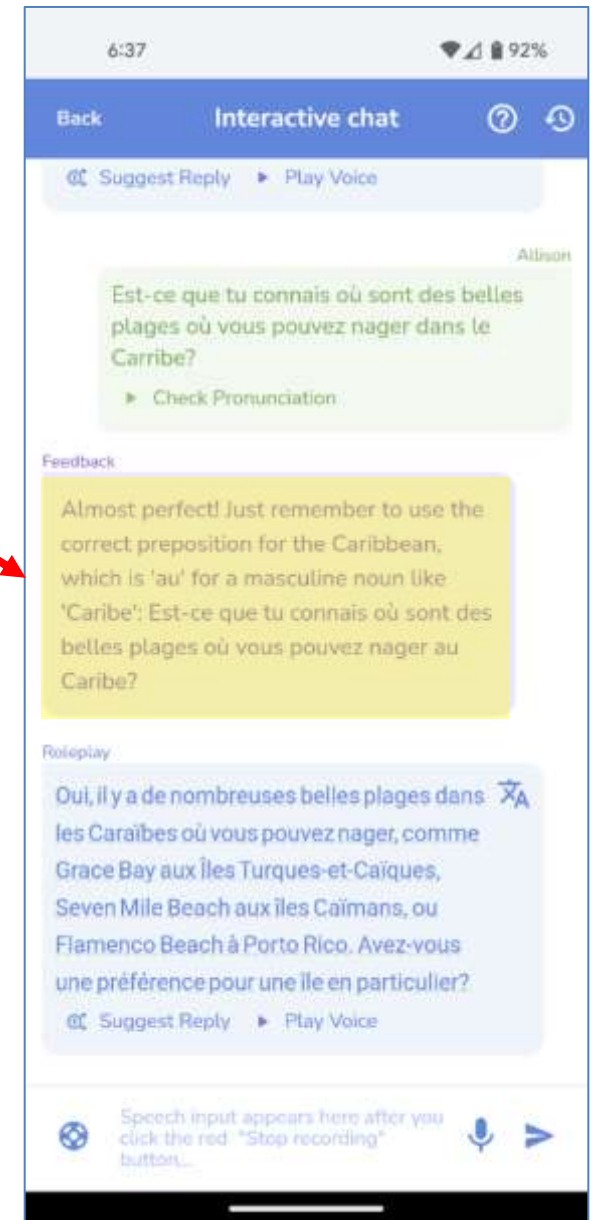
- Sometimes it tells me my message is not clear
  - did not provide more useful advice on how to make it clear



Share

# Useful correction

- Correction on use of preposition
- Provided advice



Share

# Conclusions

- Not perfect
  - not exactly like having a real conversation with a person
  - basically texting
- Overall, I am enjoying the app
  - accomplishing the goal of practising speaking
    - become more fluent
    - have words come more naturally to me
- I can speak as slowly as I need to
  - can make (many) mistakes without feeling self-conscious
- I have contacted support a couple of times
  - always prompt response and resolution
  - always unfailingly encouraging and polite!
- If anyone tries it or a similar app I'd love to hear about it



# How does Canada Revenue Agency *Sign-In Partner* work?



- It's tax time
- CRA website allows you to sign in with:
  - *Sign-In Partner* (bank etc.)
  - *CRA user ID and password*
- What the theory is behind *Sign-In Partner*?
  - is it more secure or just more convenient
    - (for the bank or for the taxpayer)?



# Concept not unique to CRA

- Many sites requiring authentication allow you to sign in using either
  - an account local to the site
  - an account with a 3<sup>rd</sup> party such as Facebook, Google, etc.
- They all should act more or less the same



# CRA Sign-In Partners

- More convenient
- Many people use online credentials for banking or paying bills
- Using the same credentials to access CRA
  - means one less username and password to remember

CRA's words



## But what *exactly* is *Sign-In Partner* service?

- Sign-In Partner service is a credential broker service
  - operated by **Interac**
- Acts as a bridge between
  - Government of Canada and
  - participating credential service providers (Sign-In Partners)
- Sign in using online banking credentials of a participating *Sign-In Partner*
- Personal info sharing?
  - username, password & financial institution **not** shared with CRA
  - personal tax information **not** shared with your financial institution
  - personally identifying information & banking details are **not** shared





# CRA Sign-In Partners

## Canada Revenue Agency

Sign in to a CRA account

Administering tax laws for the Government of Canada  
and for most provinces and territories.

*Other financial institutions  
may be added in the future*

Affinity  
Credit Union

NATIONAL  
BANK

ATB

RBC  
RBC Royal Bank

BMO

Scotiabank.

Caisse  
Alliance

servus  
credit union

CIBC

simplii  
FINANCIAL

coastcapital

Tangerine  
Forward Banking

conexus  
Credit Union

TD  
TD Canada Trust  
EasyWeb

connectFirst  
credit union

uni

Desjardins

Vancity

Libro  
CREDIT UNION

Wealthsimple

Meridian



# Using Sign-In Partner

<https://www.canada.ca/en/revenue-agency/services/e-services/digital-services-individuals/account-individuals.html>

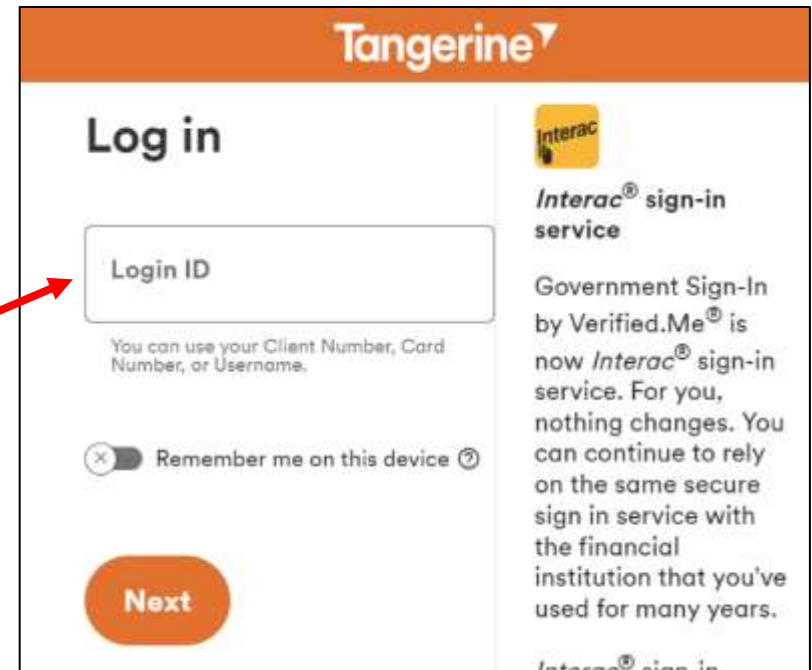

## Option 1 – Using one of our Sign-In Partners

Sign in or register with the same sign-in information you use for other online services (for example, online banking).

Sign-In Partner

For the security of your CRA account, when you are on your Sign-In Partner website, ensure it is **your** information that is entered and not that of somebody else.

► View list of Sign-In Partners





# Using Sign-In Partner

## Terms and Conditions of Use and Privacy Notice

### INTERAC SIGN-IN SERVICE END USER AGREEMENT

PLEASE CAREFULLY READ THE FOLLOWING AGREEMENT BEFORE AGREEING TO USE THIS

SIGN-IN SERVICE ("SERVICE"). THE FOLLOWING TERMS AND CONDITIONS APPLY TO YOUR USE OF THE SERVICE.

"Credential Service Provider" means the financial institution, or other service provider, that

Accept and Continue

Decline and Exit

Government of Canada / Gouvernement du Canada

Canada Revenue Agency

### Validate your identity

\* Social insurance number (required) ⓘ

\* Date of birth (required)

01 January

\* Tax information - Enter line 15000 from your 2023 income tax and benefit return. If your 2023 return has not been filed and assessed, enter line 15000 from your 2022 return - enter dollars only (required) ⓘ

\$ .00

For more information on how your privacy is protected, refer to our [Personal Information Collection Statement](#).

Next Exit

Terms and conditions • Privacy

Canada

I already have a CRA user ID  
• can't also use a Sign-In Partner

Government of Canada / Gouvernement du Canada

Canada Revenue Agency

### Error—CER.021

Our records indicate you already have a CRA user ID or Sign-In Partner credential. You will need to [sign in](#) with that credential in order to access our sign-in services. [Contact us](#) if you do not have access to that credential. When contacting us, have your individual tax return on hand and provide this message number.

Exit

Top of Page

Canada



# Why not use Sign-In Partner

- Credentials at Sign-In Partner compromised?
  - Canada Revenue Agency account could be at risk
- I prefer to have separate accounts at *every* service/site
- Too many accounts? Use a password manager!
- Don't know how to use one?
- Ottawa Public Library presentation  
**Keeping passwords safe**
  - Learn to use free software that stores all your usernames and passwords along with related information*
  - Saturday, April 27, 2pm, Nepean Centreponte
  - Tuesday May 7, 6pm, Sunnyside

UPDATE



# Solar eclipse



- Advice from American Astronomical Society
- **Don't look at the sun without solar glasses**
- Be on the lookout for counterfeit eclipse glasses
  - advice on spotting fakes
  - some advice easy: can catch some bad fakes
  - some not so easy
    - look for certain markings known to be on fakes
  - but some fakes may be indistinguishable from real
- *The only way to know for sure is to have the product tested at a laboratory that has been approved to conduct such tests by a recognized accrediting body*

Bea Alt





# OPCUG presents at OPL

- On May 7th 2008, Chris provided the first OPL presentation at the North Gloucester branch
- The topic was *Protecting Your Computer*
- Updated versions of this presentation are scheduled for April and May this year at Rosemount and Sunnyside



# OPCUG presents at OPL

- On May 7th 2008, Chris provided the first OPL presentation at the North Gloucester branch
- The topic was *Protecting Your Computer*
- Updated versions of this presentation are scheduled for April and May this year at Rosemount and Sunnyside
- Clearly, either nobody listens to Chris...





## OPCUG presents at OPL

- On May 7th 2008, Chris provided the first OPL presentation at the North Gloucester branch
- The topic was *Protecting Your Computer*
- Updated versions of this presentation are scheduled for April and May this year at Rosemount and Sunnyside
- Clearly, either nobody listens to Chris...
- ...or his fame is spreading across the city such that he is much in demand

On March 25, 2024 Chris gave  
his 500<sup>th</sup> OPL presentation!





**Any other:  
Questions  
Comments  
Shares?**

# Two Good to Miss!

- **Join OPCUG before March 31<sup>st</sup>**
- Pay the annual membership fee of \$20.00
- Receive a free-year's membership

**Two years for  
the price of one!**

**Last Call! – Offer ends March 31**

<https://opcug.ca/join-or-renew/>





**Send your questions,  
answers, and topics  
you wish to share to:**

**[SuggestionBox@opcug.ca](mailto:SuggestionBox@opcug.ca)**

