



Q&A

Alan German & Chris Taylor
Ottawa PC Users' Group

Two Good to Miss!

- Join OPCUG before March 31st
- Pay the annual membership fee of \$20.00
- Receive a free-year's membership

Two years for
the price of one!

It's Back !!!

<https://opcug.ca/join-or-renew/>



Already an OPCUG Member?



Don't renew your membership !

Your membership expiry date will be extended by another year at no cost

Two Good to Miss!

- Join OPCUG before March 31st
- Pay the annual membership fee of \$20.00
- Receive a free-year's membership

**Two years for
the price of one!**

<https://opcug.ca/join-or-renew/>



Share

SmartApps

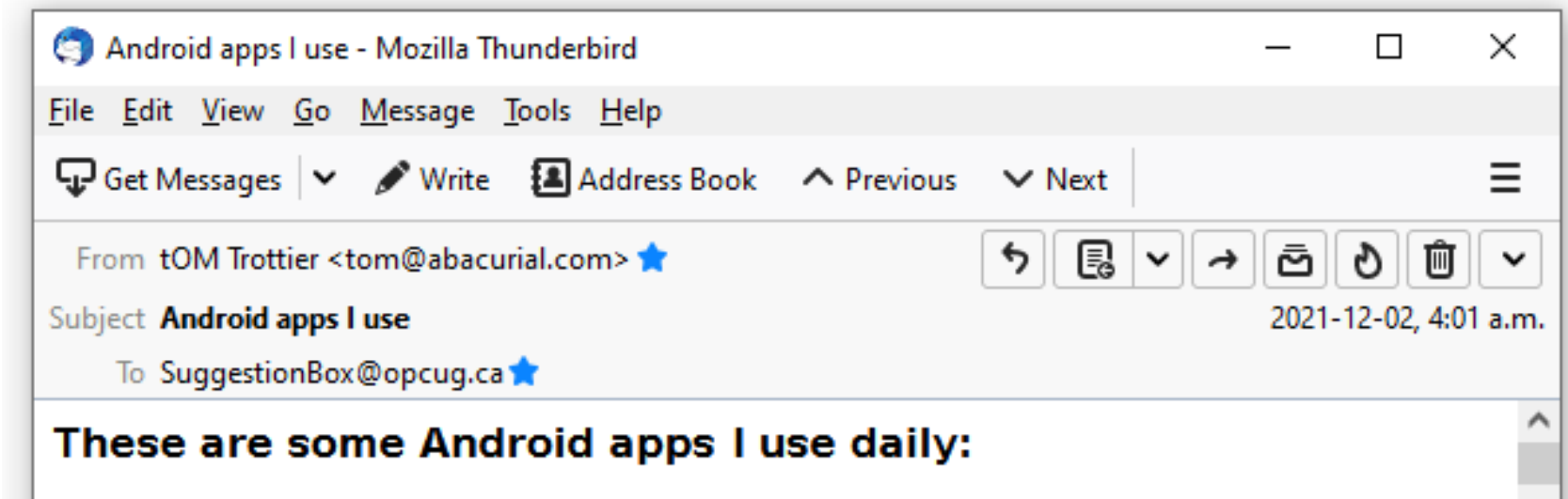
- Useful apps for Android smartphones and tablets
- What are your favourites?



SuggestionBox@opcug.ca

*Can also be a
program for
your PC*





<snip>

Absum! -- Quidquid latine dictum sit altum viditur.



tOM Trottier +1 613 860-6633

tOM@Abacurial.com

601-567 Cambridge ST. S,
Ottawa ON K1S 4J5 Canada

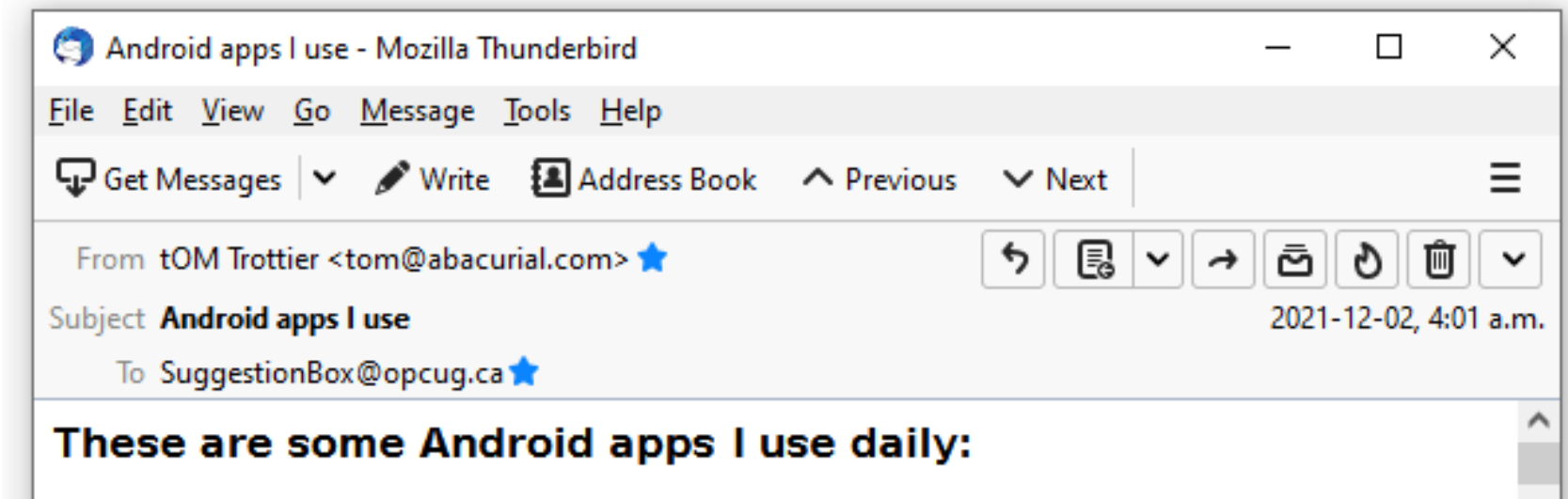
[Skype:Abacurial](skype:Abacurial)

<http://TomTrottier.com>

P Est-ce c'est necessaire d'imprimer ce courriel ?

Do you really need to print this email?

PUBLIC NOTICE: Any use of this message, in any manner whatsoever, will increase the amount of disorder in the universe. Although no liability is implied herein, the consumer is warned that this process will ultimately lead to the heat death of the universe.



<snip>

Absum! -- Quidquid latine dictum sit altum viditur.



tOM Trottier +1 613 860-6633

[tOM@Abacurial.com](mailto:tom@Abacurial.com)

601-567 Cambridge ST. S,
Ottawa ON K1S 4J5 Canada

[Skype:Abacurial](skype:Abacurial)

<http://TomTrottier.com>

P Est-ce c'est necessaire d'imprimer ce courriel ?

Do you really need to print this email?

PUBLIC NOTICE: Any use of this message, in any manner whatsoever, will increase the amount of disorder in the universe. Although no liability is implied herein, the consumer is warned that this process will ultimately lead to the heat death of the universe.





WhatsApp Messenger



- Communicate with friends
- Both must be using the app
- Call, message, or video-chat
- Widely used on smartphones
- There is also a desktop app
- End-to-end encryption
- Fast connection
- Use your existing phone number and address book

<https://play.google.com/store/apps/details?id=com.whatsapp>



Signal Private Messenger

- End-to-end encryption
- Fast
- Independent 501c3 non-profit
- Development is supported by users like you
- No advertisements. No trackers. No kidding
- Use your existing phone number and address book
- Source code: <https://github.com/signalapp>

<https://play.google.com/store/apps/details?id=org.thoughtcrime.securesms>



Google Duo

- Make calls between Android and iOS phone, tablet, or on the web,
- Group call with up to 32 people
- Send video and voice messages, photos, and more
- Low Light Mode
- Duo lets you make video calls even in poor lighting conditions

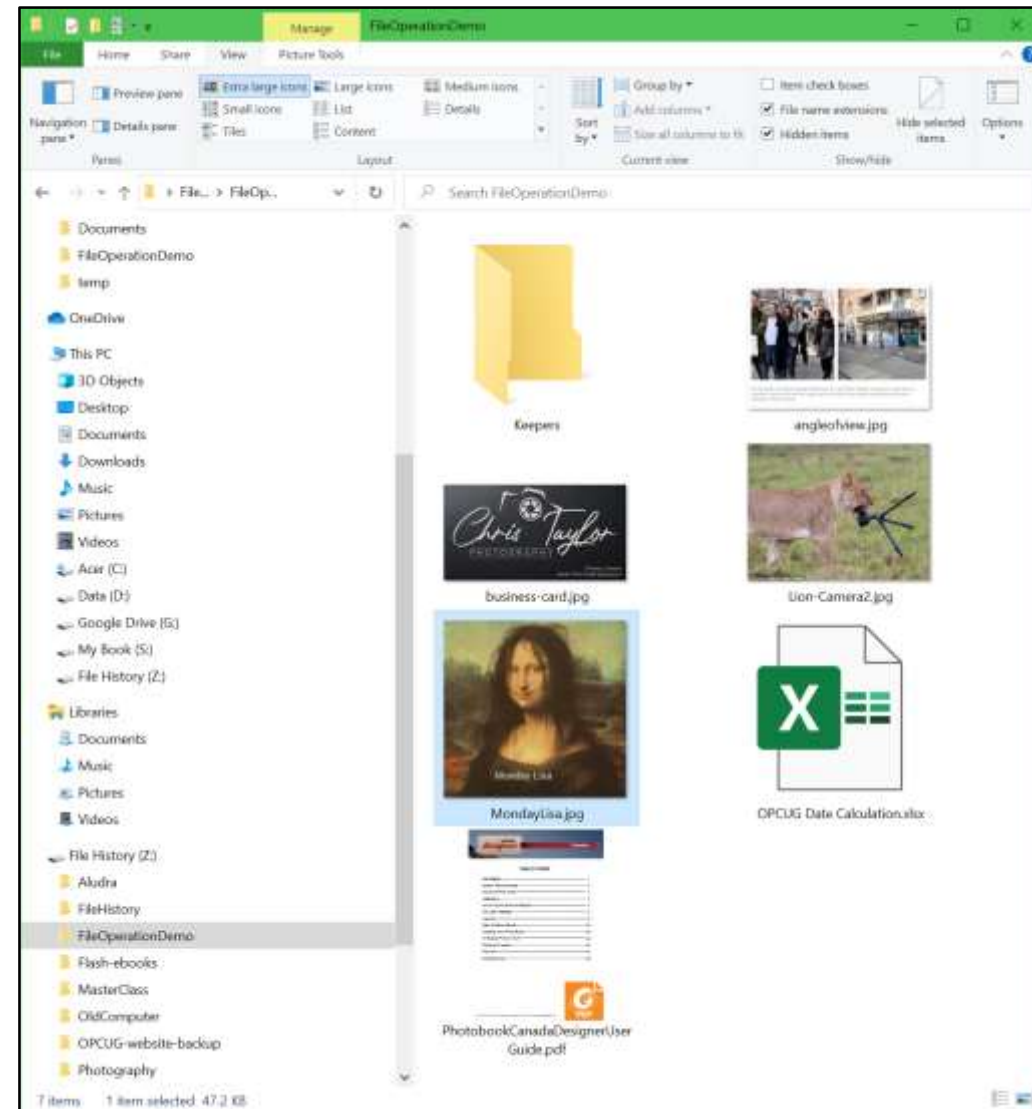


<https://play.google.com/store/apps/details?id=com.google.android.apps.tachyon>



Selecting multiple files

- Windows File Explorer
 - click on one file
 - file is selected
 - click on another file
 - file is selected
 - previous file is de-selected
- Want to work on multiple files at once?
 - delete, copy, move, email, other operation
- Tedious to do one at a time
 - much faster to select all
 - then do operation once





Where there's a will...

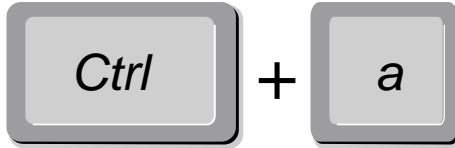
there's a way, or...

with Windows, there are *multiple* ways!

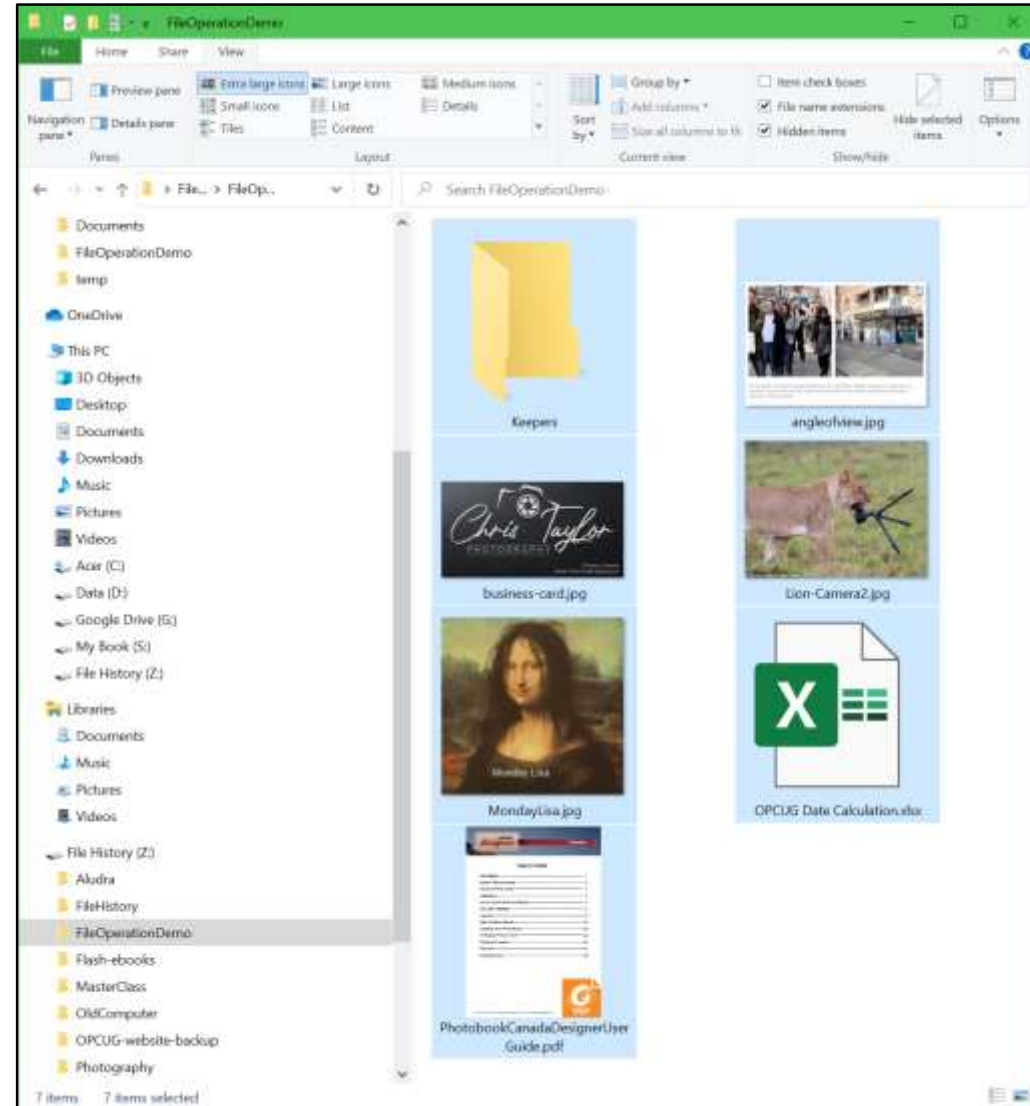


Select all

Press



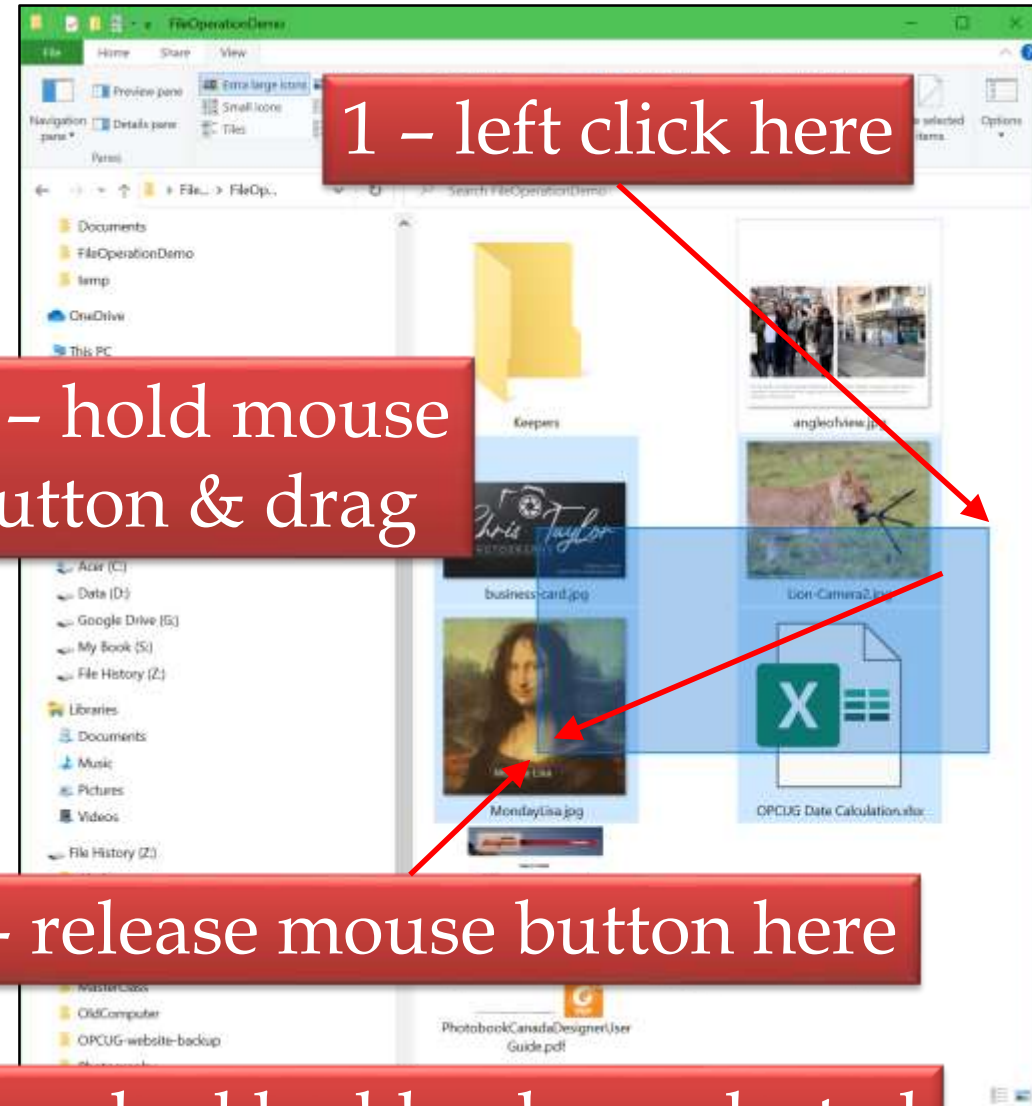
- hold down the **Ctrl** key and press **a**
 - *a = all*
 - all objects (files and folders) at current level selected
- You can then perform the operation once
- action performed on all selected items





Marquee select

- **(1) Click & hold down left mouse button**
 - *don't* be on top of a file/folder
- **(2) Drag a box**
 - so box touches all files you want selected
 - **(3) release mouse button**
 - files selected
- You can then perform the operation once
 - action performed on all selected items

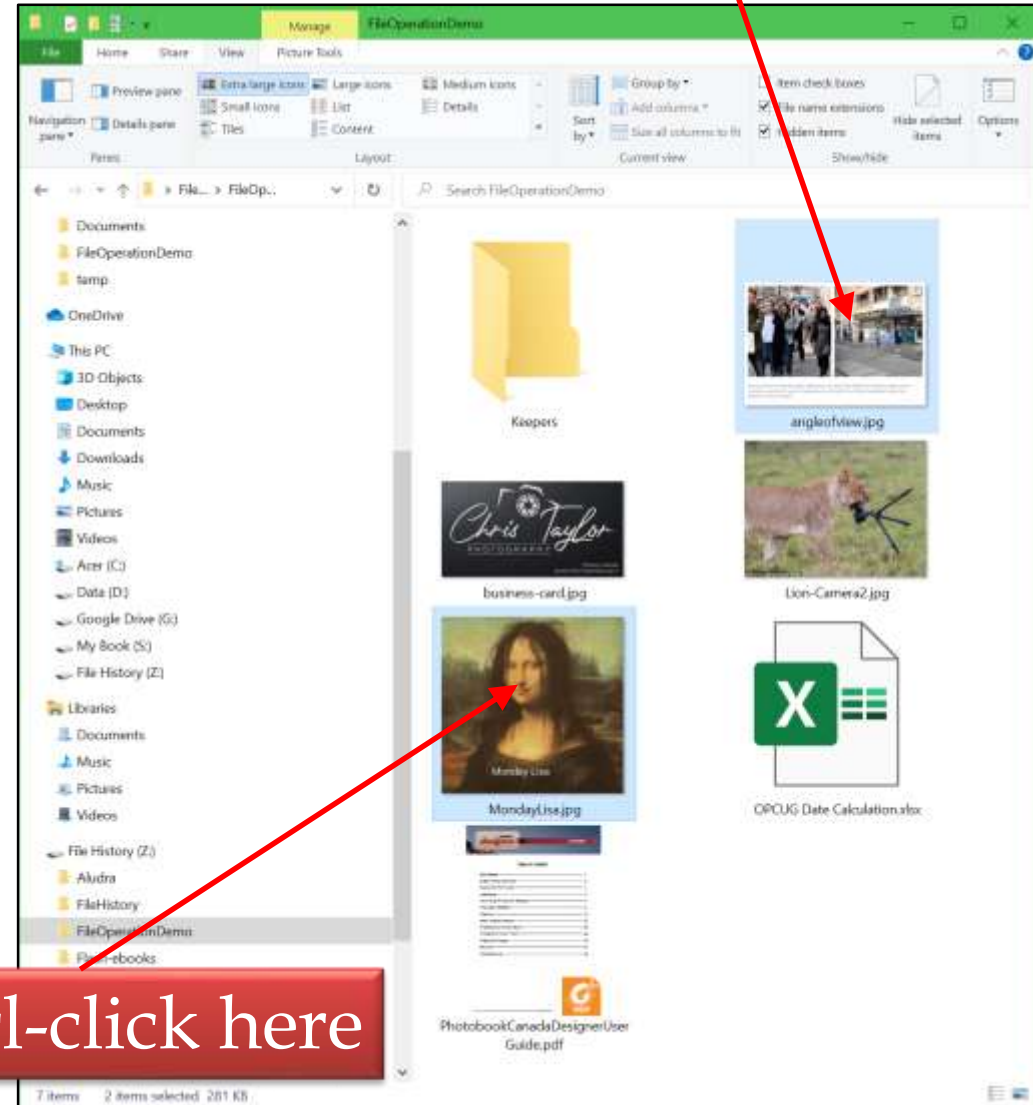




Ctrl key select

1 - click here

- For multiple “non-contiguous” selection
- **(1) Click on one file** you want selected
- Hold down **Ctrl** key
- **(2) Click on additional files**
 - they are added to the selection
 - if selected, they are deselected
- You can then perform the operation once
 - action performed on all selected items



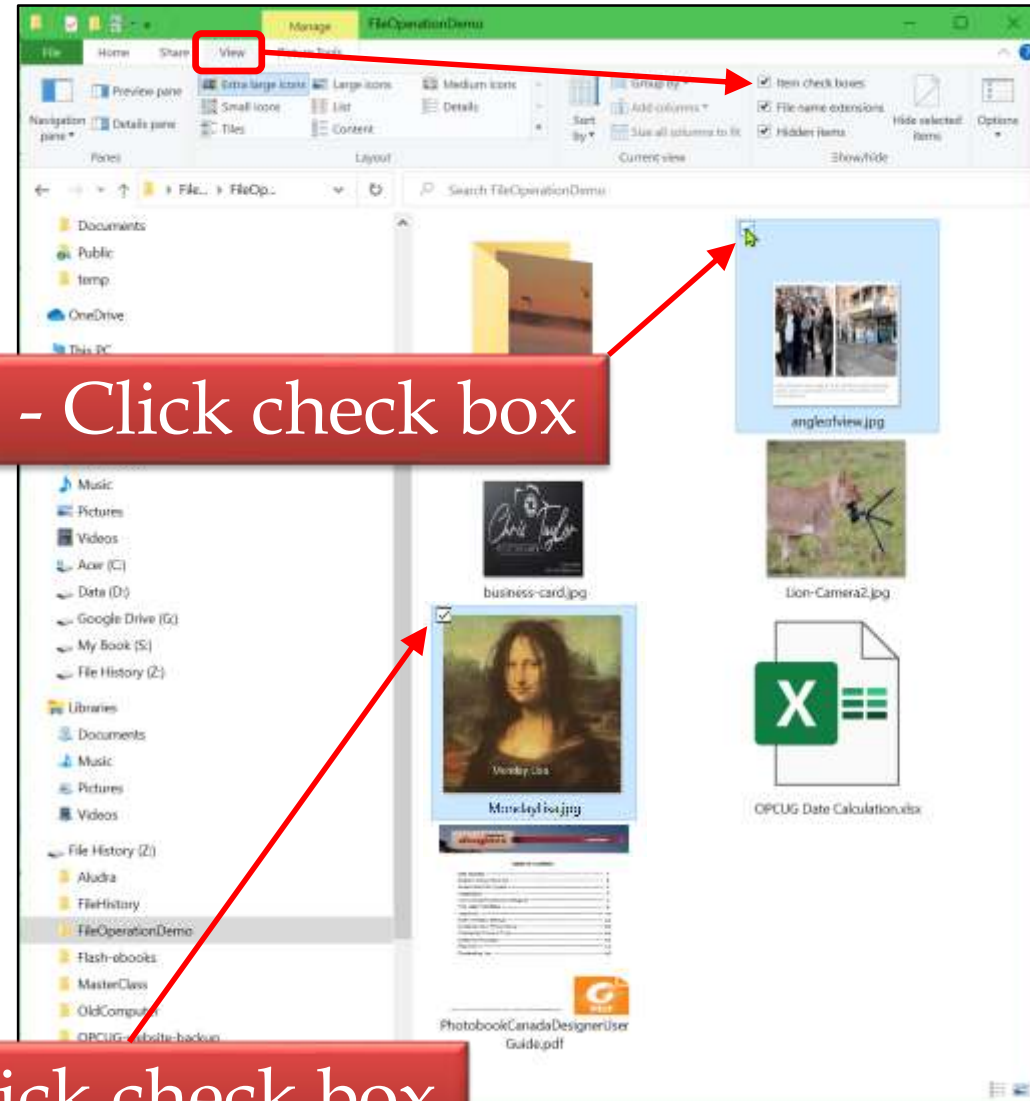
2 - Ctrl-click here



Item check boxes select

1 - Item check boxes on View tab

- For multiple “non-contiguous” selection
- Works like the Ctrl key
- **(1)** Select *Item check boxes* on *View* tab
- Hover mouse over file to see check box
- **(2) (3)** Click the check box on all files you want selected
- **Remove the check mark** to deselect a file
- You can then perform the operation once
 - action performed on all selected items



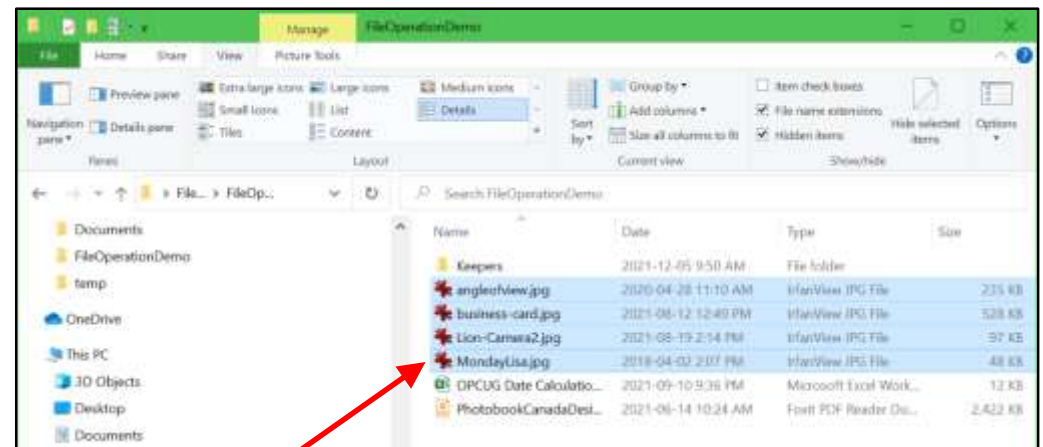
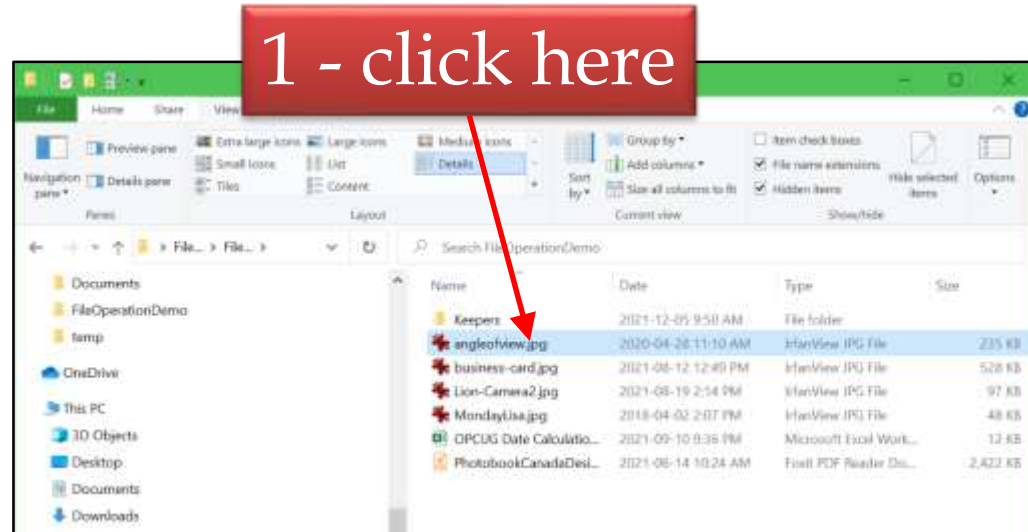
2 - Click check box

3 - Click check box



Shift key select

- For multiple “contiguous” selection
- **(1) Click on one file** you want selected
- Hold down the **Shift** key
- **(2) Click on another file**
- All files between first & second click are selected
- You can then perform the operation once
 - action performed on all selected items

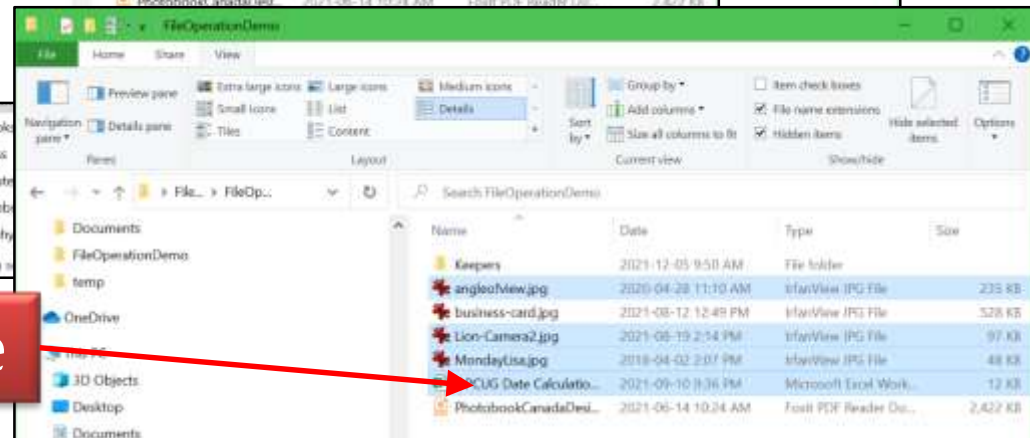
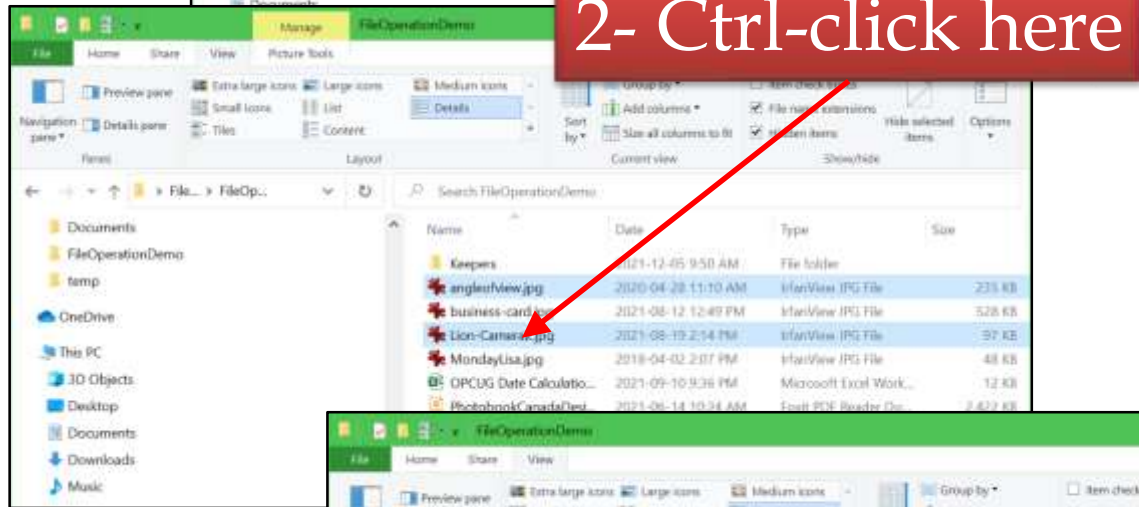
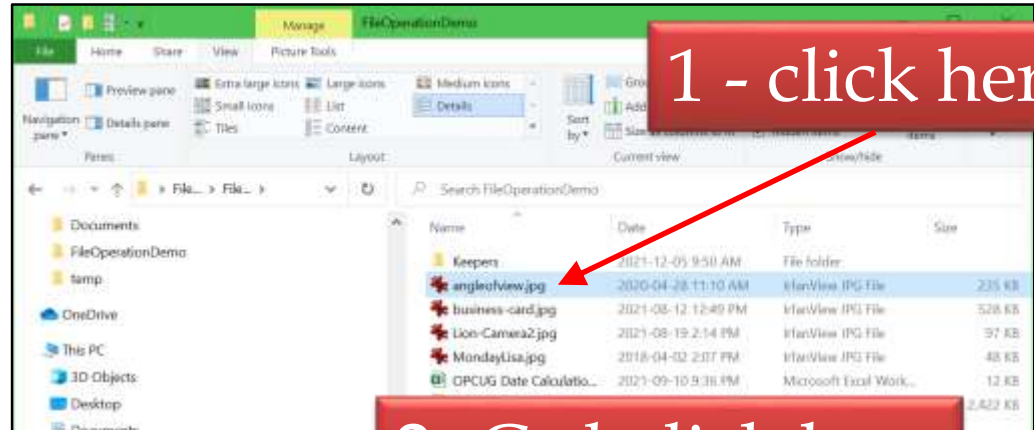


2 - Shift click here



Ctrl and Shift combo

- For multiple “contiguous” & “non-contiguous” selection
- Combine **Ctrl & Shift** keys
- Select contiguous & non-contiguous file groups
- You can then perform the operation once
 - action performed on all selected items



3 - Ctrl-Shift click here



DEMO


Preparing to abandon ^{the windows} ~~ship~~

To-do list:

- ✓ (1) Install Linux on the last remaining computer
- ✓ (2) Identify the current uses of Windows 10
- ✓ (3) Identify Linux-based alternatives
- (4) Find workarounds if no alternatives exist***

** Are there any show-stoppers?*


- ✓ • Microsoft Word (correspondence, newsletter articles, Treasurer's reports)
- ? • Microsoft Excel (macro programming)
- ✓ • Microsoft PowerPoint (Q&A sessions)
- ✓ • Text editor (Notepad++)
- ✓ • Disk image backups (Macrium Reflect)
- ✓ • Digital image management (FastStone Image Viewer)
- ✓ • File search (Everything)
- ✓ • HTML editor (Homesite)
- Garmin GPS (MapSource)
- Income tax preparation (Taxman)
- Bosch Crash Data Retrieval Tool (CDR)



Alternatives



- ✓ • Microsoft Word (correspondence, newsletter articles, Treasurer's reports)
- Microsoft Excel (macro programming)
- Microsoft PowerPoint (Q&A sessions)
- ✓ • Text editor (Notepad++)
- ✓ • Disk image backups (Macrium Reflect)
- ✓ • Digital image management (FastStone Image Viewer)
- ✓ • File search (Everything)
- ✓ • HTML editor (Homesite)
- Garmin GPS (MapSource)
- Income tax preparation (Taxman)
- Bosch Crash Data Retrieval Tool (CDR)



Alternatives



Excel revisited

The screenshot shows the Microsoft Excel interface with the following content:

- Worksheet Name:** EDR_Master_File_test.xlsm
- Formulas Bar:** A15
- Table Data:**

File Name	URL for Web Server	View Web EDR Report
2010-02-002-v1	http://www.djdsafety.com/EDR_NASS_Test_Data/2010/2010-02-002-v1.pdf	2010-02-002-v1
2012-05-006-v2	http://www.djdsafety.com/EDR_NASS_Test_Data/2012/2012-05-006-v2.pdf	2012-05-006-v2
2014-49-015-V2	http://www.djdsafety.com/EDR_NASS_Test_Data/2014/2014-49-015-V2.pdf	2014-49-015-V2
2015-41-041-V1	http://www.djdsafety.com/EDR_NASS_Test_Data/2015/2015-41-041-V1.pdf	2015-41-041-V1

The ribbon menu includes the following options: FILE, HOME, Injury, New Tab, INSERT, PAGE LAYOUT, FORMULAS, DATA, REVIEW, VIEW, DEVELOPER. The HOME ribbon is active, showing options for Clipboard, Font, Alignment, Number, Styles, Cells, and Editing. The 'Create hyperlinks' button is highlighted with a red box.



EDR_Master_File_2017-08-20.xlsm.VBAProject - LibreOffice Basic

File Edit View Run Dialog Tools Window Help

[EDR_Master_File_2017-08-20.xlsm].VI

Object Catalog

- My Macros & Dialogs
 - Standard
 - Module1
- LibreOffice Macros & Dialogs
- EDR_Master_File_2017-08-20.xlsm
 - Standard
 - VBAProject
 - Document Objects
 - Forms
 - Modules
 - Class Modules

```
75 LastRow = .Cells(.Rows.Count, "A").End(xlUp).Row
76 End With
77
78 Do While N > 0 And N < LastRow + 1
79
80 ' Get the File Name from column A in the current row (e.g. 2000-02-130-v1.PDF)
81
82 case_id = Range("A" & CStr(N)).Value
83
84 If Mid(case_id, 14, 1) = "1"
85
86 ' Case ID number is 1
87 ' Create a CDR report
88
89 cdr_report_no = Mid(case_id, 14, 2)
90
91 Else
92
93 ' Handle more than nine cases per year (e.g. 2000-02-130-v10)
94 ' assuming that any such CDR reports will be numbered "v10"
95 ' Create a CDR report file name in the form 2000-02-130-v10
96
97 cdr_report_no = Mid(case_id, 1, 13) + Mid(case_id, 14, 2)
98
99 End If
100
101 ' Determine the year of the NASS case
102 case_year = Evaluate(Mid(case_id, 1, 4))
103
```


BASIC runtime error.
'1'
Type: com.sun.star.uno.RuntimeException
Message:
OK

Watch:

Variable	Value	Type
----------	-------	------

calls:

case_year = Evaluate(Mid(case_id, 1, 4))



- AppDB
- Home
- Screenshots
- Browse Apps
- Browse by Developer
- Top 25
- Submit App
- Help
- Statistics
- Operating systems (846)
- Contact Us

- User Menu
- Log in
- Register

Category: [Main](#) → [Productivity](#) → [Spreadsheet](#) → [Microsoft Excel](#)

Microsoft Excel



[View Screenshots](#)

Microsoft Excel is a **spreadsheet** developed by **Microsoft** for **Windows**, **macOS**, **Android** and **iOS**. It features calculation, graphing tools, **pivot tables**, and a **macro** programming language called **Visual Basic for Applications**. It has been a very widely applied spreadsheet for these platforms, especially since version 5 in 1993, and it has replaced **Lotus 1-2-3** as the industry standard for spreadsheets. Excel forms part of **Microsoft Office**.

Native alternatives for non-windows platforms

- [OpenOffice Calc](#)
- [Gnumeric](#)

For more details and user comments, view the versions of this application

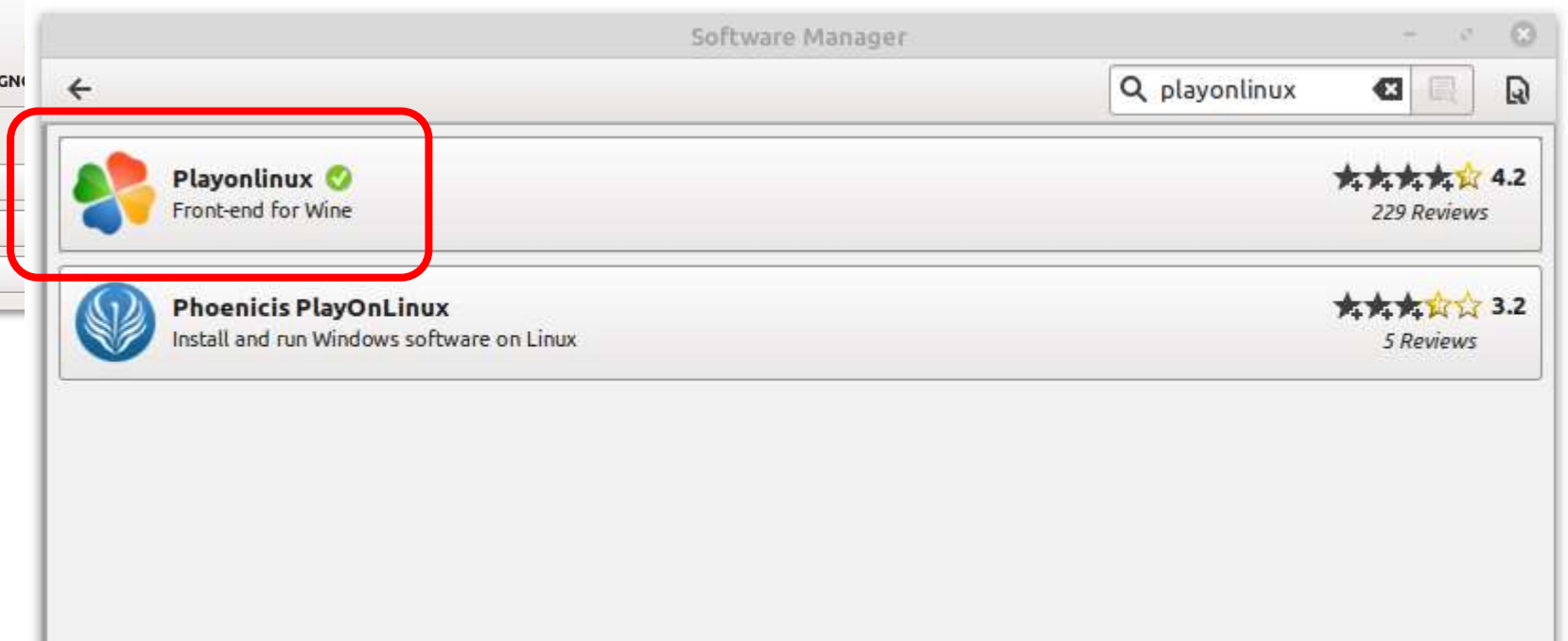
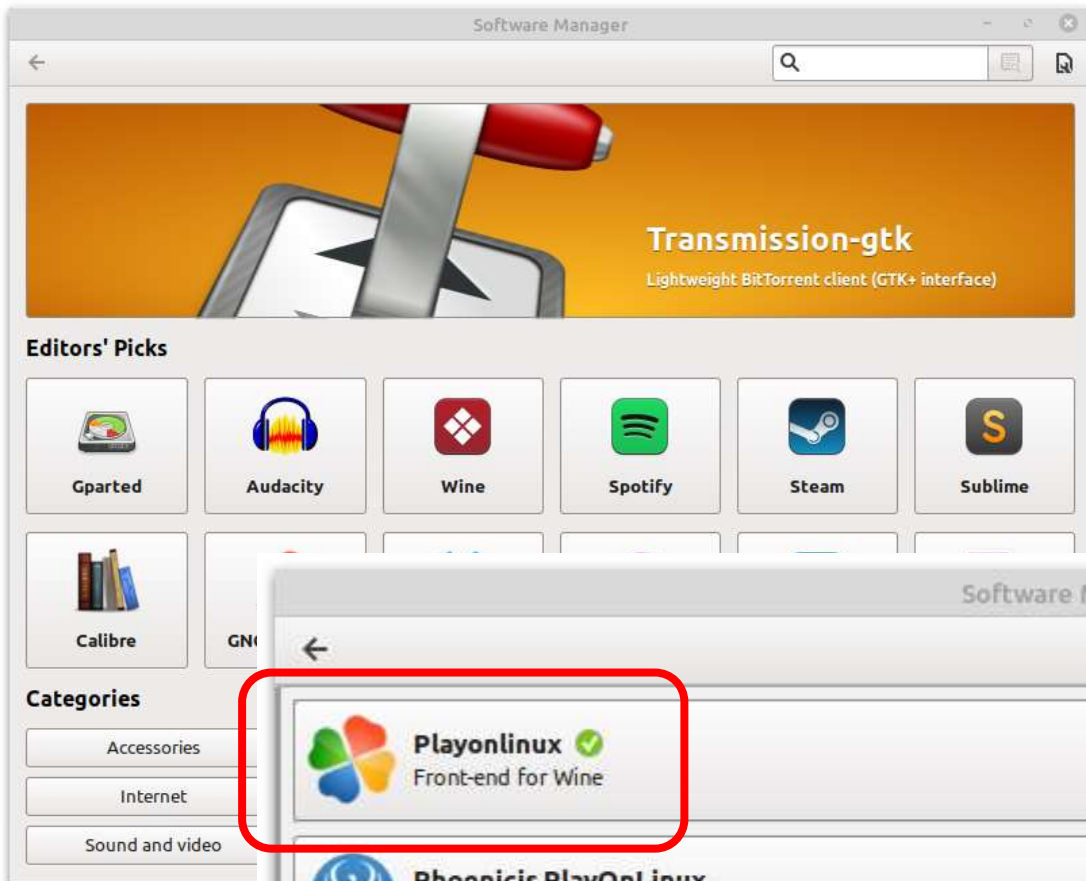
Application Details:

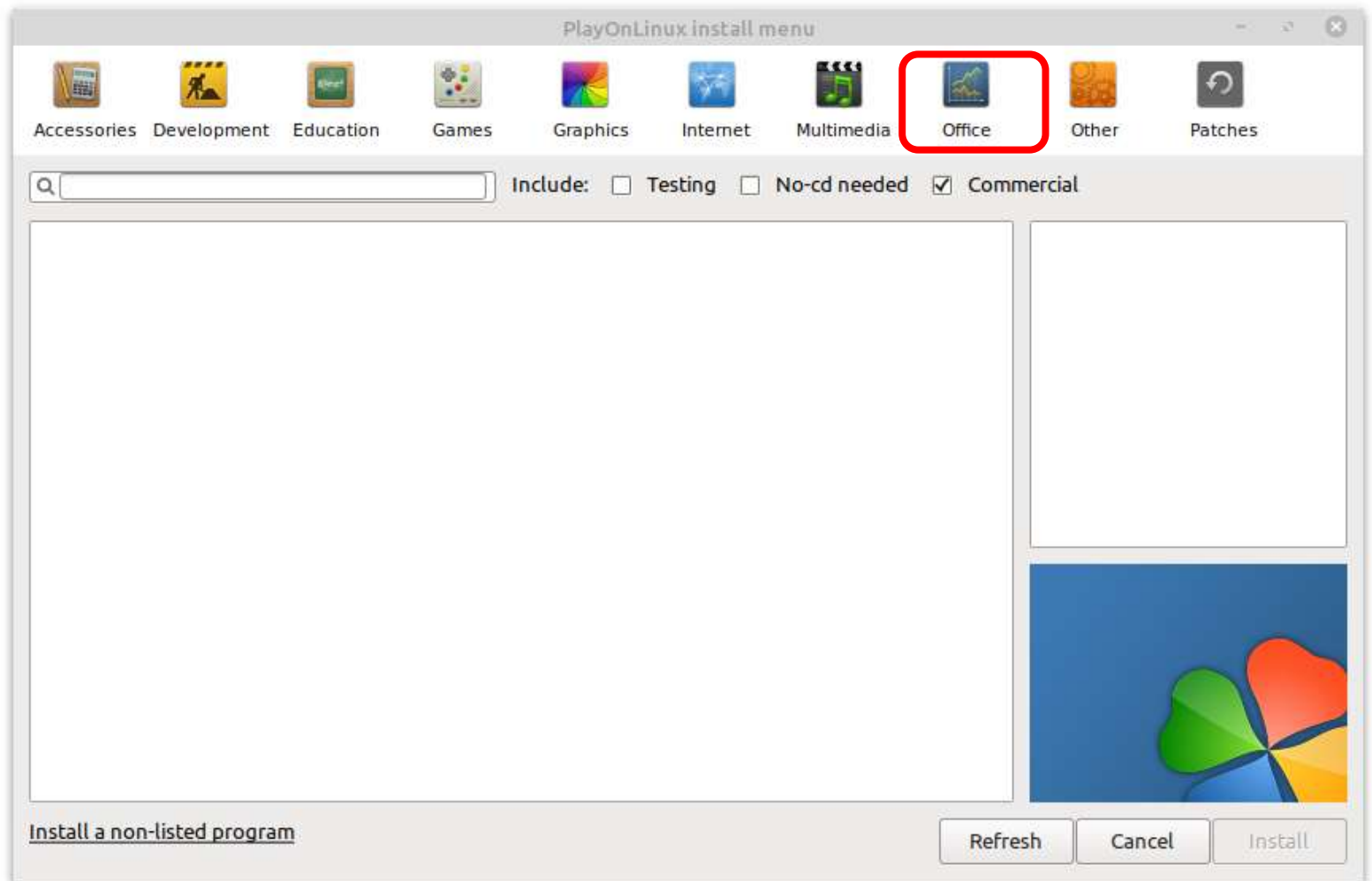
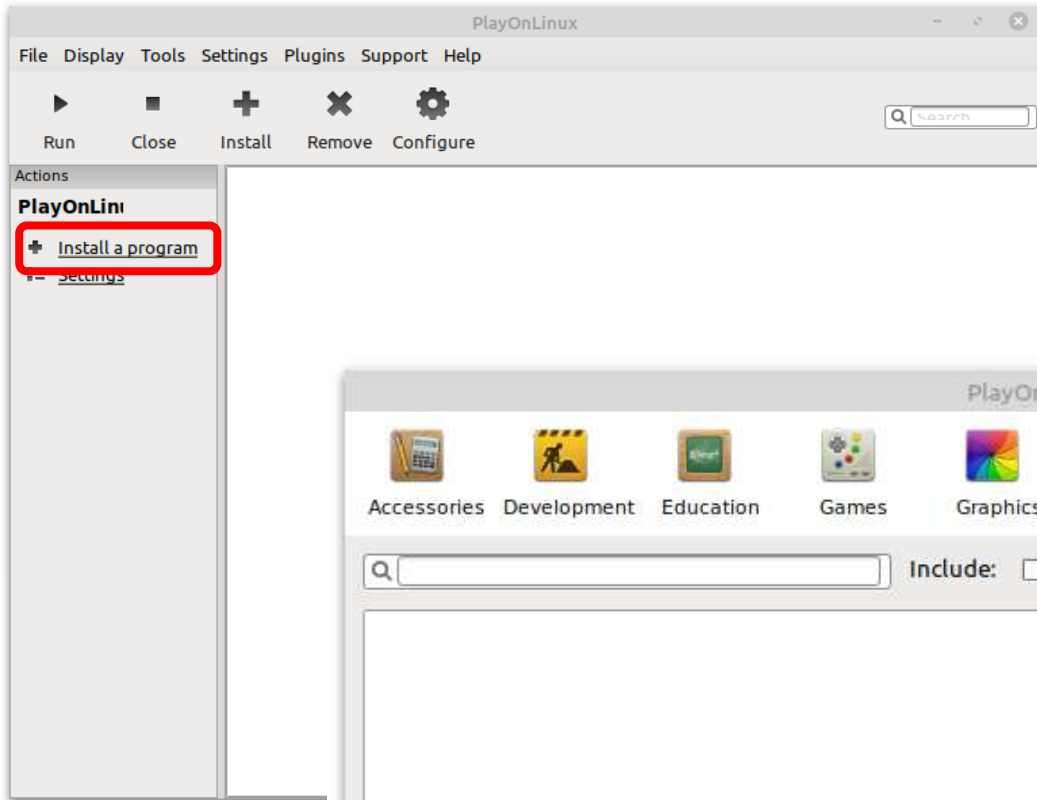
Developer: [Microsoft](#)
URL: <http://www.microsoft.com/excel...>

Super Maintainers: [About Maintainership](#)

- [Bartosz Kosiorek](#) Be a super maintainer

Version	Description	Latest Rating	Latest Wine version tested	Test results	Comments
'95	version 95 of this popular office spreadsheet application.	Gold	1.1.39	2	0
'97	Version 97 of this popular office spreadsheet application.	Silver	1.5.26	5	0
2000	Part of Office 2000.	Silver	2.5	2	1
2002 (XP)	Is the version that comes with 2002 (XP)	Garbage	1.0.1	1	0
2003	Part of Office 2003.	Platinum	2.2	16	0
2007	Part of Microsoft Office 2007	Bronze	2.11	19	1
2010 (32-bit)	Part of Office 2010	Silver	1.9.11	12	1
2013	Part of Office 2013	Bronze	4.0-rc3	6	0
2016 (32-bit)	Part of Office 2016.	Gold	3.0	2	0
4.0	Version from the early Caveman Era. 16-bit. Works with Windows 3.1. Copyright 1985-1992.	Garbage	1.1.44	1	0





PlayOnLinux install menu

- Accessories
- Development
- Education
- Games
- Graphics
- Internet
- Multimedia
- Office
- Other
- Patches

Q

Include: Testing No-cd needed Commercial ★★★★★

- Evolution 4
- LibreOffice 4
- LibreOffice 5
- Microsoft Excel Viewer
- Microsoft Money 2003
- Microsoft Money 2004
- Microsoft Money 2005
- Microsoft Office 2000
- Microsoft Office 2003
- Microsoft Office 2007
- Microsoft Office 2010
- Microsoft Office 2016 (method B)
- Microsoft Project 2010
- Microsoft Visio 2010
- Microsoft Word Viewer 2003

These components don't work :

- Microsoft Office Access 2007
- Microsoft Office Groove 2007
- Microsoft Office Outlook 2007



[Install a non-listed program](#)

- Refresh
- Cancel
- Install



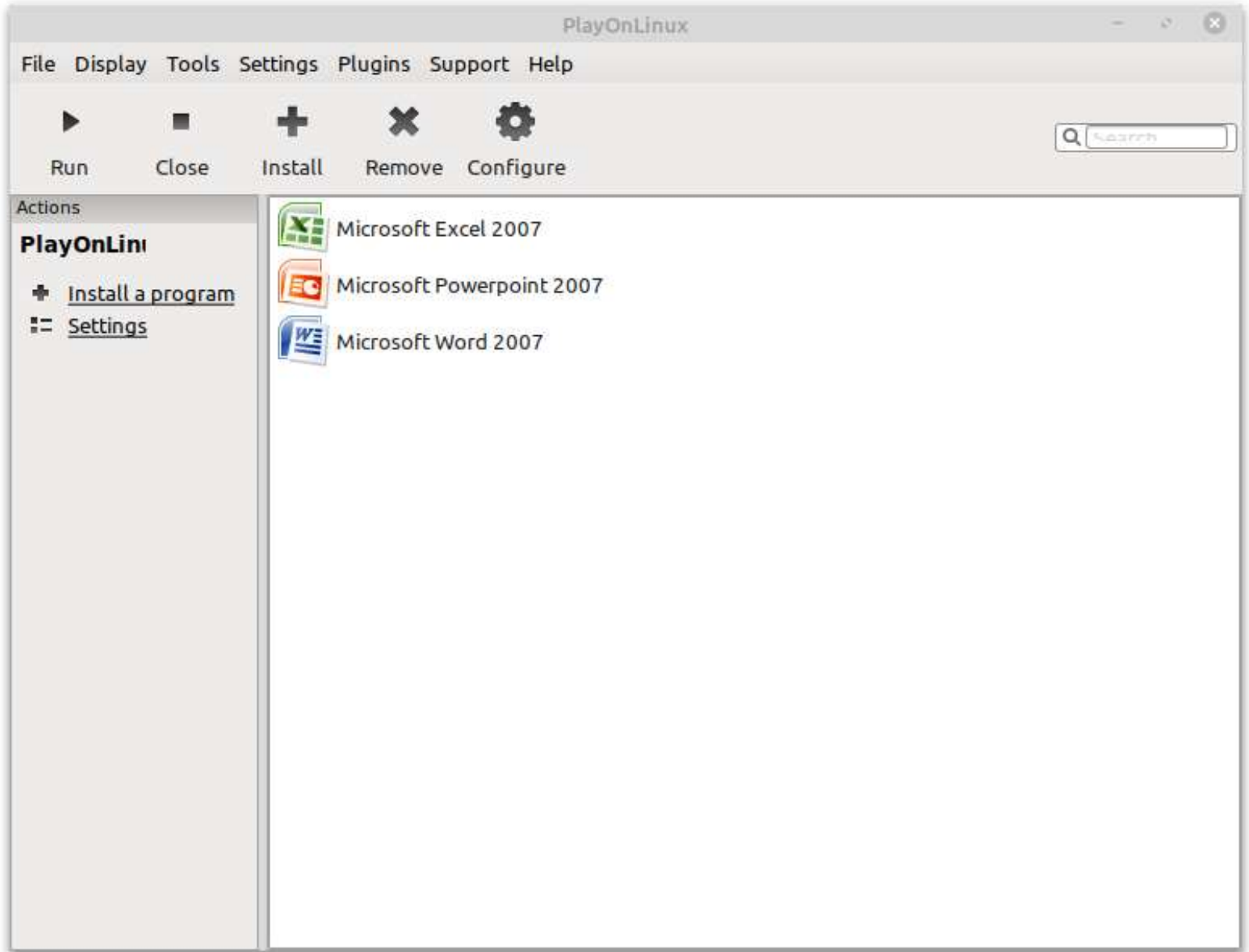
Microsoft Office Home and Student 2007 has been successfully installed.

Visit Microsoft Office Online to get free product updates, help, and online services.

[Go to Office Online](#)

[Close](#)







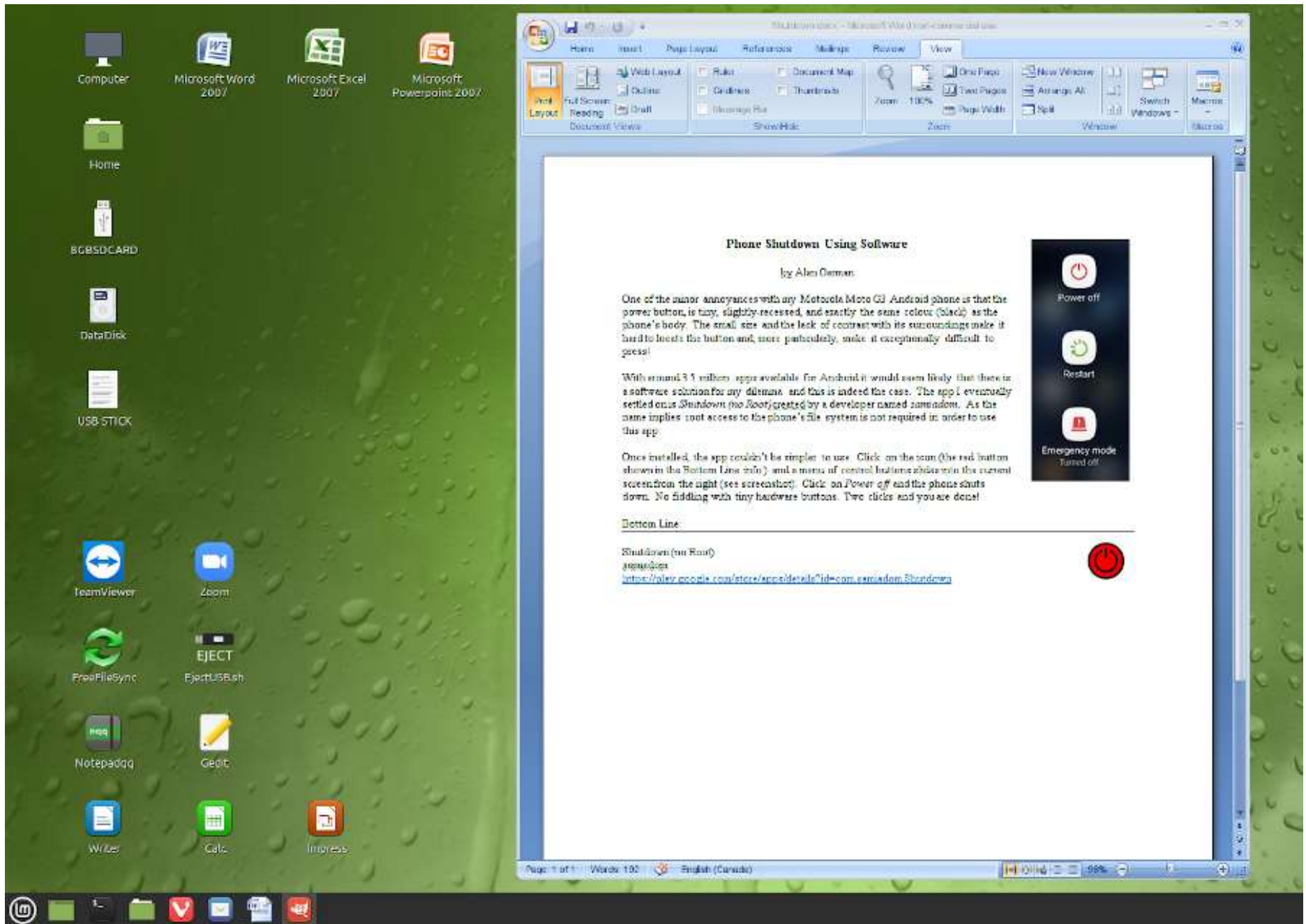
DataDisk

Application menu interface with search bar and category list.

- All Applications
- Accessories
- Games
- Graphics
- Internet
- Office
- Other
- Programming
- Sound & Video
- Wine
- Administration
- Preferences
- Places
- Recent Files
- Calendar
- LibreOffice
- LibreOffice Base
- LibreOffice Calc
- LibreOffice Draw
- LibreOffice Impress
- LibreOffice Math
- LibreOffice Writer
- Microsoft Excel 2007
- Microsoft Powerpoint 2007
- Microsoft Word 2007
- PDFsam Basic

Microsoft Excel 2007
PlayOnLinux





Computer



Microsoft Word 2007



Microsoft Excel 2007



Microsoft PowerPoint 2007



Home



BGSDCARD



DataDisk



USB STICK



TeamViewer



Zoom



FreeFileSync



EJECT
EjectUSB.sh



Notepadqq



Gedit



Writer



Calc



Impress

Shutdown (no Root) - Microsoft Word 2007 - Canadian

Home Insert Page Layout References Mailings Review View

Full Screen Reading Draft Document Views Show/Hide

Web Layout Outline Message Bar

Rules Document Map Gridlines Thumbnails Message Bar Show/Hide

Zoom 100% One Page Two Pages Page Width

New Window Arrange All Split

Switch Windows Macros

Phone Shutdown Using Software

by Alan Geman



One of the minor annoyances with my Motorola Moto G3 Android phone is that the power button, is tiny, slightly recessed, and exactly the same colour (black) as the phone's body. The small size and the lack of contrast with its surroundings make it hard to locate the button and, more particularly, make it exceptionally difficult to press!

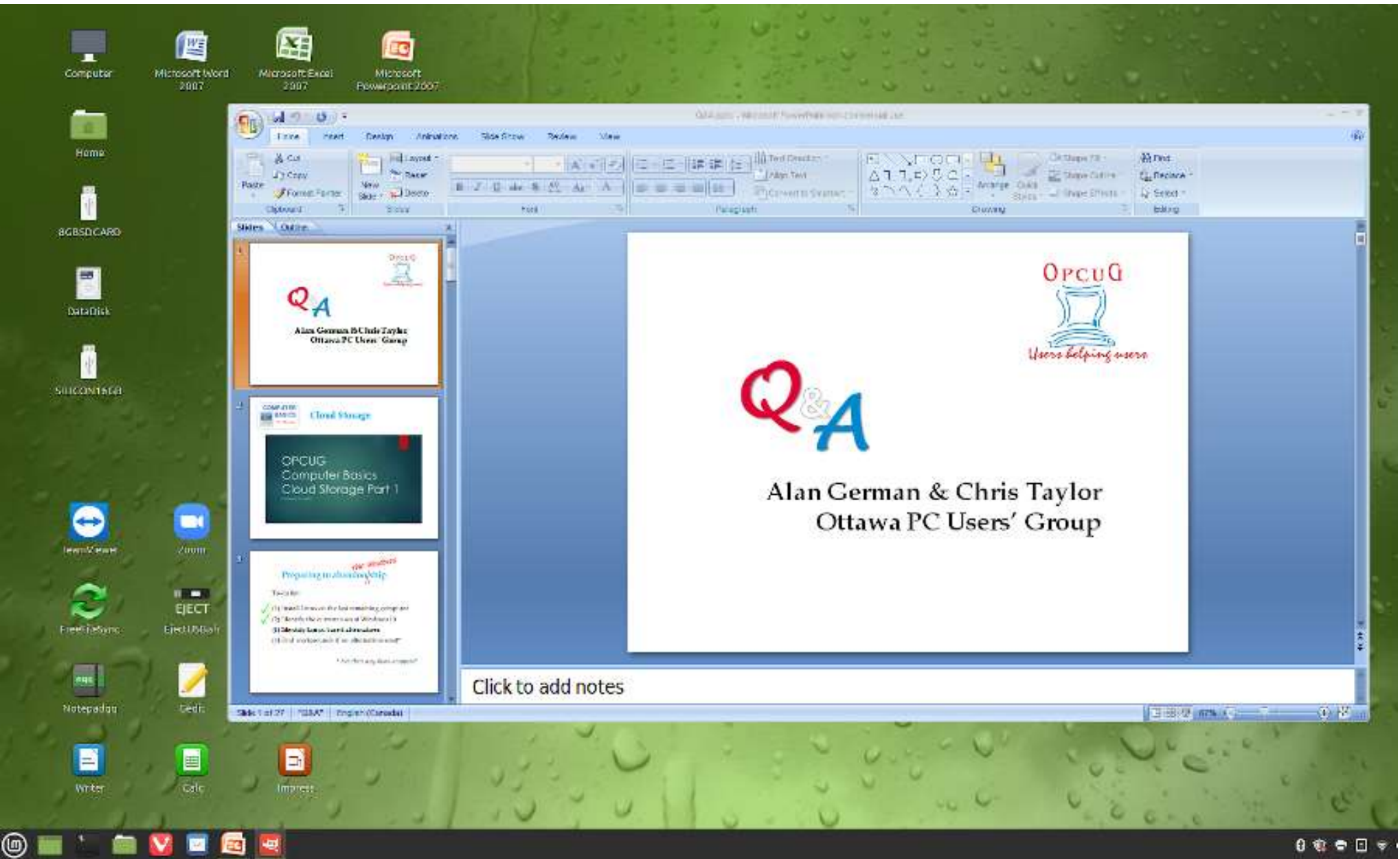
With around 3.1 million apps available for Android it would seem likely that there is a software solution for any dilemma, and this is indeed the case. The app I eventually settled on is *Shutdown (no Root)* created by a developer named *gamaidom*. As the name implies root access to the phone's file system is not required in order to use this app.

Once installed, the app couldn't be simpler to use. Click on the icon (the red button shown in the Bottom Line info) and a menu of control buttons slides into the current screen from the right (see screenshot). Click on *Power off* and the phone shuts down. No fiddling with tiny hardware buttons. Two clicks and you are done!

Bottom Line

Shutdown (no Root)
gamaidom
<https://play.google.com/store/apps/details?id=com.gamaidom.Shutdown>







Computer



Microsoft Word 2007



Microsoft Excel 2007



Microsoft Powerpoint 2007



Home



BCBSOCARD



DataDisk



TeamViewer



Zoom



FreeFileSync



EJECT
EjectUSB.sh



Notepad++



Gedit



Writer



Calc



Impress

EDR_Monitoring_Test_data - Microsoft Excel non-commercial use

Home Insert Page Layout Formulas Data Review View

Clipboard Font Alignment Number Conditional Formatting Styles Cells Editing

A15

1	Name of the web server folder:	http://www.dgsafety.com/EDR_NASS_Test_Data/				
2	Name of the local hard drive folder:	/media/DataDisk/EDR_NASS_Test_Data/				
3	Check that EDR Report files exist =	Yes				
4						
5						
6						
7						
8						
9						
10	File Name	URL for Web Server	View Web EDR Report	View Supplementary Web EDR Report	Notes	View Local EDR
11	2010-02-002-v1					
12	2013-05-006-v2					
13	2014-08-002-V1					
14	2015-01-041-V1					
15						
16						
17						
18						
19						
20						
21						
22						
23						
24						
25						
26						
27						
28						
29						
30						

Remove filenames Remove hyperlinks Create hyperlinks Double check link

Ready



EDR_Master_File_test.xlsm - Microsoft Excel non-commercial use

Home Insert Page Layout Formulas Data Review View Developer

Visual Basic Macros Record Macro Use Relative References Macro Security Code

Insert Design Mode Properties View Code Run Dialog Controls

Source Map Properties Import Expansion Packs Export Refresh Data XML

A12 2010-02-002-v1


File Name	URL for Web Server	View Web EDR Report
2010-02-002-v1	http://www.djdsafety.com/EDR_NASS_Test_Data/2010/2010-02-002-v1.pdf	HYPERLINK NOT FOUND

Remove filenames Remove hyperlinks Create hyperlinks Double check link

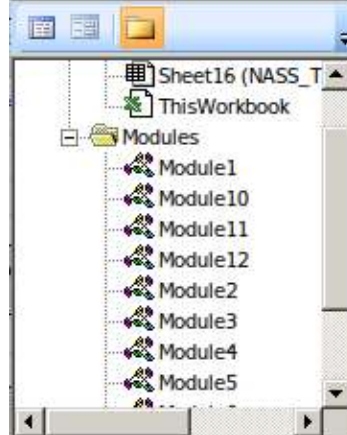
Microsoft Excel
Processing complete with 1 errors
OK

NASS_Test_Files

Ready 90%



Project - VBAProject



Properties - Module7

Module7 Module

Alphabetic Categorized

(Name) Module7

EDR_Master_File_test.xlsm - Module7 (Code)

(General)

URLexists

```
        MsgBox ("Processing completed successfully with no file checking")
    End If
End If

Hell:

End Sub

Function URLEXISTS(url As String) As Boolean
    Dim Request As Object
    Dim ff As Integer
    Dim rc As Variant

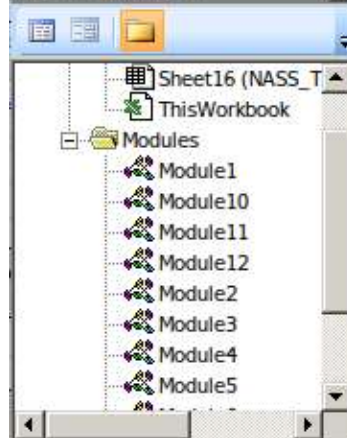
    On Error GoTo EndNow
    Set Request = CreateObject("WinHttp.WinHttpRequest.5.1")

    With Request
        .Open "GET", url, False
        .Send
        rc = .StatusText
        rc = "OK"
    End With
    Set Request = Nothing
    If rc = "OK" Then URLEXISTS = True

    Exit Function
EndNow:
'MsgBox "Error (" & Err.Number & "): " & Err.Description, vbCritical, "Error"
End Function
```

rc = "OK"

Project - VBAProject



Properties - Module7

Module7 Module

Alphabetic Categorized

(Name) Module7

EDR_Master_File_test.xlsm - Module7 (Code)

(General)

URLexists

```
        MsgBox ("Processing completed successfully with no file checking")
    End If
End If

Hell:

End Sub

Function URLexists(url As String) As Boolean
    Dim Request As Object
    Dim ff As Integer
    Dim rc As Variant

    On Error GoTo EndNow
    Set Request = CreateObject("WinHttp.WinHttpRequest.5.1")

    With Request
        .Open "GET", url, False
        .Send
        rc = .StatusText
        rc = "OK"
    End With
    Set Request = Nothing
    If rc = "OK" Then URLexists = True

    Exit Function
EndNow:
'MsgBox "Error (" & Err.Number & "): " & Err.Description, vbCritical, "Error"
End Function
```

rc = "OK"

If rc = "OK" Then URLexists = True

Microsoft Visual Basic - EDR_Master_File_test.xlsm

File Edit View Insert Format Debug Run Tools Add-Ins Window Help

Type a question for help

Ln 66, Col 35

Project - VBAProject

Modules

- Module1
- Module10
- Module11
- Module12
- Module2
- Module3
- Module4
- Module5
- Module6
- Module7

Properties - Module7

Module7 Module

Alphabetic Categorized

(Name) Module7

EDR_Master_File_test.xlsm - Module7 (Code)

(General) create_hyperlinks_NASS

```
Function URLEXISTS(url As String) As Boolean
    Dim Request As Object
    Dim ff As Integer
    Dim rc As Variant

    On Error GoTo EndNow
    Set Request = CreateObject("WinHttp.WinHttpRequest.5.1")

    With Request
        .Open "GET", url, False
        .Send
        rc = .StatusText
    End With
    Set Request = Nothing

    ' If rc = "OK" Then URLEXISTS = True
    If Instr(rc, "OK") <> 0 Then URLEXISTS = True

    Exit Function
EndNow:
'MsgBox "Error (" & Err.Number & "): " & Err.Description, vbCritical, "Error"
End Function
```

If Instr(rc, "OK") <> 0

EDR_Master_File_test.xlsm - Microsoft Excel non-commercial use

Home Insert Page Layout Formulas Data Review View Developer

Visual Basic Macros Record Macro Use Relative References Macro Security Code

Insert Design Mode Properties View Code Run Dialog Controls

Source Map Properties Expansion Packs Refresh Data Import Export XML

F11 fx 2010-02-002-v1

1	Name of the web server folder:	http://www.djdsafety.com/EDR_NASS_Test_Data/	
2	Name of the local hard drive folder:	/media/DataDisk/EDR_NASS_Test_Data/	
3	Check that EDR Report files exist =	Yes	
4			
5			
6	Remove filenames	Remove hyperlinks	Create hyperlinks
7			Double check link
8			
9			
10	File Name	URL for Web Server	View Web EDR Report
11	2010-02-002-v1	http://www.djdsafety.com/EDR_NASS_Test_Data/2010/2010-02-002-v1.pdf	2010-02-002-v1
12			
13			
14			
15			
16			
17			
18			
19			
20			
21			
22			
23			
24			
25			
26			
27			
28			
29			
30			

Microsoft Excel
Processing completed successfully
OK

NASS_Test_Files

Ready 90%

Home Insert Page Layout Formulas Data Review View

Clipboard Font Alignment Number Conditional Formatting Styles Cells

Times New Rom: 11 A A

Wrap Text Merge & Center

General \$ % .00 .00

Insert Delete Format

Sort & Filter Find & Select

A15

	A	B	C
1	Name of the web server folder:	http://www.djdsafety.com/EDR_NASS_Test_Data/	
2	Name of the local hard drive folder:	/media/DataDisk/EDR_NASS_Test_Data/	
3	Check that EDR Report files exist =	Yes	
4			
6	Remove filenames	Remove hyperlinks	Create hyperlinks
7			Double check link
8			
9			

	File Name	URL for Web Server	View Web EDR Report
10			
11	2010-02-002-v1		
12	2012-05-006-v2		
13	2014-49-015-V2		
14	2015-41-041-V1		
15			
16			
17			
18			
19			
20			
21			
22			
23			
24			
25			
26			
27			
28			



EDR_Master_File_test.xlsx - Microsoft Excel non-commercial use

Home Insert Page Layout Formulas Data Review View


Clipboard Font Alignment Number Styles Cells Editing

2010-02-002-v1


File Name	URL for Web Server	View Web EDR Report
2010-02-002-v1	http://www.djdsafety.com/EDR_NASS_Test_Data/2010/2010-02-002-v1.pdf	2010-02-002-v1
2012-05-006-v2	http://www.djdsafety.com/EDR_NASS_Test_Data/2012/2012-05-006-v2.pdf	2012-05-006-v2
2014-49-015-V2	http://www.djdsafety.com/EDR_NASS_Test_Data/2014/2014-49-015-V2.pdf	2014-49-015-V2
2015-41-041-V1	http://www.djdsafety.com/EDR_NASS_Test_Data/2015/2015-41-041-V1.pdf	2015-41-041-V1

Microsoft Excel
Processing completed successfully
OK

NASS_Test_Files



- ✓ • Microsoft Word (correspondence, newsletter articles, Treasurer's reports)
- ✓ • Microsoft Excel (macro programming)
- ✓ • Microsoft PowerPoint (Q&A sessions)
- ✓ • Text editor (Notepad++)
- ✓ • Disk image backups (Macrium Reflect)
- ✓ • Digital image management (FastStone Image Viewer)
- ✓ • File search (Everything)
- ✓ • HTML editor (Homesite)
- Garmin GPS (MapSource)
- Income tax preparation (Taxman)
- Bosch Crash Data Retrieval Tool (CDR)



Alternatives



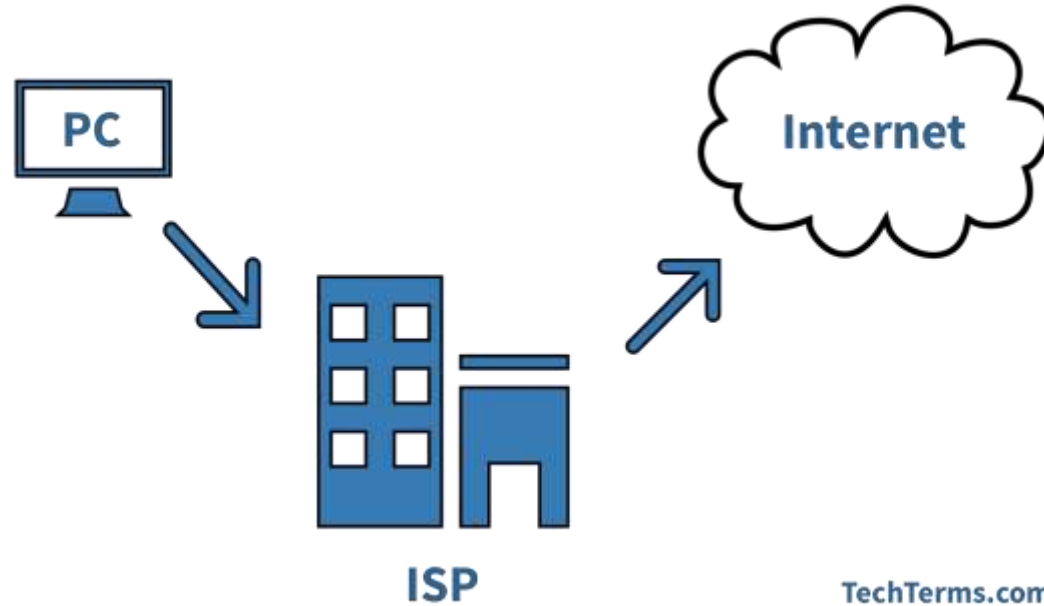


How to prevent hacking

- How can I protect myself from having my computer hacked?
- Is there any software available?
- Is it a problem for Bell Canada to protect their customers?
- My computer has been hacked once
- Any suggestions?



A Why doesn't my ISP protect me?



- Your ISP's job:
 - provide you with a connection to the Internet
 - transport your traffic
- It is your job to protect your computer

A Security at the OPCUG

- OPCUG Fraud Watch <https://opcug.ca/fraud-watch/>
- OPCUG main meetings <https://opcug.ca/past-presentations/>
 - Security layers 2021-12
 - Windows Firewall Control (Members' Favourites 2021-09)
 - Keeping passwords safe 2021-03
 - Scam avoidance and trust 2019-11
 - Effective backup strategies 2019-05
 - Multi-factor authentication 2019-03
 - Password phrasing 2018-11
- Newsletter <https://opcug.ca/newsletters/>
 - many issues have articles on computer security
- Q&A <https://opcug.ca/qa-topics/>
 - look for topics on security, backup, anti-virus, AV, controlled folder access, protection, security audits, updating, ransomware, etc.

A Main security measures

- Anti-virus
- Firewall
- Keep software up-to-date
- Anti-spyware
- Identity management

- ...and backup
 - for when the others fail!





Which VPN?

- There is a ton of information on VPN's on the Internet with regards to their use, ratings, pricing, etc.
- Everyone has the best (or say they do)!
- Who is using one?
- Which VPN do you use?
- What do you use it for?
- Are you satisfied and would you recommend your provider?



A

NordVPN or ExpressVPN

- I've used NordVPN with good results
- In any comparison of VPN's, NordVPN is always in the top five, and often number one
- The same goes for ExpressVPN, also highly rated
- I switched to Avast SecureLine VPN a couple of years ago (it came free with the Avast Ultimate package now called Avast One)
- However, I find it flakey so I'm going to switch back to NordVPN
- Both Nord and Express have Christmas special deals right now

- I use a VPN pretty much whenever I'm on the internet, mostly for security and privacy reasons
- As Tom Trottier noted at last week's meeting, you need security in layers; and a VPN is an extra layer
- I occasionally use it for accessing Internet services not available in Canada (so called 'Geo Hopping')
- I disconnect Avast SecureLine VPN for Zoom due to speed and bandwidth issues
- I'm looking forward to seeing if this is an issue when I switch back to NordVPN



- Some websites don't work properly with a VPN
- At various times I've had problems with Costco, Loblaws, Home Depot and a few others (although Costco is OK now)
- I've come across a couple of sites that detected I was using a VPN and told me to turn it off if I wanted to connect
- Sites that ask to know your location will get the wrong info, if you use a VPN, especially if you're geo hopping





Scripts/Programs to Compress PDF files

- Useful for email/web/archiving
 - save time/space
- Well known GhostScript method
 - but uses lots of fancy parameters in the call
- Investigations / trials presented on Linux-Ottawa
 - <https://wiki.linux-ottawa.org/lib/exe/fetch.php?media=wiki:presentations:2021:compressingpdf.pdf>
- Basic method verified on Windows
 - CMD.EXE window
- But...



John Nash, nashjc@ncf.ca

- GhostScript bash script in Linux does NOT return non-zero when GhostScript gets an error
 - cause likely non-standard or corrupted PDF
 - about 40 of 4500 PDFs in a directory tree had such issues in a test
 - in Linux have to work to trap and avoid errors
 - particularly don't want to save a corrupted file
- Anyone willing to Google Meet / Zoom
 - try to get Windows version working with error trapping

John Nash, nashjc@ncf.ca



**Any other:
Questions
Comments
Shares?**

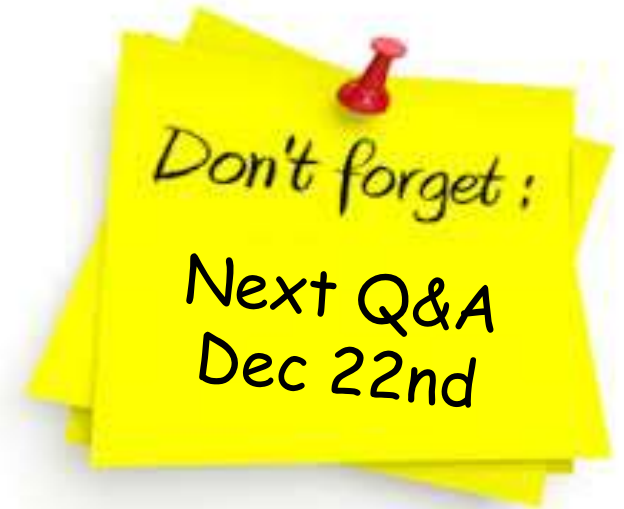
Two Good to Miss!

- Join OPCUG before March 31st
- Pay the annual membership fee of \$20.00
- Receive a free-year's membership

**Two years for
the price of one!**

<https://opcug.ca/join-or-renew/>





**Send your questions,
answers, and topics
you wish to share to:**

SuggestionBox@opcug.ca

