



Q&A

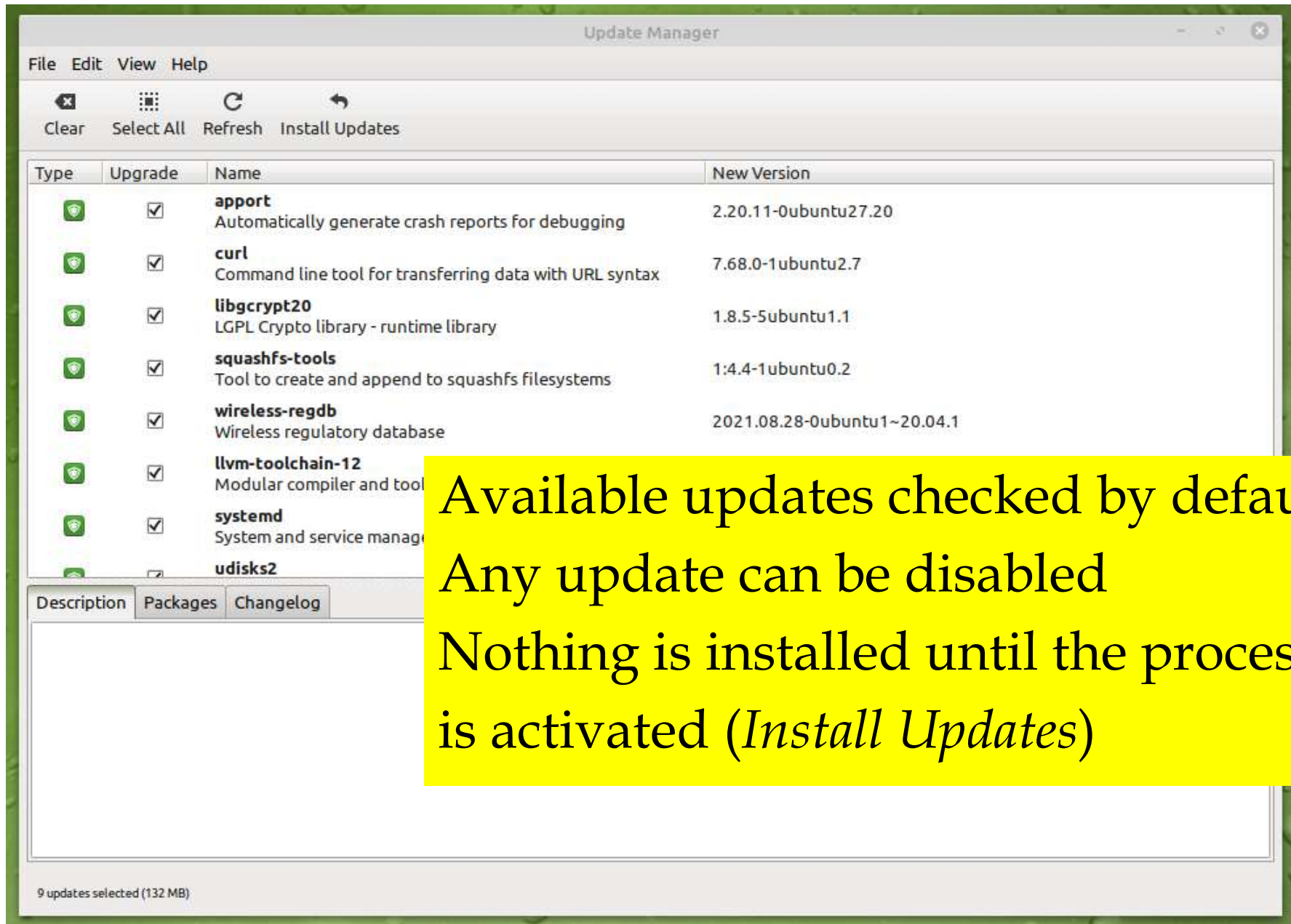
**Alan German & Chris Taylor
Ottawa PC Users' Group**

Updating Linux

- The update process for Linux is similar to that for Windows 10 but is not automatic
- Notification of available updates is provided by an icon on the panel (task bar)



- This opens the *Update Manager* where the user can control the process

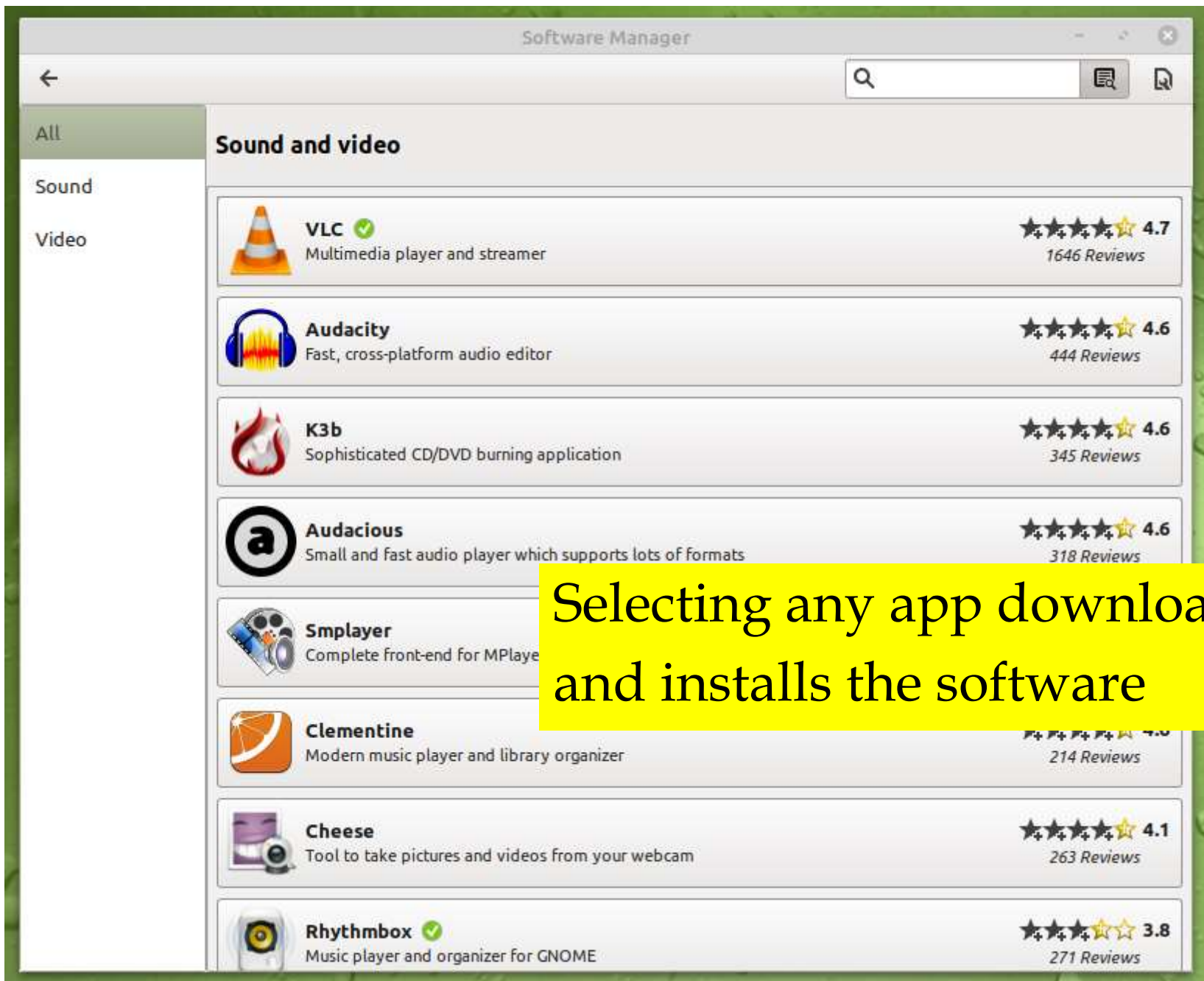


Available updates checked by default
Any update can be disabled
Nothing is installed until the process
is activated (*Install Updates*)

Installing software

- Many programs come bundled with the OS as part of the Linux distribution (distro)
- Additional software is available in an on-line repository accessed through the built-in *Software Manager*





Selecting any app downloads and installs the software


Preparing to abandon ~~ship~~ ^{the windows}

To-do list:



- ✓ (1) Install Linux on the last remaining computer
- (2) Identify the current uses of Windows 10**
- (3) Identify Linux-based alternatives
- (4) Find workarounds if no alternatives exist*

** Are there any show-stoppers?*

- E-mail (Thunderbird)
- Browser (Vivaldi)
- Video conferencing (Zoom)
- Password Manager (KeePass)
- File Synchronization (FreeFileSync)
- Image editor (Gimp)
- PDF file management (PDFsam)
- FTP (Filezilla)
- Remote control software (TeamViewer)



- E-mail (Thunderbird)
- Browser (Vivaldi)
- Video conferencing (Zoom)
- Password Manager (KeePass)
- File Synchronization (FreeFileSync)
- Image editor (Gimp)
- PDF file management (PDFsam)
- FTP (Filezilla)
- Remote control software (TeamViewer)



*All of this software has
versions for Linux*



- Microsoft Word (correspondence, newsletter articles, Treasurer's reports)
- Microsoft Excel (macro programming)
- Microsoft PowerPoint (Q&A sessions)
- Text editor (Notepad++)
- Disk image backups (Macrium Reflect)
- Digital image management
 - (FastStone Image Viewer)
- File search (Everything)
- HTML editor (Homesite)
- Garmin GPS (MapSource)
- Income tax preparation (Taxman)
- Bosch Crash Data Retrieval Tool (CDR)



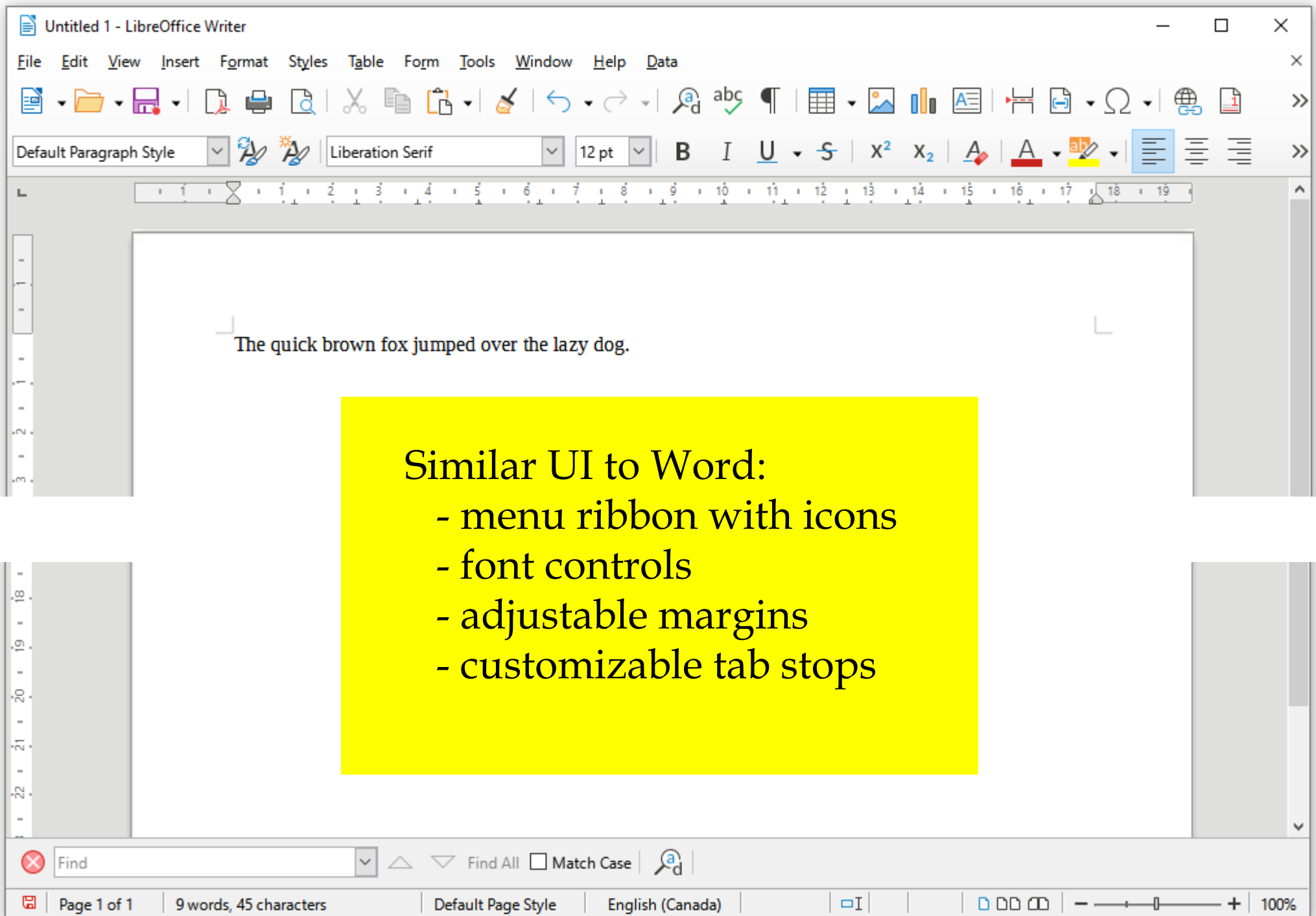
Alternatives



Word Processor

- Writer (LibreOffice)
- Open source
- Bundled with many Linux distros
- Current Version 7.2.0
- Supports .doc and .docx





Which is MS Word and which is LibreOffice Writer?



Ottawa PC Users' Group, Inc.
622 Glenhurst Crescent
Ottawa, ON K1J 7B7
Tel: (613) 747-9668
E-mail: alan.german@opcug.ca
Web Site: <http://opcug.ca>

Joe User
24 Sussex Drive
Ottawa, ON K1N 6Z4

March 16, 2018

Dear Joe:

Further to our discussion by E-mail relating to the over-payment on your registration to OPCUG's Beginners' Workshop, please find enclosed our cheque in the amount of \$ 15.00 as a refund of your inadvertent double payment of the registration fee.

Sincerely yours

Alan German
OPCUG Treasurer



Ottawa PC Users' Group, Inc.
622 Glenhurst Crescent
Ottawa, ON K1J 7B7
Tel: (613) 747-9668
E-mail: alan.german@opcug.ca
Web Site: <http://opcug.ca>

Joe User
24 Sussex Drive
Ottawa, ON K1N 6Z4

March 16, 2018

Dear Joe:

Further to our discussion by E-mail relating to the over-payment on your registration to OPCUG's Beginners' Workshop, please find enclosed our cheque in the amount of \$ 15.00 as a refund of your inadvertent double payment of the registration fee.

Sincerely yours

Alan German
OPCUG Treasurer

Cx_File_Explorer.docx - Word

FILE HOME INSERT DESIGN PAGE LAYOUT REFERENCES MAILINGS RE

1 2 3 4 5 6 7 8 9 10 11 12 13 14 15 16 17 18 19


Another File Explorer for Android

By Alan German

For some time my preferred file management app for Android was Asus File Manager; however, for some reason this app has been dropped from Google's Play Store and, in addition, seems to be no longer listed by ASUS Computer Inc, the app's developer. While an APK (installation) file for this program can be downloaded from a number of third-party web sites, I'm not sure that I have complete trust in such sources.

The X-Plore File Manager functioned well for exploring and managing files on my rooted phone but I missed the simple interface of the Asus utility. Looking through various on-line reviews and the file managers currently available in the Play Store led me to Cx File Explorer.

The good news is that this is a free app and does not display advertisements. It gets good reviews from a number of on-line sources, including Android Authority and Lifewire, and has a high rating (4.8/5 based on more than 140,000 reviews) in the Play Store. The (somewhat) bad news is that the developer chooses to remain anonymous, with no web site, and just a Gmail address for support.



The likely upside was enough for me to give the app a try and I have to say that I am very impressed by the quality and functionality of the software. In particular, the user interface is very reminiscent of Asus File Manager.

The screenshot shows the program's main window which, by default, displays information on the usage of the phone's internal storage (in the blue panel at the top of the screen), and a set of icons (in the lower portion of the screen) that can be used to navigate to show the contents of the main storage, external micro-SD card, Downloads folder, etc.

Note the three horizontal dots in the centre of the display window. These indicate that additional pages are available for the top portion of the display such that, for example, swiping to the left on top of the screen brings up the information for the micro-SD card.

The LIBRARY tab features a set of icons to access documents, images, audio files, videos, and new files stored on the system. The NETWORK tab provides access to web-based services such as Dropbox and Google Drive, a local network, or FTP connections.

Clicking on the ANALYZE button for one of the storage devices produces a breakdown of the disk usage in categories such as images and documents; a list of apps that are using the greatest amounts of storage, and the space taken by cache files. A control button can be used to clear the cache.

The program has a number of settings that include specifying when a notification should indicate that the storage is nearly full, and the option to use the Recycle Bin when deleting files. A *Built-in apps* section shows that image, music and video players, and a text editor, are included in the app and all of these are enabled by default. I was pleased to discover that the built-in Image Viewer has very similar features to the Simple Gallery app that I normally use, which suggests that the latter may actually be redundant.

PAGE 1 OF 2 599 WORDS 67%

Cx_File_Explorer.docx - LibreOffice Writer

File Edit View Insert Format Styles Table Form Tools Window Help Data

Default Paragraph Style Times New Roman 12 pt B I U

2 1 2 3 4 5 6 7 8 9 10 11 12 13 14 15 16 17 18


Another File Explorer for Android

By Alan German

For some time my preferred file management app for Android was Asus File Manager; however, for some reason this app has been dropped from Google's Play Store and, in addition, seems to be no longer listed by ASUS Computer Inc, the app's developer. While an APK (installation) file for this program can be downloaded from a number of third-party web sites, I'm not sure that I have complete trust in such sources.

The X-Plore File Manager functioned well for exploring and managing files on my rooted phone but I missed the simple interface of the Asus utility. Looking through various on-line reviews and the file managers currently available in the Play Store led me to Cx File Explorer.

The good news is that this is a free app and does not display advertisements. It gets good reviews from a number of on-line sources, including Android Authority and Lifewire, and has a high rating (4.8/5 based on more than 140,000 reviews) in the Play Store. The (somewhat) bad news is that the developer chooses to remain anonymous, with no web site, and just a Gmail address for support.



The likely upside was enough for me to give the app a try and I have to say that I am very impressed by the quality and functionality of the software. In particular, the user interface is very reminiscent of Asus File Manager.

The screenshot shows the program's main window which, by default, displays information on the usage of the phone's internal storage (in the blue panel at the top of the screen), and a set of icons (in the lower portion of the screen) that can be used to navigate to show the contents of the main storage, external micro-SD card, Downloads folder, etc.

Note the three horizontal dots in the centre of the display window. These indicate that additional pages are available for the top portion of the display such that, for example, swiping to the left on top of the screen brings up the information for the micro-SD card.

The LIBRARY tab features a set of icons to access documents, images, audio files, videos, and new files stored on the system. The NETWORK tab provides access to web-based services such as Dropbox and Google Drive, a local network, or FTP connections.

Clicking on the ANALYZE button for one of the storage devices produces a breakdown of the disk usage in categories such as images and documents; a list of apps that are using the greatest amounts of storage, and the space taken by cache files. A control button can be used to clear the cache.

The program has a number of settings that include specifying when a notification should indicate that the storage is nearly full, and the option to use the Recycle Bin when deleting files. A *Built-in apps* section shows that image, music and video players, and a text editor, are included in the app and all of these are enabled by default. I was pleased to discover that the built-in Image Viewer has very similar features to the Simple Gallery app that I normally use, which suggests that the latter may actually be redundant.

Page 1 of 2 599 words, 3,501 characters Default Page Style 63%

Word

Treasurers_Report_2021_08_Aug.docx - Word

FILE HOME INSERT DESIGN PAGE LAYOUT REFERENCES MAILINGS REVIEW VIEW DEVELOPER

Treasurer's Report - August, 2021

MONTH	Balance	+Member	+Income	+Int	-PUB	-News	-fees
Jan21	17769.28	60.00	0.00	0.92	0.00	0.00	7.59
Feb21	17822.61	60.00	0.00	0.84	0.00	0.00	6.71
Mar21	17876.74	280.00	0.00	0.93	230.52	0.00	65.11
Apr21	17862.04	40.00	0.00	0.90	0.00	0.00	4.95
May21	17897.99	20.00	0.00	0.93	0.00	0.00	5.83
Jun21	17913.09	0.00	0.00	0.90	0.00	0.00	4.95
Jul21	17909.04	20.00	0.00	0.93	180.80	0.00	118.94
Aug21	17630.23	0.00	0.00	0.93	0.00	0.00	6.15
Sep21	17625.01						

Cash on Hand (End of August, 2021)

1000	Cash Account (TDCT)	1214.52
1100	Treasurers Report (TDCT)	16261.85

Treasurer's Report - August, 2021

MONTH	Balance	+Member	+Income	+Int	-PUB	-News	-fees
Jan21	17769.28	60.00	0.00	0.92	0.00	0.00	7.59
Feb21	17822.61	60.00	0.00	0.84	0.00	0.00	6.71
Mar21	17876.74	280.00	0.00	0.93	230.52	0.00	65.11

Treasurers_Report_2021_08_Aug.odt - LibreOffice Writer

File Edit View Insert Format Styles Table Form Tools Window Help Data



tab_format

Times New Roman

12 pt

B

I

U

~~S~~

x²

x₂

Create paragraph style for custom tabs

Treasurer's Report - August, 2021

MONTH	Balance	+Member	+Income	+Int	-PUB	-News	-fees
Jan21	17769.28	60.00	0.00	0.92	0.00	0.00	7.59
Feb21	17822.61	60.00	0.00	0.84	0.00	0.00	6.71
Mar21	17876.74	280.00	0.00	0.93	230.52	0.00	65.11
Apr21	17862.04	40.00	0.00	0.90	0.00	0.00	4.95
May21	17897.99	20.00	0.00	0.93	0.00	0.00	5.83
Jun21	17913.09	0.00	0.00	0.90	0.00	0.00	4.95
Jul21	17909.04	20.00	0.00	0.93	180.80	0.00	118.94
Aug21	17630.23	0.00	0.00	0.93	0.00	0.00	6.15
Sep21	17625.01						

Cash on Hand (End of August, 2021)

1000 Cash Account (TDCT) 1214.52

- ✓ Microsoft Word (correspondence, newsletter articles, Treasurer's reports)
- Microsoft Excel (macro programming)
- Microsoft PowerPoint (Q&A sessions)
- Text editor (Notepad++)
- Disk image backups (Macrium Reflect)
- Digital image management
 - (FastStone Image Viewer)
- File search (Everything)
- Garmin GPS (MapSource)
- Income tax preparation (Taxman)
- Bosch Crash Data Retrieval Tool (CDR)



Alternatives



GOOGLE GROUPS HOW-TO


- To subscribe to OPCUG-Announcements, send an email to;
opcug-announcements+subscribe@googlegroups.com
- To subscribe to OPCUG-Newsletter, send an email to;
opcug-newsletter+subscribe@googlegroups.com
- To subscribe to OPCUG-Member-Forum, send an email to;
opcug-member-forum+subscribe@googlegroups.com



<https://opcug.ca/google-groups-how-to/>

Share

Drones and videos



Bob Herres

ROAD TRIP



Video Location: Carp Ont.

Harvest Moon Orchard



Harvest Moon Orchard









Drone:

DJI Mini 2



Drone





DJI Mini 2
Fly More Combo
\$729.00



12 MP Photos
4K Video

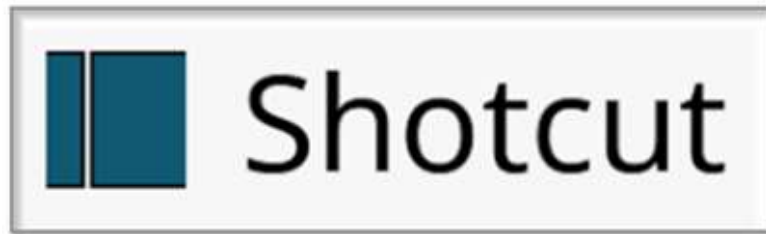
Three Batteries
30 Minutes each

Plus 1 MicroSDXC Card 256GB \$52.00

(Controller connects to your Smartphone)

This video, was created with the kind
assistance of the OPCUG Members,
and

*Thank
you*



plus



<https://opcug.ca/Reviews/Shotcut.htm>

As the video begins, this photograph dissolves...



**Link to
Video**

<https://www.youtube.com/watch?v=75wwmGBegV8&t=7s>



Video-conferencing app

- Houseparty has been taken over by Epic Games and will be shut down in October
- What is the best choice for a video-conferencing app to use as a replacement?
- Features required:
 - Free
 - Multiple participants
 - No time limits



A

Facebook Messenger or WhatsApp


- The most popular video-conferencing app in North America is Facebook Messenger
- In most of the rest of the world it's WhatsApp (also owned by Facebook)
- I have used both to connect with people across Canada and the USA, and in places as disparate as Kazakhstan and Brazil
- They both work quite well on my smartphone and laptop
- They both suck power in video mode, so for any long calls you will want your phone or laptop to be plugged into their charger/power supply

Bob Walker

Facebook Messenger

- Open the Messenger app
- Tap the *People* tab at the bottom right of the screen
- Tap *Create a Room*, and select the people who you want to join
- To share a room with people who don't have a Facebook account, you can share the link

<https://www.facebook.com/messenger/>



WhatsApp


- Open the WhatsApp *Chat* with one of the contacts you want to video call
- Tap *Video call*
- Once the contact accepts the call, tap *Open > Add participant*
- Find another contact you want to add to the call, then tap *ADD*
- Tap *Add participant* if you want to add more contacts

<https://www.whatsapp.com>



More...

- There is also *Skype* (Microsoft)
<https://www.skype.com/en/>
- More info on each app on *Wikipedia*
- Lots of how-to info on *Google* and *YouTube*





**Any other:
Questions
Comments
Shares?**

October Meeting

History of the Digital Revolution

Bob Walker

October 13, 2021
7:30 pm



Renewable energy

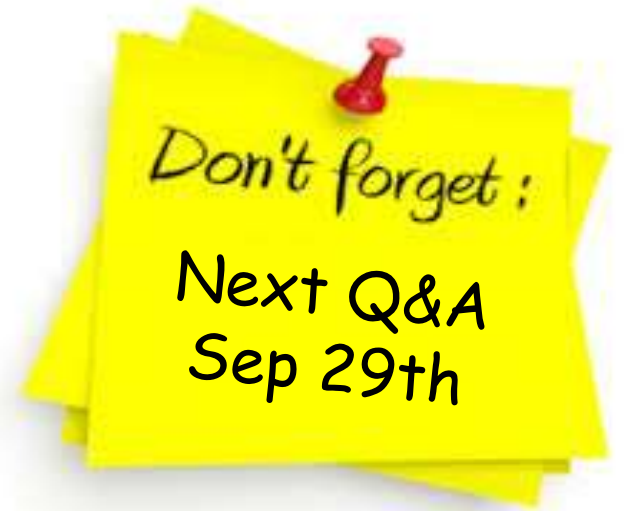
Bob Walker

Monday, November 8, 2021

3:30 - 4:30 pm



Register at <https://bibliottawalibrary.ca/en/program?text=tech+cafe>



**Send your questions,
answers, and topics
you wish to share to:**

SuggestionBox@opcug.ca

