



Q&A

**Alan German & Chris Taylor**  
**Ottawa PC Users' Group**

**Follow-up**

## **Audio recording**

**Everyone: Remind Chris to  
mute all and start the  
audio recording!**



# Visual Wizardry

Two different  
ways to use your  
digital photos!



Share

# Remove backgrounds



mikev

<https://www.remove.bg>

# Remove Image Background

100% Automatically and **Free**



**Upload Image**

or drop a file

Paste image or URL

No image?

Try one of these:



By uploading an image or URL you agree to our [Terms of Service](#).  
This site is protected by hCaptcha and its [Privacy Policy](#) and [Terms of Service](#) apply.




Remove Background from

www.remove.bg/upload

Search Google

removebg

Original Removed Background



Download

Preview Image 141 × 200

Download HD

Full Image not available

Rate this result: 😊 ☹️

NEW: Video background removal - 100% automatically - [Try now](#)

Don't forget to download your files. They will be discarded automatically after 60 minutes.


Reset 100% 21:02 PM

Remove Background from

www.remove.bg/upload

removebg

Original Removed Background



Download

Preview Image 141 × 200

Download HD

Full Image not available

Rate this result: 😊 😞

**NEW:** Video background removal - 100% automatically - [Try now](#)

Don't forget to download your files. They will be discarded automatically after 60 minutes.

Reset 100% 21:03 PM

# Tech Café






Share

## Want to be a movie star?

- Super fast/accurate face-swapping technology
- Put your face in any video, GIF, or image
- Create videos with your face and animate it
- Make any image move or sing

Stewart Bruce

<https://reface.app/>



Extract facial image  
Embed face in an  
image or video



Share

# What's next in Windows

- “Windows 11”
  - ...or so the leaked build is branded
  - Microsoft livestream
    - 2021-06-24 11:00AM eastern
    - <https://www.microsoft.com/windows/event>

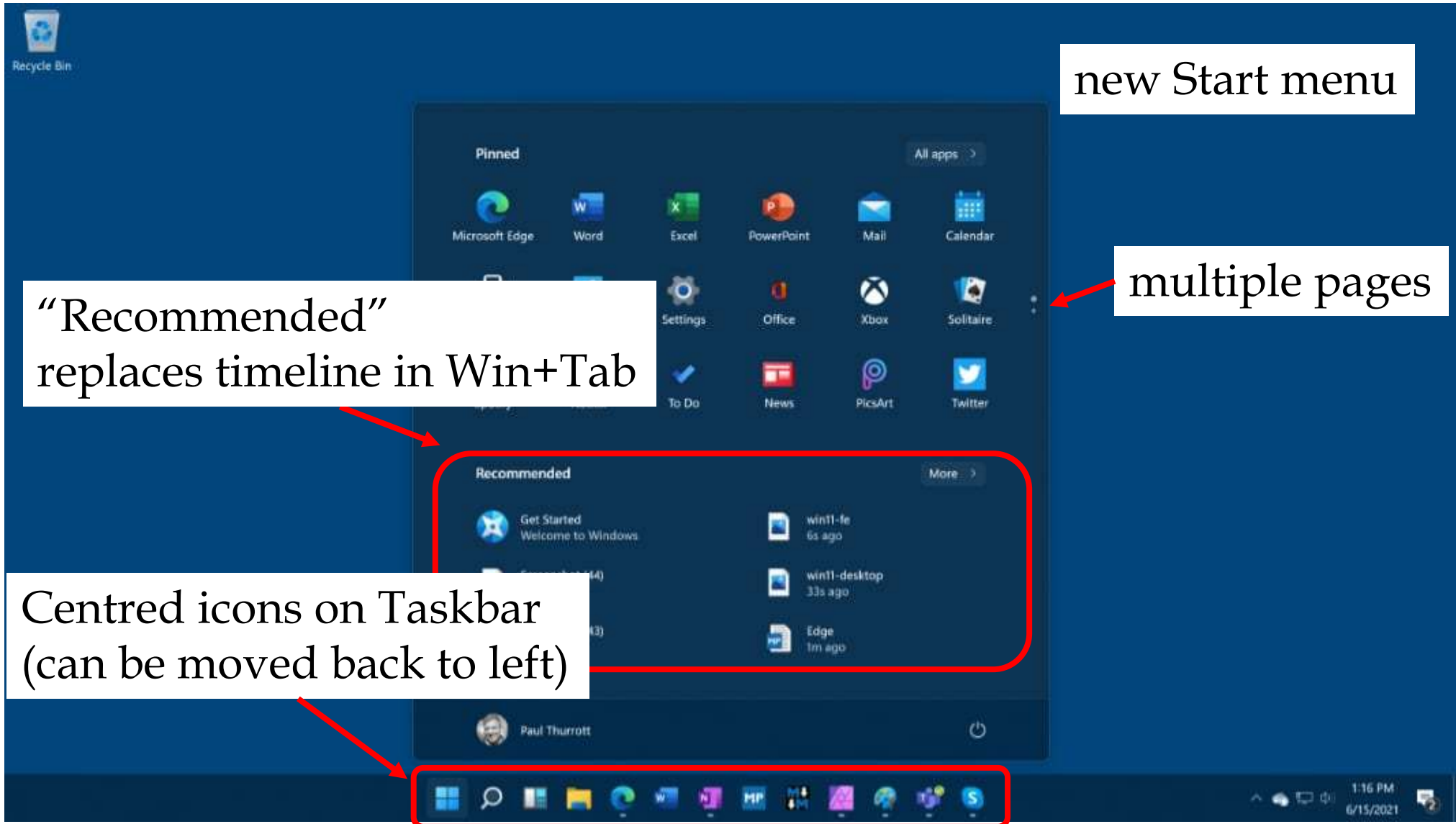
Share

# What's next in Windows

- Better performance
- <https://www.windowscentral.com/windows-11-appears-outperform-windows-10-huge-margin>
- Many UI changes
- *Note: all of this could change*

Share

# What's next in Windows

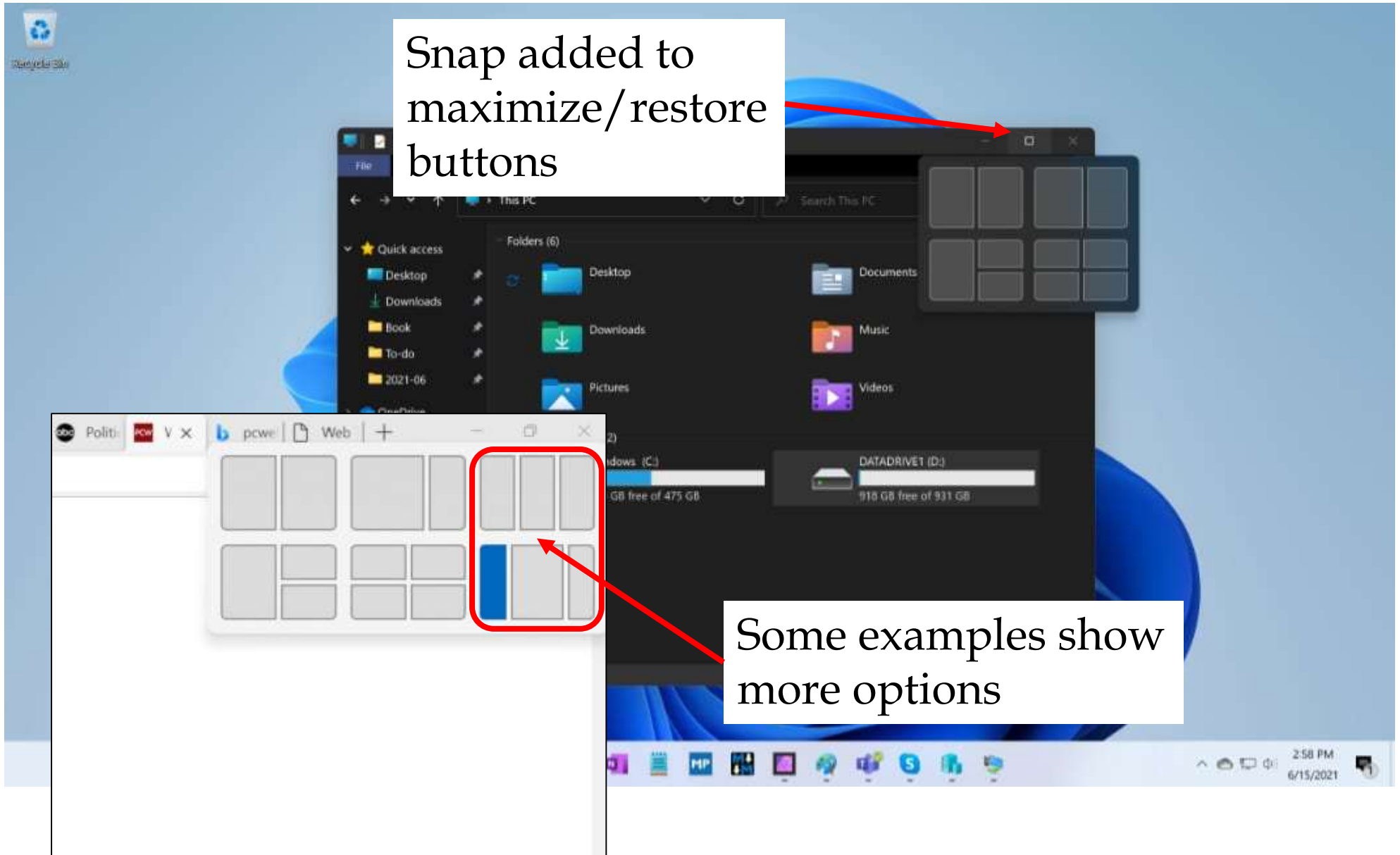


Share

# What's next in Windows

Snap added to maximize/restore buttons

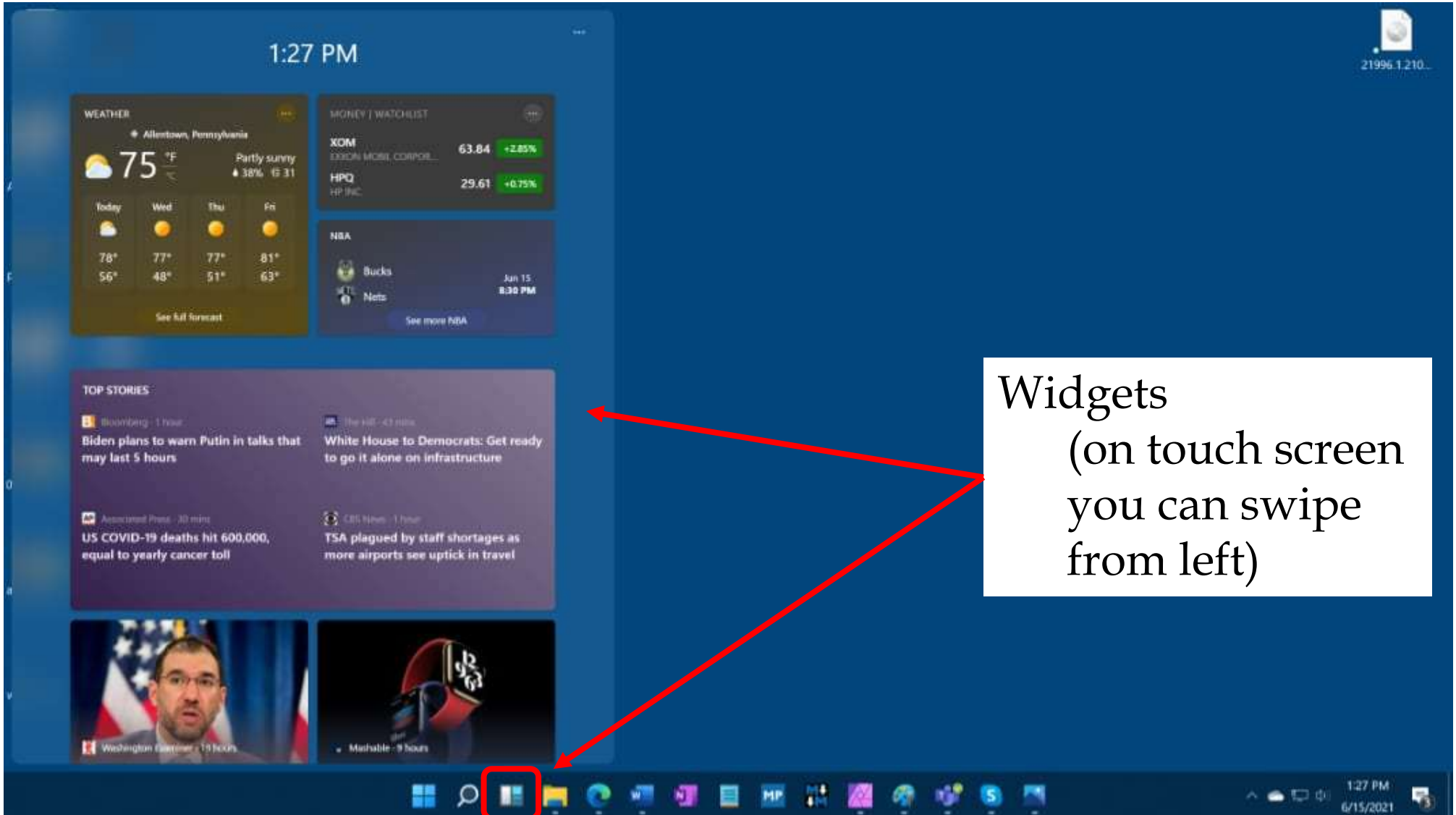
Some examples show more options





Share

# What's next in Windows

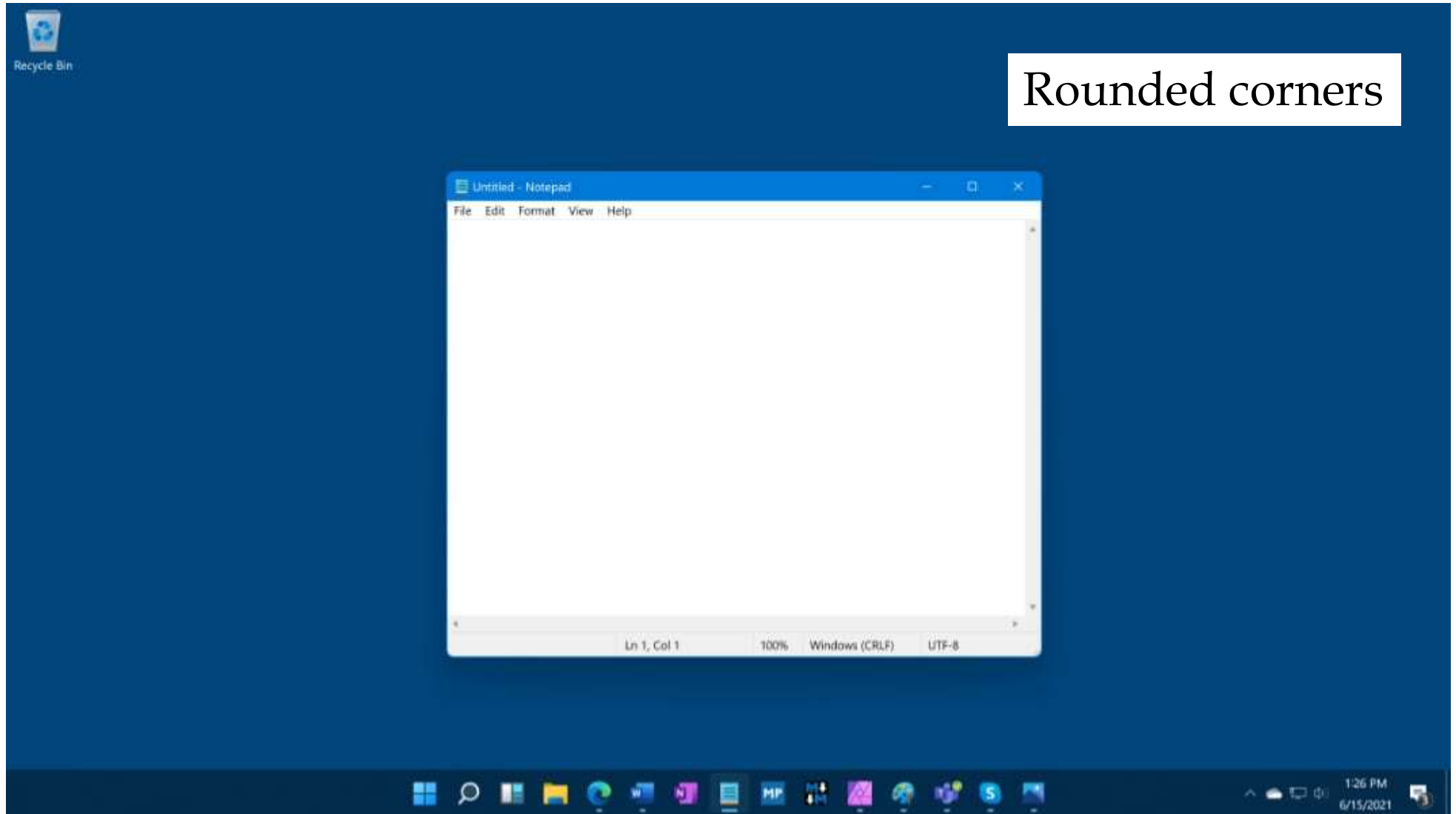


Widgets  
(on touch screen  
you can swipe  
from left)

Share

# What's next in Windows

Rounded corners



Follow-up

A black and white image featuring a spotlight at the top center, casting a beam of light down onto a dark rectangular sign. The sign contains the text 'More ways to free up space on Android devices...'. The background is dark, and there is a soft glow on the floor where the spotlight hits.

More ways to  
free up space  
on Android  
devices...

# Clear the cache

- Older devices

*Settings > Storage > Internal shared storage > Cached data > Clear cached data*

- Newer devices (individual apps)

*Settings > Apps and notifications > Opera > Storage & cache > Clear cache*


- Third-party app (e.g. Norton Clean)



- Install apps on external storage (micro SD-card)
- Save data (digital photos.) to external storage
- Move data to external storage
- Use a different app (that will install on/use external storage)



- Disable OEM (pre-installed) apps
  - Settings > Apps and notifications > Browser > Disable > Disable app*
  - minimizes the internal storage used
  - prevents future updates  
(saves time and storage)
  - App can be enabled  
(no need to re-install)







# **Managing Your Android Phone**

*Alan German*  
*Ottawa PC Users' Group*

[https://opcug.ca/presentations/  
2020-10-android\\_phone.pdf](https://opcug.ca/presentations/2020-10-android_phone.pdf)

Share

# Blocking Updates in Windows

- Windows Update is reliable  
...most of the time

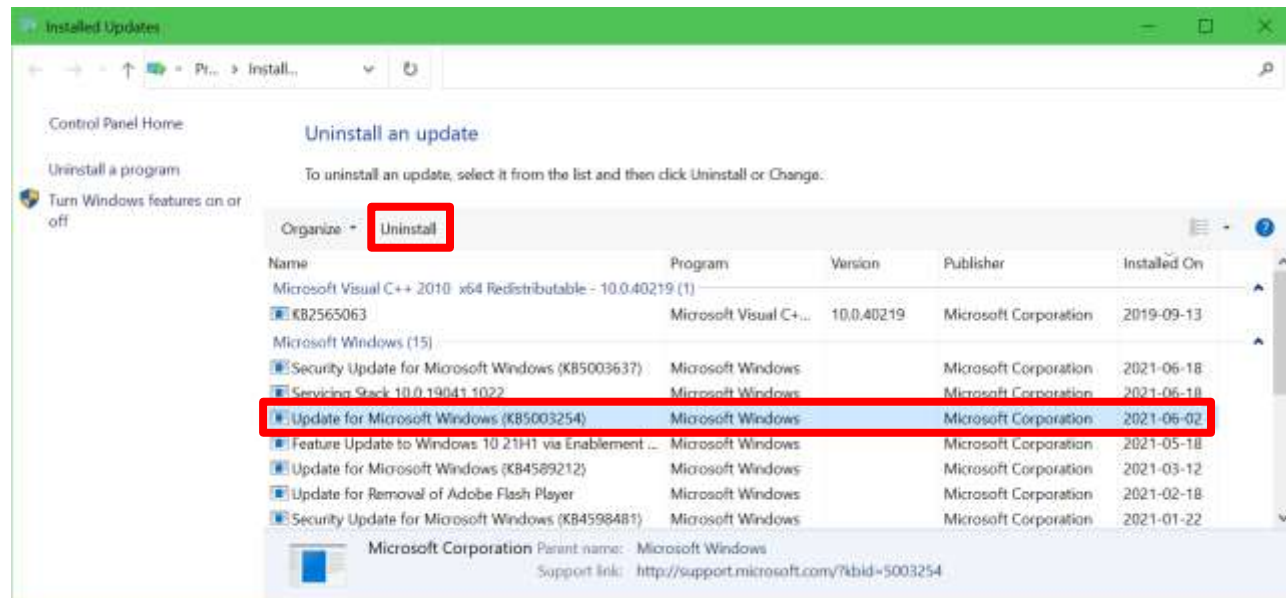


- Sometimes an update causes problems
  - remove an update that is causing problems
  - remove a driver that is causing problems
  - block an update from installing

Share

# Removing a problem update

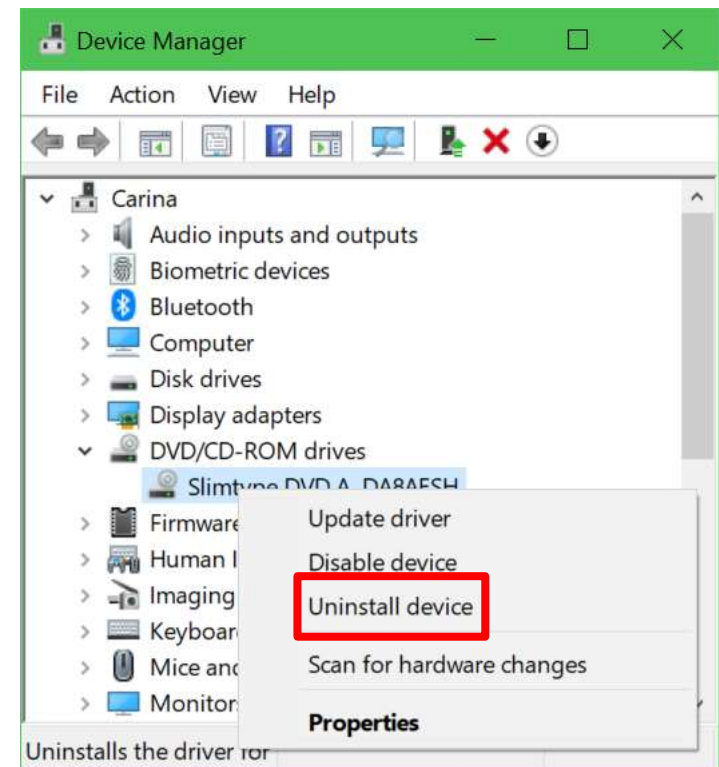
- Assumes Windows still operating!
- *Settings | Update & Security | Windows Update | View update history | Uninstall updates*
- Select problem update
- Click *Uninstall*



Share

# Removing a problem driver

- Right-click *Start*
- Select *Device Manager*
- Drill down to device driver you want to remove
- Right-click and choose *Uninstall device*



Share

## Blocking an update

- Microsoft had a tool for blocking specific updates
- Pulled with no explanation
- **BIG caveat emptor!!!!**
  - I have no idea why Microsoft pulled this very useful tool

Share

# Blocking an update

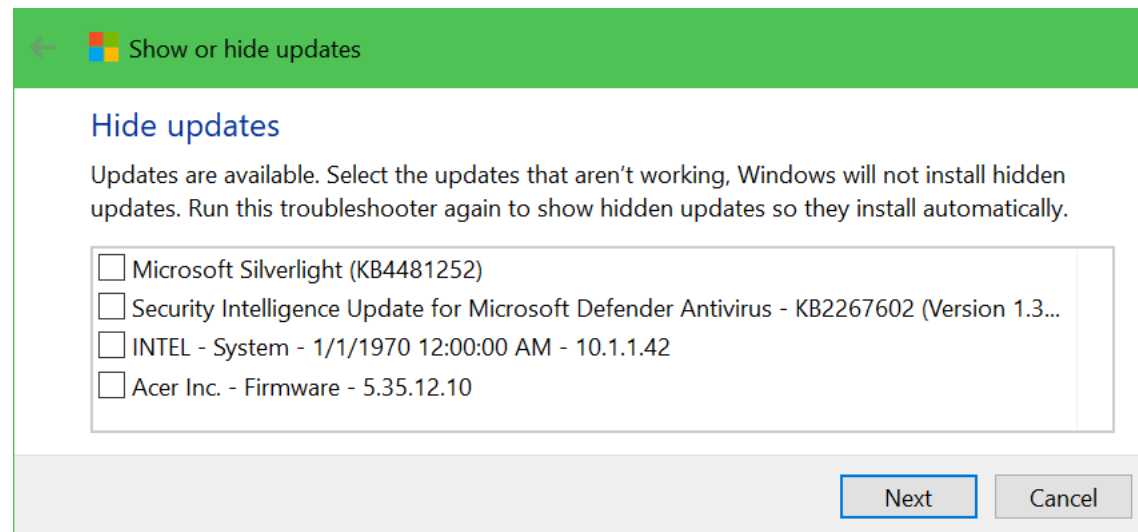
- Internet Archive Wayback Machine
  - <https://web.archive.org/>
- Search for
  - <https://download.microsoft.com/download/f/2/2/f22d5fdb-59cd-4275-8c95-1be17bf70b21/wushowhide.diagcab>
- Pick a date January 21, 2021 or earlier
- Wushowhide.diagcab will download
- *Settings | Update & security | Check for updates*
  - **DON'T install anything!!!**



Share

# Blocking an update

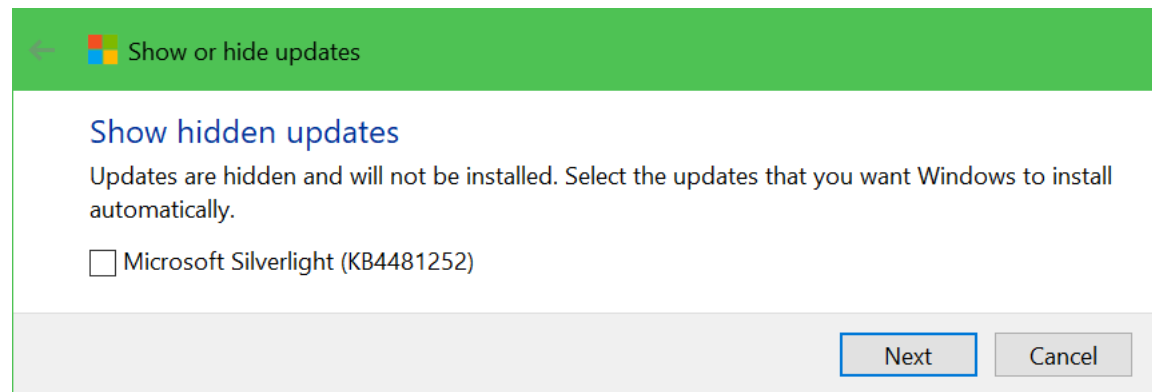
- Run *wushowhide.diagcab*
  - click *Next* button
  - click *Hide updates*
  - check box for problem update
  - that update *should* no longer try to install



Share

# Unblocking an update

- Run *wushowhide.diagcab*
  - click *Next* button
  - click *Show hidden updates*
  - check box for update
  - update will install as usual



Share

# Caveat emptor

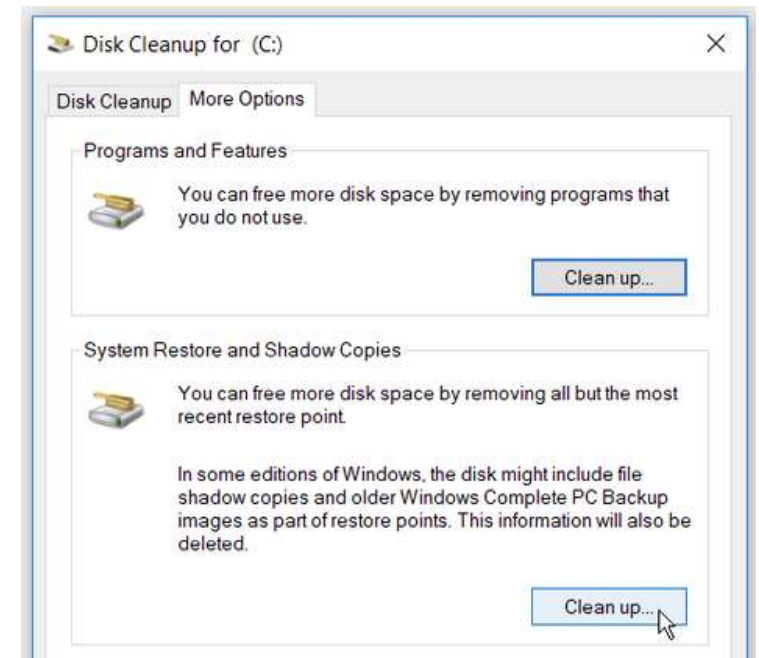
- Repeat ... **caveat emptor**
- I have no idea why Microsoft pulled wushowhide.diagcab

... but it works for me

# A System Restore Points

- What are the merits of the different ways of deleting restore points in Windows?
- In the linked article, I find the first method effective but there are other methods that may or may not be as useful

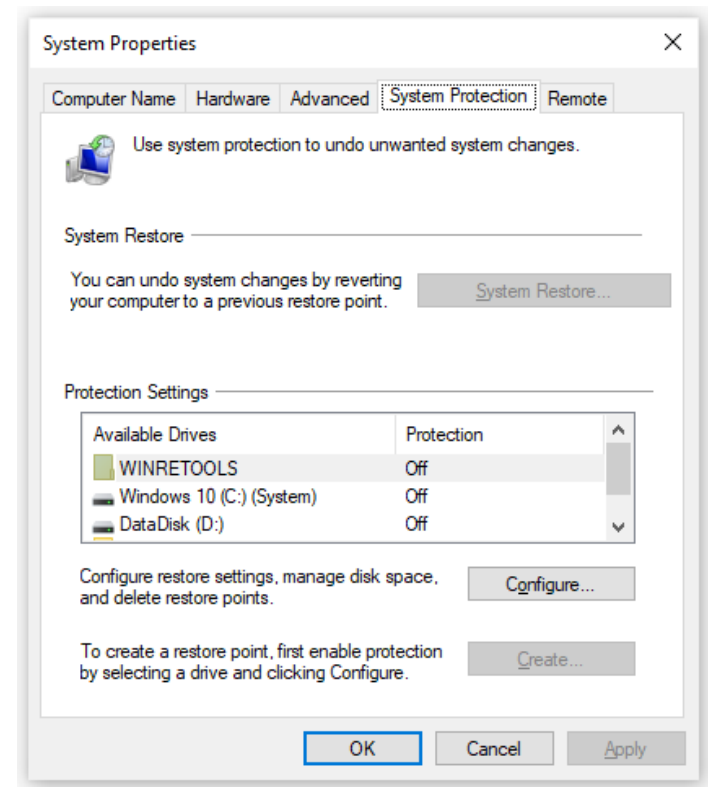
Stewart Bruce



<https://www.makeuseof.com/ways-delete-system-restore-points-in-windows/>

# A System Restore Points

- Have you ever used a system restore point successfully?
- Have you tried to use a system restore point only to have it fail to do anything useful?
- Do you actively manage multiple restore points? How?



Share

# Shrink Images with Irfanview

Presentation by:





Share

# Shrink Images with Irfanview

Presentation by:



**tOM Trottier** +1 613 860-6633

[tOM@Abacurial.com](mailto:tOM@Abacurial.com)

601-567 Cambridge ST. S,  
Ottawa ON K1S 4J5 Canada

[Skype:Abacurial](skype:Abacurial)

<http://TomTrottier.com>

Reducing  
image  
filesize

via

**Irfanview**

# Methods

- Irfanview
  - Reduce colour count
  - Reduce image size in pixels
- RIOT plugin
  - Reduces JPG filesize by various techniques
- PNGout plugin
  - Compresses .PNG files

# Links

- Irfanview
  - <https://www.irfanview.com>
- Irfanview plugins
  - <https://www.irfanview.com/plugins.htm>
- RIOT – standalone
  - <https://riot-optimizer.com>
- PNGout
  - <https://en.wikipedia.org/wiki/PNGOUT>



**Any other:  
Questions  
Comments  
Shares?**

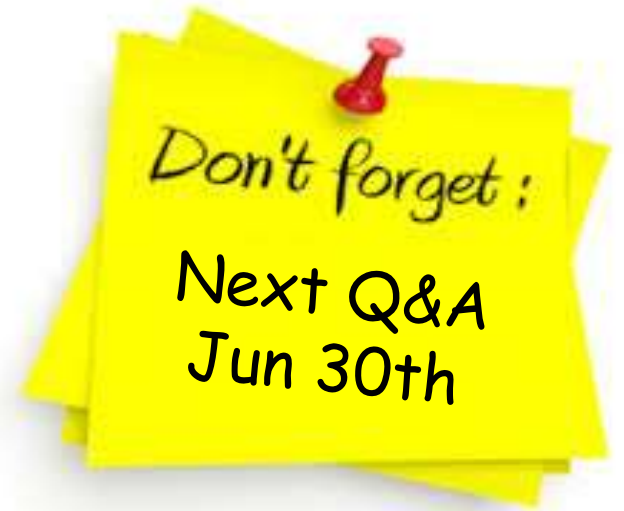
# Members' Favourites

September 8, 2021

- Best presentation
- 10-20 minutes
- Club member
- BOD excluded
- People's favourite!  
(Real-time poll)

*Reserve your presentation slot:  
SuggestionBox@opcug.ca*





**Send your questions,  
answers, and topics  
you wish to share to:**

**[SuggestionBox@opcug.ca](mailto:SuggestionBox@opcug.ca)**

