



Q&A

**Alan German & Chris Taylor**  
**Ottawa PC Users' Group**

Follow-up

# Camera to Linux File Transfer



USB cable

Card reader



# Camera to Linux File Transfer

- I was able to connect my Canon PowerShot A700 camera to my Linux computer (Ubuntu 20.10) using a USB cable.
- The camera was recognized as a drive named "*Canon Digital Camera*".
- I used the Linux "*Files*" program to navigate to the *DCIM/102CANON* folder where my pictures were located.
- I was then able to select the desired pictures and copy them over to my computer.

## Follow-up

# Camera to Linux File Transfer

- I did an experiment to compare the two methods for downloading pictures from the 2GB Silicon Power 133x SD card used in my Canon Camera
- It took 312 seconds to download 1.8 GB of JPEG files using the Canon camera - USB connection method (ie 5.7 MB/s)
- It took 128 seconds to download the same using the SD Card reader method. (ie 14 MB/s)

Follow-up

## Conclusions

- The first method is more convenient for downloading a few pictures.
- The download rate is quicker when using the second method.




Follow-up

# Installing apps with NPM

- Node Package Manager (NPM)  
**npm install suneditor -save**
- Creates folder: C:\node\_modules
- How do I run SunEditor?

Windows 10 (C:) > node\_modules

<input type="checkbox"/> Name	Date modified	Type
 suneditor	2021-05-07 12:33 PM	File folder

SunEditor

```
C:\>cd\node_modules
```

```
C:\node_modules>tree
```

```
Folder PATH listing for volume Windows 10  
Volume serial number is 2230-DFFE
```

```
C:.  
├── suneditor  
│   ├── dist  
│   │   └── css  
│   └── src  
│       ├── assets  
│       │   └── css  
│       ├── lang  
│       ├── lib  
│       └── plugins  
│           ├── command  
│           ├── dialog  
│           ├── fileBrowser  
│           ├── modules  
│           └── submenu
```

Windows 10 (C:) > sunedit > node\_modules > suneditor > src

<input type="checkbox"/>	Name	Date modified	Type
	assets	2021-05-06 8:47 PM	File folder
	lang	2021-05-06 8:47 PM	File folder
	lib	2021-05-06 8:47 PM	File folder
	plugins	2021-05-06 8:47 PM	File folder
	options.d.ts	1985-10-26 4:15 AM	TS Video File (VLC)
	suneditor.d.ts	1985-10-26 4:15 AM	TS Video File (VLC)
<input checked="" type="checkbox"/>	suneditor.js	1985-10-26 4:15 AM	JavaScript File
	suneditor_build.js	1985-10-26 4:15 AM	JavaScript File

```
C:\>cd\node_modules
```

```
C:\node_modules>tree
```

```
Folder PATH listing for volume Windows 10
```

```
Volume serial number is 2230-DFFE
```

```
C:.
```

```
├── suneditor
│   ├── dist
│   │   └── css
│   └── src
│       ├── assets
│       │   └── css
│       ├── lang
│       ├── lib
│       └── plugins
│           ├── command
│           ├── dialog
│           ├── fileBrowser
│           ├── modules
│           └── submenu
```

Windows 10 (C:) > sunedit > node\_modules > suneditor > src

<input type="checkbox"/>	Name	Date modified	Type
	assets	2021-05-06 8:47 PM	File folder
	lang	2021-05-06 8:47 PM	File folder
	lib	2021-05-06 8:47 PM	File folder
	plugins	2021-05-06 8:47 PM	File folder
	options.d.ts	1985-10-26 4:15 AM	TS Video File (VLC)
	suneditor.d.ts	1985-10-26 4:15 AM	TS Video File (VLC)
<input checked="" type="checkbox"/>	suneditor.js	1985-10-26 4:15 AM	JavaScript File
<input type="checkbox"/>	suneditor_build.js	1985-10-26 4:15 AM	JavaScript File

**Note also that the folder dist is inside the parent folder suneditor (as is the src folder)**



- *suneditor.js* is a JavaScript (code) file
- There appears to be little documentation (help files, tutorials, videos) for SunEditor
- Javascript programmers and web developers know how to use JS packages
- What about the rest of us?



File Edit View Bookmarks Tools Window Help SunEditor

SunEditor

suneditor.com/sample/index.html

Search Google

SunEditor Getting started Examples Options CustomPlugins Document [DONATE](#) Stars 630

Classic Inline Balloon Balloon-always

Font Size Formats

Font Size Formats B U I G X<sub>2</sub> X<sup>2</sup> A A T

SunEditor

Here is an example of math  $\rightarrow \sum_{i=1}^{k+1} i$  123

The Suneditor is based on pure JavaScript, with no dependencies.


Suneditor is a lightweight, flexible, customizable WYSIWYG text editor for your web applications.

Supports Chrome, Safari, Opera, Firefox, Edge, IE11, Mobile web browser.

SunEditor distributed under the MIT license.

**Table**

Column_1	Column_2	Column_3	Column_4	Column_5



Insert description

100% 12:07 PM



```
<!DOCTYPE html>
<html lang="en">
<head>
  <meta charset="UTF-8">
  <meta name="viewport" content="width=device-width, initial-scale=1">
  <meta name="author" content="https://github.com/JiHong88" />
  <meta name="keywords" content="wysiwyg, editor, javascript, suneditor, wysiwyg eidtor, rich text editor, html">
  <meta name="description" content="Pure javascript wysiwyg web editor" />
  <title>SunEditor</title>
  <!-- sample css -->
  <link rel="stylesheet" href="./css/bootstrap.css" media="all">
  <del><link rel="stylesheet" href="./css/sample.css" media="all"></del>
  <!-- suneditor -->
  <link href="../dist/css/suneditor.min.css" rel="stylesheet">
  <!-- codeMirror -->
  <link rel="stylesheet" href="https://cdn.jsdelivr.net/npm/codemirror@5.49.0/lib/codemirror.min.css">
  <!-- KaTeX -->
  <link rel="stylesheet" href="https://cdn.jsdelivr.net/npm/katex@0.11.1/dist/katex.min.css">
```

***../dist* says:  
go up to the parent folder  
and link to the folder *dist***

```
C:\>cd\node_modules

C:\node_modules>tree
Folder PATH listing for volume Windows 10
Volume serial number is 2230-DFFE
C:..
├── suneditor
│   ├── dist
│   │   └── css
│   └── src
│       ├── assets
│       │   └── css
│       ├── lang
│       ├── lib
│       └── plugins
│           ├── command
│           ├── dialog
│           ├── fileBrowser
│           ├── modules
│           └── submenu
```

**Copy index.html to the src folder**

**Run index.html from the src folder (in a web browser) and dist will be immediately above this folder in the parent folder**

File Edit View Bookmarks Tools Window Help SunEditor

file:///C:/node\_modules/suneditor/src/index.html

file:///C:/node\_modules/suneditor/src/index.html

- Getting started
- Examples
- Options
- CustomPlugins
- Document

DONATE Stars 630

Classic Inline Balloon Balloon-always

Font Size Formats

SunEditor

Here is an example of math ->  $\sum_{i=1}^{k+1} i$  123

The Suneditor is based on pure JavaScript, with no dependencies.


Suneditor is a lightweight, flexible, customizable WYSIWYG text editor for your web applications.

Supports Chrome, Safari, Opera, Firefox, Edge, IE11, Mobile web browser.

SunEditor distributed under the MIT license.

Table

Column_1	Column_2	Column_3	Column_4	Column_5

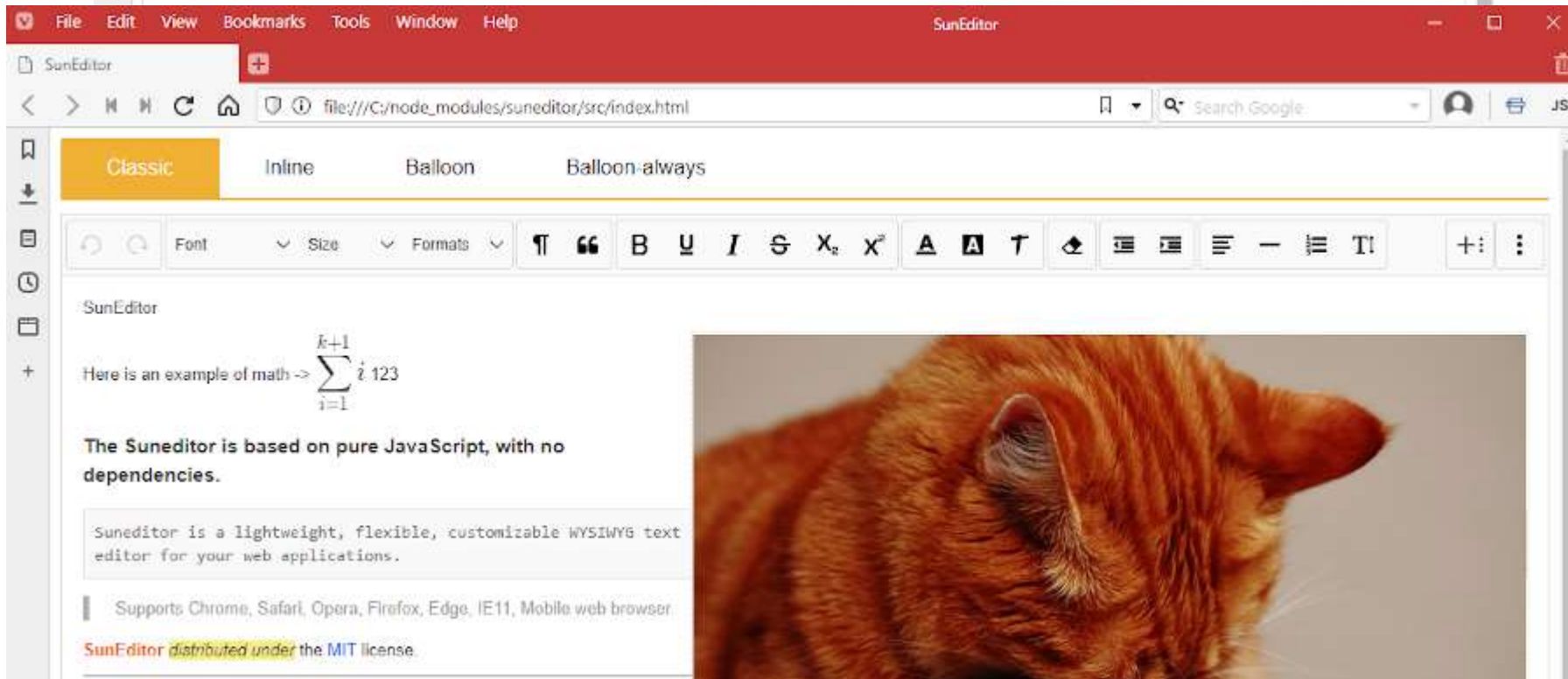


Reset 100% 1:00 PM

## Comment tags

```
}  
</style>  
</head>  
<body>
```

```
<!--  
<nav class="navbar navbar-inverse">  
  <div class="container-fluid">  
    <div class="navbar-header">  
      <button type="button" class="navbar-toggle collapsed" aria-expanded="false" onclick="buttonToggle()">  
        <span class="sr-only">Toggle navigation</span>  
        <span class="icon-bar"></span>  
        <span class="icon-bar"></span>  
        <span class="icon-bar"></span>  
      </button>  
      <a class="navbar-brand" href="index.html" title="Suneditor"><b>SunEditor</b></a>  
    </div>  
  
    <div class="collapse navbar-collapse" id="bs-example-navbar-collapse-1">  
      <ul class="nav navbar-nav">  
        <li><a href="html/getting-started.html" title="Getting started">Getting started</a></li>  
        <li><a href="html/examples.html" title="Examples">Examples</a></li>  
        <li><a href="html/options.html" title="Options">Options</a></li>  
        <li><a href="html/customPlugins.html" title="CustomPlugins">CustomPlugins</a></li>  
        <li><a href="html/document.html" title="Document">Document</a></li>  
        <li class="badge">  
          <a href="https://www.paypal.me/jihong88?locale.x=en" target="_blank" title="PayPal Donate, Thanks"></a>  
          <a href="https://github.com/JiHong88/SunEditor" target="_blank" title="Go to Github"></a>  
        </li>  
      </ul>  
    </div>  
  </div>  
</nav>  
-->  
<div class="content" style="max-width: 1548px;">  
  <!-- Tab links -->  
  <div class="tab">  
    <button class="tablinks active" onclick="openTab(event, 'classic')">Classic</button>  
    <button class="tablinks" onclick="openTab(event, 'inline')">Inline</button>  
    <button class="tablinks" onclick="openTab(event, 'balloon')">Balloon</button>
```





File Edit View Bookmarks Tools Window Help SunEditor

SunEditor +

file:///C:/node\_modules/suned... Search Google JS


Classic

Undo Redo Bold Underline Italic Strikethrough Text Color Background Color Bulleted List Numbered List Decrease Indent Increase Indent Text Color Background Color

Example for OPCUG's Q&A Session on May 12, 2021

This text is being entered into the browser-based editor to illustrate how a somewhat-customized version of SunEditor can be implemented.

However, if we knew more about JavaScript and CSS, we could probably also remove the "Classic" menu button from the top line of the window!



Ottawa PC Users' Group

Characters : 346

Reset 100% 1:40 PM

Share

# Google Drive Tips



- Kevin Stratvert on YouTube

Pull text from images & PDFs	Progressive web app	.New shortcut
Save space using Drive file formats	Offline mode	Backup & sync
Document versions	Browser address bar search	File shortcuts
Drag & drop uploads	Keyboard shortcuts	Drive links to save space in emails

[https://www.youtube.com/watch?v=tbphPD\\_uzYw](https://www.youtube.com/watch?v=tbphPD_uzYw)

Share

# Gmail shortcuts



- Gmail is a web page
- Shortcuts used by browser don't work
  - e.g. Ctrl-R to reply to a message  
(like any self-respecting email program!)
- *Hate* having to click on-screen controls to do *anything*
  - send an email
  - delete an email
  - insert a link
  - jump to the sent folder
  - *anything* (it seemed)

Share

# Gmail shortcuts



- A *ton* of useful shortcut keys

Keystrokes	Action
<b>gi</b>	go to Inbox
<b>ctrl+] ]</b>	increase indent
<b>#</b>	delete current email
<b>ctrl+k</b>	insert a link

- Press **?**

Share

# Gmail shortcuts



Keyboard shortcuts Open in a new window | Close

**Compose and Chat**

- Shift + Esc**: Focus main window
- Esc**: Focus latest chat or compose
- Ctrl + .**: Advance to next chat or compose
- Ctrl + ,**: Advance to previous chat or compose
- Ctrl + Enter**: Send
- Ctrl + Shift + c**: Add Cc recipients
- Ctrl + Shift + b**: Add Bcc recipients
- Ctrl + Shift + f**: Access custom from
- Ctrl + Shift + d**: Discard draft
- Ctrl + k**: Insert a link
- Ctrl + ;**: Go to previous misspelt word
- Ctrl + '** : Go to next misspelt word
- Ctrl + m**: Open spelling suggestions

**Google Workspace side panel**

- Ctrl + Alt + .**: Focus on side panel
- Ctrl + Alt + ,**: Focus back to main window

**Formatting**

- Ctrl + z**: Undo
- Ctrl + y**: Redo
- Ctrl + Shift + 5**: Previous font
- Ctrl + Shift + 6**: Next font
- Ctrl + Shift + -**: Decrease text size
- Ctrl + Shift + +**: Increase text size
- Ctrl + b**: Bold
- Ctrl + i**: Italics
- Ctrl + u**: Underline
- Ctrl + Shift + 7**: Numbered list
- Ctrl + Shift + 8**: Bulleted list
- Ctrl + Shift + 9**: Quote
- Ctrl + [**: Indent less
- Ctrl + ]**: Indent more
- Ctrl + Shift + l**: Align left
- Ctrl + Shift + e**: Align centre
- Ctrl + Shift + r**: Align right
- Ctrl + Shift + >**: Set right to left
- Ctrl + Shift + <**: Set left to right
- Alt + Shift + 5**: Strikethrough
- Ctrl + \**: Remove formatting

**Jumping**

- g then i**: Go to Inbox
- g then s**: Go to Starred conversations
- g then b**: Go to Snoozed conversations
- g then t**: Go to Sent messages
- g then d**: Go to Drafts
- g then a**: Go to All mail
- g then c**: Go to Contacts
- g then l**: Go to Label
- g then k**: Go to Tasks
- g then f**: Go to search filters

**Threadlist selection**

- \* then a**: Select all conversations
- \* then n**: Deselect all conversations
- \* then r**: Select read conversations
- \* then u**: Select unread conversations
- \* then s**: Select starred conversations
- \* then t**: Select unstarred conversations

**Navigation**

- u**: Back to threadlist
- k / j**: Newer/older conversation
- o or Enter**: Open conversation; collapse/expand conversation
- p / n**: Read previous/next message
- g then n**: Go to next page
- g then p**: Go to previous page
- ^**: Go to next inbox section
- : Go to previous inbox section

**Application**

- /**: Search email
- ?**: Open keyboard shortcut help
- q**: Search chat contacts
- c**: Compose
- d**: Compose in a tab
- .**: Open 'more actions' menu
- v**: Open 'move to' menu
- l**: Open 'label as' menu

**Actions**

- ,**: Move focus to toolbar
- x**: Select conversation
- s**: Toggle star/Rotate between superstars
- y**: Remove label
- e**: Archive
- m**: Mute conversation
- !**: Report as spam
- #**: Delete
- r**: Reply
- Shift + r**: Reply in a new window
- a**: Reply all
- Shift + a**: Reply all in a new window
- f**: Forward
- Shift + f**: Forward in a new window
- Shift + n**: Update conversation
- ] / [**: Remove conversation from current view and go newer/older
- } / {**: Archive conversation and go newer/older
- ↶**: Undo last action
- Shift + i**: Mark as read
- Shift + u**: Mark as unread
- \_**: Mark unread from the selected message
- + or =**: Mark as important
- : Mark as not important
- ;**: Expand entire conversation
- :**: Collapse entire conversation
- b**: Snooze
- Shift + t**: Add conversation to Tasks

**Hangouts**

- h then m**: Show menu
- h then a**: Show Archived Hangouts
- h then i**: Show Hangout requests
- h then c**: Focus on the Conversation list
- h then p**: Open phone



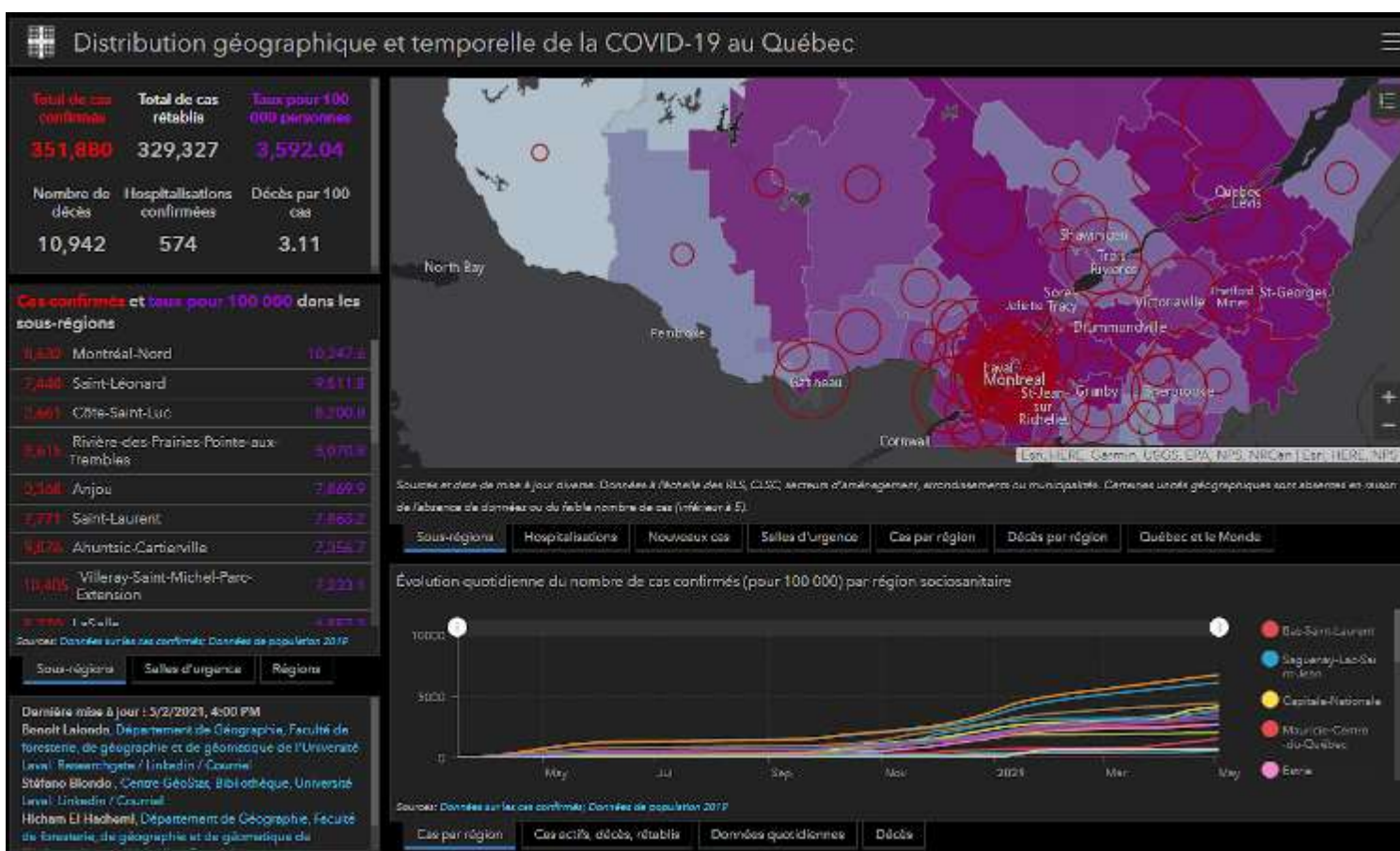
## Google analytics opt-out tool

- While crawling through my ISP's privacy document, I was invited to look at this tool if I wasn't happy with some of the ISP's data collection habits.
- This tool is from Google, is a browser extension/add-on and has very mixed reviews.
- Not that there is anything bad about the tool (Google never does anything bad...), just questions about whether or not it works.
- I wonder if anyone has any thoughts on this?

Share

# Covid Reporting for QC

- A report generated out of Laval University breaks down stats for Quebec.



<https://ulaval.maps.arcgis.com/apps/opsdashboard/index.html#/775aaa4e3a124d6499aeb63bfe8e4ffb>

Share

## Covid Reporting for QC

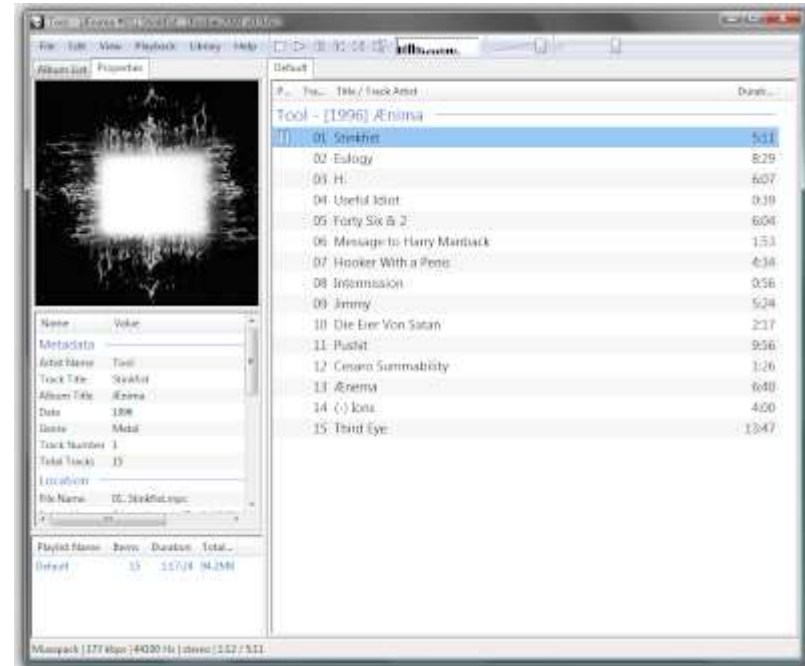
- Since most of the group is in Ontario this probably isn't very useful
- But, if you click the hamburger menu, there is a link to the Center for System Science and Engineering at John Hopkins University
- Their page displays a Covid tracker, similar to the Quebec report but it is for the US with links to worldwide reports
- I'm guessing the Laval report uses the John Hopkins' data and perhaps a similar report could be generated for Ontario if someone had the inclination to try



Share

# foobar2000

Advanced freeware  
audio player for the  
Windows platform



 **foobar2000**

<https://www.foobar2000.org>



## List files at a URL?

- Is there a way to list the files and folders on the web server for a specific URL in the way that File Explorer does on a PC?
- Most of these folders have public access (to the HTML, CSS, and Javascript files), or you wouldn't be able to view the web site.
- File Explorer, FileZilla and Cmd.exe do not understand *https://*

# A

## Use FTP with FileZilla

- I do this for my own web site in order to update it.
- I access it using FTP through the FileZilla utility.
- I remove the index.html file (could be index.php)
- Then when I access the site through a browser, instead of getting the start page, I see the listing of the files.
- I then update the files, making sure to replace the index file so that it works afterwards in the normal way.

Andrew P

# A

## The Linux (near) solution!



```
wget \
  --reject-regex '/\?C=[A-Z];O=[A-Z]$\' \
  --execute robots=off \
  --recursive \
  --level=0 \
  --no-parent \
  --spider \ 'https://roadsafetyresearch.ca/' \
  2>&1 | tee main.log
```

```
grep '^--' main.log
```

toaster@Dell-Inspiron7: ~

File Edit View Search Terminal Help

```
toaster@Dell-Inspiron7:~$ wget \  
> --reject-regex '/\?C=[A-Z];0=[A-Z]$\' \  
> --execute robots=off \  
> --recursive \  
> --level=0 \  
> --no-parent \  
> --spider \  
> 'https://roadsafetyresearch.ca/' 2>&1 | tee main.log
```

toaster@Dell-Inspiron7: ~

File Edit View Search Terminal Help

```
toaster@Dell-Inspiron7:~$ grep '^--' main.log  
--2021-05-11 17:26:51-- https://roadsafetyresearch.ca/  
--2021-05-11 17:26:51-- https://roadsafetyresearch.ca/  
--2021-05-11 17:26:51-- https://roadsafetyresearch.ca/index.htm  
--2021-05-11 17:26:51-- https://roadsafetyresearch.ca/index.htm  
--2021-05-11 17:26:51-- https://roadsafetyresearch.ca/sitemap.htm  
--2021-05-11 17:26:51-- https://roadsafetyresearch.ca/sitemap.htm  
--2021-05-11 17:26:51-- https://roadsafetyresearch.ca/road_safety_issues.htm  
--2021-05-11 17:26:51-- https://roadsafetyresearch.ca/road_safety_issues.htm  
--2021-05-11 17:26:52-- https://roadsafetyresearch.ca/publications.htm  
--2021-05-11 17:26:52-- https://roadsafetyresearch.ca/publications.htm  
--2021-05-11 17:26:52-- https://roadsafetyresearch.ca/archives.htm  
--2021-05-11 17:26:52-- https://roadsafetyresearch.ca/archives.htm  
--2021-05-11 17:26:52-- https://roadsafetyresearch.ca/awards.htm  
--2021-05-11 17:26:52-- https://roadsafetyresearch.ca/awards.htm  
--2021-05-11 17:26:52-- https://roadsafetyresearch.ca/about.htm  
--2021-05-11 17:26:52-- https://roadsafetyresearch.ca/about.htm  
--2021-05-11 17:26:52-- https://roadsafetyresearch.ca/contact.htm  
--2021-05-11 17:26:52-- https://roadsafetyresearch.ca/contact.htm  
--2021-05-11 17:26:52-- https://roadsafetyresearch.ca/special_award.htm  
--2021-05-11 17:26:52-- https://roadsafetyresearch.ca/special_award.htm  
--2021-05-11 17:26:52-- https://roadsafetyresearch.ca/images/carsp_conference.jpg  
--2021-05-11 17:26:52-- https://roadsafetyresearch.ca/HouseOfCommons.jpg
```



main.log

```
1 Spider mode enabled. Check if remote file exists.
2 --2021-05-11 17:26:51-- https://roadsafetyresearch.ca/
3 Resolving roadsafetyresearch.ca (roadsafetyresearch.ca)... 69.16.227.64
4 Connecting to roadsafetyresearch.ca (roadsafetyresearch.ca)|69.16.227.64|:443... connected.
5 HTTP request sent, awaiting response... 200 OK
6 Length: 6866 (6.7K) [text/html]
7 Remote file exists and could contain links to other resources -- retrieving.
8
9 --2021-05-11 17:26:51-- https://roadsafetyresearch.ca/
10 Reusing existing connection to roadsafetyresearch.ca:443.
11 HTTP request sent, awaiting response... 200 OK
12 Length: 6866 (6.7K) [text/html]
13 Saving to: 'roadsafetyresearch.ca/index.html.tmp.tmp'
14
15      OK .....                               100% 7.22M=0.001s
16
17 2021-05-11 17:26:51 (7.22 MB/s) - 'roadsafetyresearch.ca/index.html.tmp.tmp' saved [6866/6866]
18
19 Removing roadsafetyresearch.ca/index.html.tmp.tmp.
20
21 Spider mode enabled. Check if remote file exists.
22 --2021-05-11 17:26:51-- https://roadsafetyresearch.ca/index.htm
23 Reusing existing connection to roadsafetyresearch.ca:443.
24 HTTP request sent, awaiting response... 200 OK
25 Length: 6866 (6.7K) [text/html]
26 Remote file exists and could contain links to other resources -- retrieving.
27
28 --2021-05-11 17:26:51-- https://roadsafetyresearch.ca/index.htm
29 Reusing existing connection to roadsafetyresearch.ca:443.
30 HTTP request sent, awaiting response... 200 OK
```

toaster@Dell-Inspiron7: ~

File Edit View Search Terminal Help

```
--2021-05-11 17:26:54-- https://roadsafetyresearch.ca/images/schoolbus.jpg
--2021-05-11 17:26:54-- https://roadsafetyresearch.ca/images/aeb_01.jpg
--2021-05-11 17:26:54-- https://roadsafetyresearch.ca/images/aeb_02.jpg
--2021-05-11 17:26:55-- https://roadsafetyresearch.ca/papers/HDV_VRU.pdf
--2021-05-11 17:26:55-- https://roadsafetyresearch.ca/images/VRU_HDV.jpg
--2021-05-11 17:26:55-- https://roadsafetyresearch.ca/images/InVehicleAlcoholDetection.png
--2021-05-11 17:26:55-- https://roadsafetyresearch.ca/papers/InVehicleAlcoholDetection.pdf
--2021-05-11 17:26:55-- https://roadsafetyresearch.ca/papers/truck_platooning.pdf
--2021-05-11 17:26:55-- https://roadsafetyresearch.ca/images/truck_platooning.jpg
--2021-05-11 17:26:55-- https://roadsafetyresearch.ca/images/autonomous_trucks.jpg
--2021-05-11 17:26:55-- https://roadsafetyresearch.ca/papers/autonomous_trucks.pdf
--2021-05-11 17:26:55-- https://roadsafetyresearch.ca/images/longtd_crash_pulse.jpg
--2021-05-11 17:26:55-- https://roadsafetyresearch.ca/images/soi_crash.jpg
--2021-05-11 17:26:55-- https://roadsafetyresearch.ca/papers/carsp_2015_rollovers.pdf
--2021-05-11 17:26:55-- https://roadsafetyresearch.ca/images/rollover_scene.jpg
--2021-05-11 17:26:55-- https://roadsafetyresearch.ca/images/obl_crash_test.jpg
--2021-05-11 17:26:55-- https://roadsafetyresearch.ca/papers/Improving_Rear_Visibility.pdf
--2021-05-11 17:26:55-- https://roadsafetyresearch.ca/images/camera_rear_small.jpg
--2021-05-11 17:26:56-- https://roadsafetyresearch.ca/images/camera_side_small.jpg
--2021-05-11 17:26:56-- https://roadsafetyresearch.ca/images/advanced_edrs.jpg
--2021-05-11 17:26:56-- https://roadsafetyresearch.ca/papers/Frontal_Corner_Impacts.pdf
--2021-05-11 17:26:56-- https://roadsafetyresearch.ca/images/frontal_corner_impacts.jpg
--2021-05-11 17:26:56-- https://roadsafetyresearch.ca/images/soi_injury_cropped.jpg
```

toaster@Dell-Inspiron7: ~

File Edit View Search Terminal Help

```
--2021-05-11 17:26:54-- https://roadsafetyresearch.ca/images/schoolbus.jpg
--2021-05-11 17:26:54-- https://roadsafetyresearch.ca/images/aeb_01.jpg
--2021-05-11 17:26:54-- https://roadsafetyresearch.ca/images/aeb_02.jpg
--2021-05-11 17:26:55-- https://roadsafetyresearch.ca/papers/HDV_VRU.pdf
--2021-05-11 17:26:55-- https://roadsafetyresearch.ca/images/VRU_HDV.jpg
--2021-05-11 17:26:55-- https://roadsafetyresearch.ca/images/InVehicleAlcoholDetection.png
--2021-05-11 17:26:55-- https://roadsafetyresearch.ca/papers/InVehicleAlcoholDetection.pdf
--2021-05-11 17:26:55-- https://roadsafetyresearch.ca/papers/truck_platooning.pdf
--2021-05-11 17:26:55-- https://roadsafetyresearch.ca/images/truck_platooning.jpg
--2021-05-11 17:26:55-- https://roadsafetyresearch.ca/images/autonomous_trucks.jpg
--2021-05-11 17:26:55-- https://roadsafetyresearch.ca/papers/autonomous_trucks.pdf
--2021-05-11 17:26:55-- https://roadsafetyresearch.ca/images/longtd_crash_pulse.jpg
--2021-05-11 17:26:55-- https://roadsafetyresearch.ca/images/soi_crash.jpg
--2021-05-11 17:26:55-- https://roadsafetyresearch.ca/papers/carsp_2015_rollovers.pdf
--2021-05-11 17:26:55-- https://roadsafetyresearch.ca/images/rollover_scene.jpg
--2021-05-11 17:26:55-- https://roadsafetyresearch.ca/images/obl_crash_test.jpg
--2021-05-11 17:26:55-- https://roadsafetyresearch.ca/papers/Improving_Rear_Visibility.pdf
--2021-05-11 17:26:55-- https://roadsafetyresearch.ca/images/camera_rear_small.jpg
--2021-05-11 17:26:56-- https://roadsafetyresearch.ca/images/camera_side_small.jpg
--2021-05-11 17:26:56-- https://roadsafetyresearch.ca/images/advanced_edrs.jpg
--2021-05-11 17:26:56-- https://roadsafetyresearch.ca/papers/Frontal_Corner_Impacts.pdf
--2021-05-11 17:26:56-- https://roadsafetyresearch.ca/images/frontal_corner_impacts.jpg
--2021-05-11 17:26:56-- https://roadsafetyresearch.ca/images/soi_injury_cropped.jpg
```





main.log

```
566 Remote file exists but does not contain any link -- not retrieving.
567
568 Removing roadsafetyresearch.ca/images/truck_platooning.jpg.tmp.
569 unlink: No such file or directory
570
571 Spider mode enabled. Check if remote file exists.
572 --2021-05-11 17:26:55-- https://roadsafetyresearch.ca/images/autonomous_trucks.jpg
573 Reusing existing connection to roadsafetyresearch.ca:443.
574 HTTP request sent, awaiting response... 200 OK
575 Length: 45253 (44K) [image/jpeg]
576 Remote file exists but does not contain any link -- not retrieving.
577
578 Removing roadsafetyresearch.ca/images/autonomous_trucks.jpg.tmp.
579 unlink: No such file or directory
580
581 Spider mode enabled. Check if remote file exists.
582 --2021-05-11 17:26:55-- https://roadsafetyresearch.ca/papers/autonomous_trucks.pdf
583 Reusing existing connection to roadsafetyresearch.ca:443.
584 HTTP request sent, awaiting response... 200 OK
585 Length: 789578 (771K) [application/pdf]
586 Remote file exists but does not contain any link -- not retrieving.
587
588 Removing roadsafetyresearch.ca/papers/autonomous_trucks.pdf.tmp.
589 unlink: No such file or directory
590
591 Spider mode enabled. Check if remote file exists.
592 --2021-05-11 17:26:55-- https://roadsafetyresearch.ca/images/longtd_crash_pulse.jpg
```

Ln 572, Col 1 Sel 0 (1) 57499 chars, 1304 lines

Text

UNIX/OS X

UTF-8 w/o BOM

INS

W UnxUtils - Wikipedia

en.wikipedia.org/wiki/UnxUtils



WIKIPEDIA  
The Free Encyclopedia

Main page  
Contents  
Current events  
Random article  
About Wikipedia

Article Talk

# UnxUtils

From Wikipedia, the free encyclopedia

**UnxUtils** is a collection of ports of common GNU Unix-like utilities to native Win32, C-runtime msvcrt.dll. The collection was last updated externally on April 15, 2003 by available as of December 2016 was an open source project, UnxUtils Flat SourceF...

- [man.exe](#)
- [md5sum.exe](#)
- [mkdir.exe](#)
- [mkfifo.exe](#)
- [mknod.exe](#)
- [mv.exe](#)
- [mmdir.exe](#)
- [nl.exe](#)
- [od.exe](#)
- [paste.exe](#)
- [patch.exe](#)
- [sh.exe](#)
- [sha1sum.exe](#)
- [shar.exe](#)
- [sleep.exe](#)
- [sort.exe](#)
- [split.exe](#)
- [stego.exe](#)
- [su.exe](#)
- [sum.exe](#)
- [sync.exe](#)
- [tac.exe](#)
- [uudecode.exe](#)
- [uuencode.exe](#)
- [wc.exe](#)
- [wget.exe](#)
- [which.exe](#)
- [whoami.exe](#)
- [xargs.exe](#)
- [yes.exe](#)
- [zcat.exe](#)
- [zip.exe](#)
- [zsh.exe](#)

Enhancer for YouTube™

and other YouTube features

# Stop Motion Video

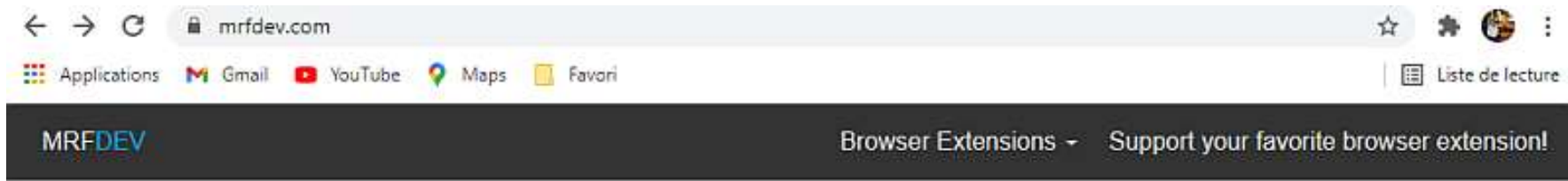
<https://www.youtube.com/watch?v=bZbWhurzYXA>

Press space to pause, < a few times to slow down,  
← or → to go back or forward 5 seconds,  
, or . to move frame by frame



# Browser Extensions:

<https://www.mrfdev.com/enhancer-for-youtube>



Hi, I'm Maxime!

I'm a back-end and front-end web developer living most of my time in the cloud to setup and maintain VPS, web servers, databases, and small to large web applications of all sorts. I have also created free browser extensions that are used daily by hundreds of thousands users \o/.

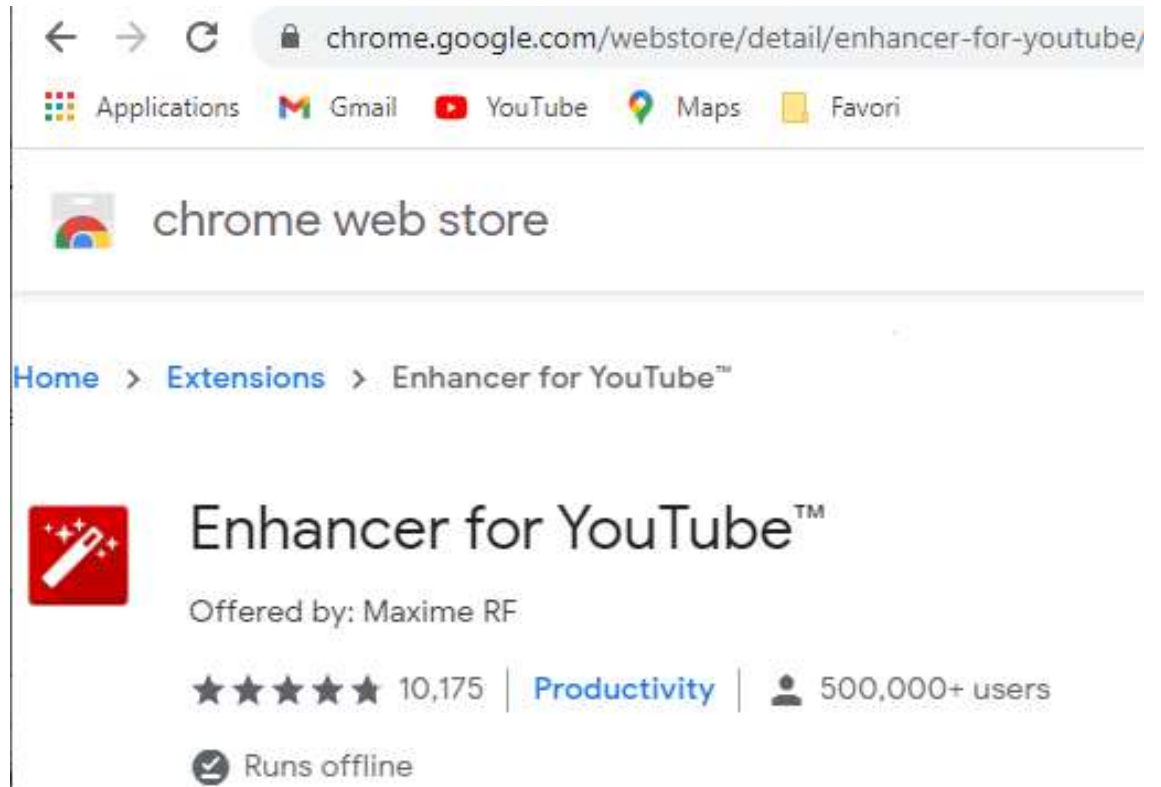


## A little More About Me...

I have years of experience in web development. I'm comfortable with CentOS, Ubuntu, NGINX, Redis, MariaDB/MySQL, PHP, HTML, CSS, and JavaScript, which is my preferred programming language. I'm a passionate coder who always tries to write or reuse the most optimized and efficient code for each project, so although I happen to use well known open source frameworks and libraries, I prefer to avoid them because they have been engineered for developer productivity first, not performance. If you are looking for a conscientious freelance developer to create your website the right way, or to improve it if you already have one, [contact me](#).

- <https://www.mrfdev.com/enhancer-for-youtube>
- At bottom of the web page page, select the browser that you are using, in the case of Chrome, it brings you to Google store. The installation is quick and free.

Enhancer for YouTube™ can be installed on Chrome, Edge, Firefox, and Opera, so if you want to give it a try, click the button that corresponds to your browser to install it from its official store (never install it from other websites!).




# Configuration

- Select the 3 dots icon, then the toothed wheel



## Video player

### Controls



### Place controls within the video player

Keep controls visible without having to click the **...** control or hover over it with the mouse cursor

### Place controls within a control bar

Control bar location:

Center the control bar below the video player when it is expanded or when the full screen mode is active

# Keyboard Shortcuts

- space bar to pause and start
- left & right to move 5 seconds back or forward
- < or > to speed down or up the video

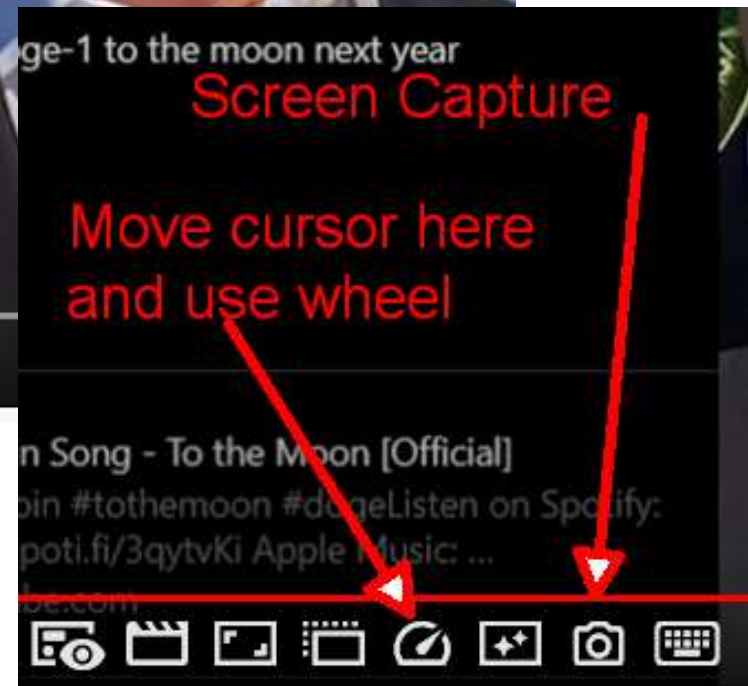
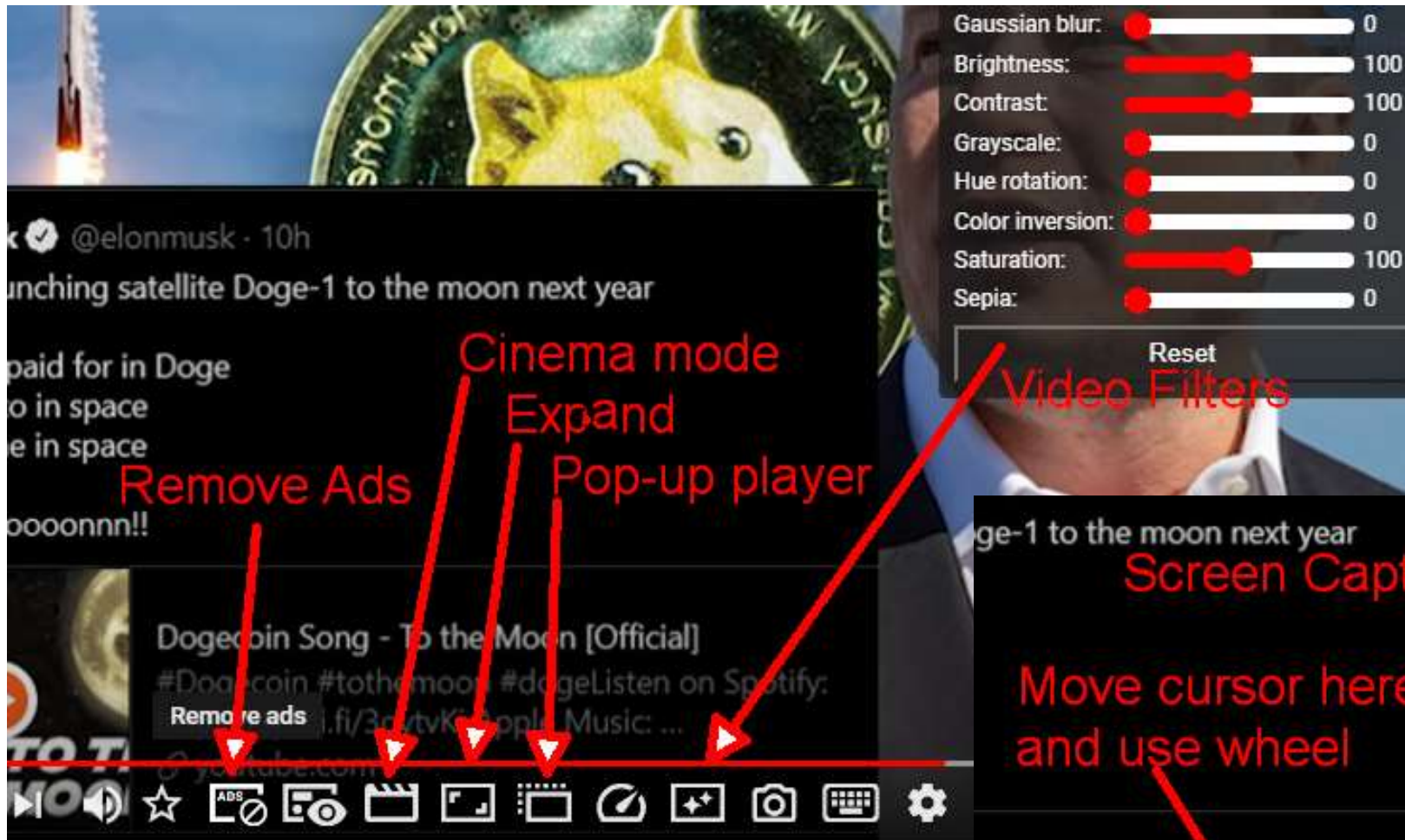
## Playback



- **Spacebar**: Toggle Play/Pause
- **↑** and **↓**: Increase and decrease volume by 5%
- **←** and **→**: Seek backward/forward 5 seconds
- **j**: Seek backward 10 seconds
- **l**: Seek forward 10 seconds
- **,**: Seek backward 1 frame when the video is paused
- **.**: Seek forward 1 frame when the video is paused
- **0** to **9**: Seek to a specific point in the video (4 advances to 40% of duration, 5 to 50%, etc...)
- **↶**: Seek to the beginning of the video
- **End**: Seek to the end of the video
- **<** (**Shift** + **,**): Decrease playback speed
- **>** (**Shift** + **.**): Increase playback speed



# Controls



# Right Click

The image shows a video player interface with a right-click context menu open. The video content is a tweet from Elon Musk about SpaceX launching the Doge-1 satellite to the moon. The context menu includes options like Loop, Copy video URL, Copy embed code, and Stats for nerds. A technical information overlay is also visible, displaying video ID, resolution, volume, codecs, and connection speed.

**Technical Information Overlay:**

- Video ID / sCPN: s6s7lFOxurU / DWDK DB74 9R7H
- Viewport / Frames: 860x484 / 9 dropped of 5324
- Current / Optimal Res: 854x480@30 / 854x480@30
- Volume / Normalized: 100% / 100% (content loudness -10.7dB)
- Codecs: vp09.00.51.08.01.01.01.00 (244) / opus (251)
- Color: bt709 / bt709
- Connection Speed: 4313 Kbps
- Network Activity: 0 KB
- Buffer Health: 124.18 s
- Mystery Text: s:4 t:483.23 b:420.001-607.407 P

**Context Menu Options:**

- Loop
- Copy video URL
- Copy video URL at current time
- Copy embed code
- Copy debug info
- Troubleshoot playback issue
- Stats for nerds

**Video Content:**

Elon Musk @elonmusk · 10h  
SpaceX launching satellite Doge-1 to the moon next year


- Mission paid for in Doge
- 1st crypto in space
- 1st meme in space

To the moooooon!!

MECOIN  
Dogecoin Song - To the Moon [Official]  
#Dogecoin  
https://s...

# Add to Queue Play Later



 **Elon Musk wants More Cranes At the Launch Site + Ingenuity**  
SpaceX Pink  
945 views • 1 hour

 **Hypothetical NASA Asteroid Exercise Destroys Europe**


 **YouTube** <sup>CA</sup>

Search

 Subscriptions

 Library

 History

 Your videos

 **Watch later**

 Liked videos

 Mix - Westlife - The R...



**IS THIS THE WORST BUILDING MATERIAL**

Queue • 1 / 2

 **IS THIS THE WORST BUILDING MATERIAL**



**Watch later**

1 video • No views • Updated today

# History

The image shows a screenshot of the YouTube website interface. On the left, the navigation menu is visible, with the 'History' option highlighted. A red arrow points to the 'History' menu item. Another red arrow points to the 'History' option in the navigation menu. The main content area displays a search result for 'who is leonhard Euler' and a video titled 'Jeff Buckley - Hallelujah (Official Video)'. Below this, there is a video titled 'SpaceX Starship Landing Achieved! - Why Did It Work Thi...'. On the right side, the watch history sidebar is visible, with a red circle highlighting it. The sidebar includes options such as 'Search watch history', 'History type', 'Watch history', 'Community', 'CLEAR ALL WATCH HISTORY', 'PAUSE WATCH HISTORY', 'MANAGE ALL HISTORY', 'Watch and search history', 'Comments', and 'Live chat'.

YouTube CA

Home

Explore

Subscriptions

Library

**History**

Your videos

Watch later

Liked videos

Show more

SUBSCRIPTIONS

Anton Petrov

Sabine Hossenfeld...

who is leonhard Euler

Jeff Buckley - Hallelujah (Official Video)

Jeff Buckley Music · 179M views

Watch the official music video for "Hallelujah" by Jeff Buckley Listen to Jeff Buckley: [https://JeffBuckley.Ink.to/listen\\_YD](https://JeffBuckley.Ink.to/listen_YD) Subscribe to the

6:34

SpaceX Starship Landing Achieved! - Why Did It Work Thi...

What about !!!? · 265K views

Get Surfshark VPN at <https://surfshark.deals/felix> - Enter promo code FELIX for 83% off and 3 month extra for FREE! SpaceX's

14:17

SpaceX Starship Landing Achieved! - Why Did It Work Thi...

Search watch history

History type

Watch history

Community

CLEAR ALL WATCH HISTORY

PAUSE WATCH HISTORY

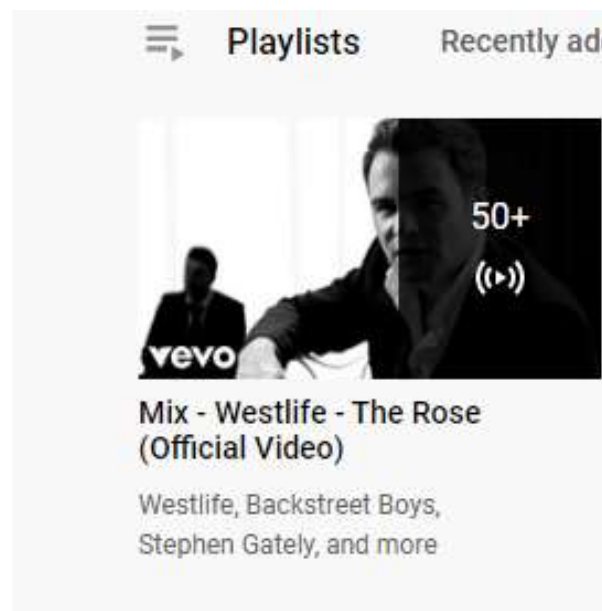
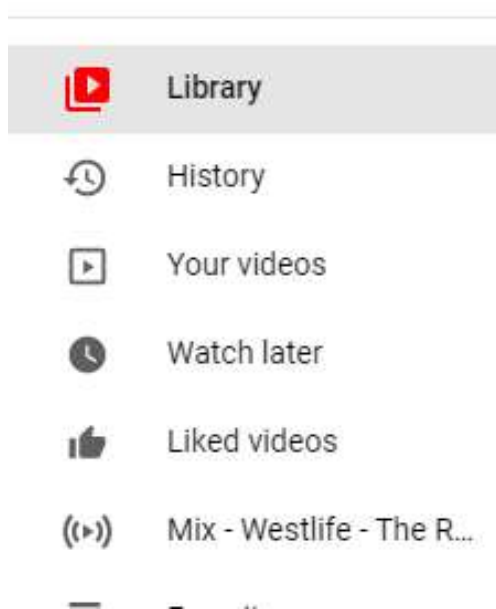
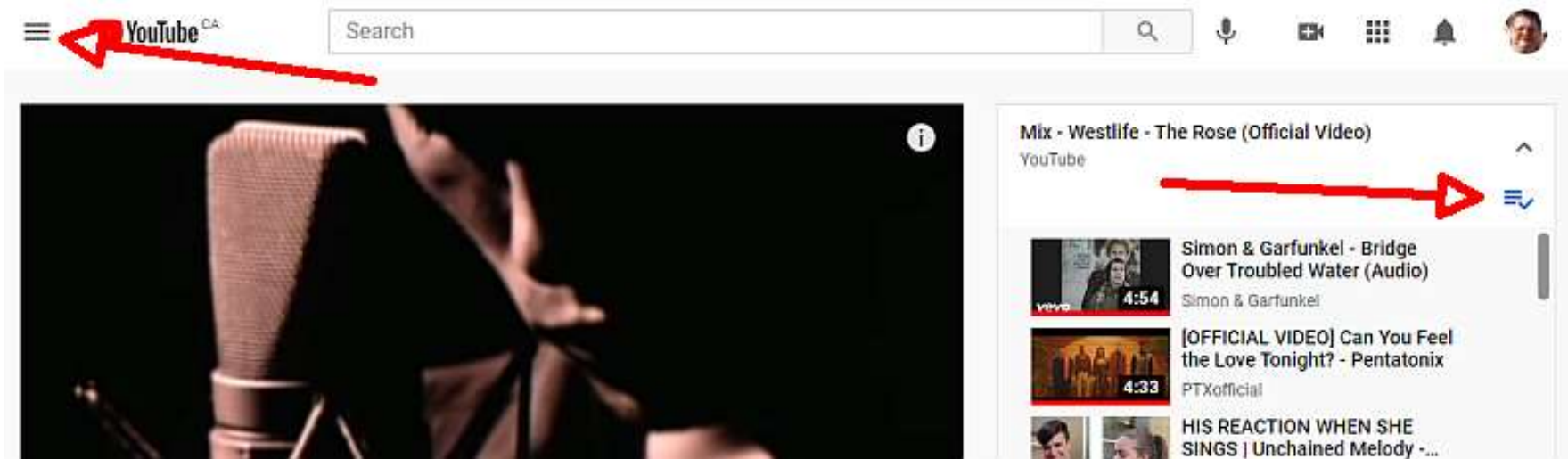
MANAGE ALL HISTORY

Watch and search history

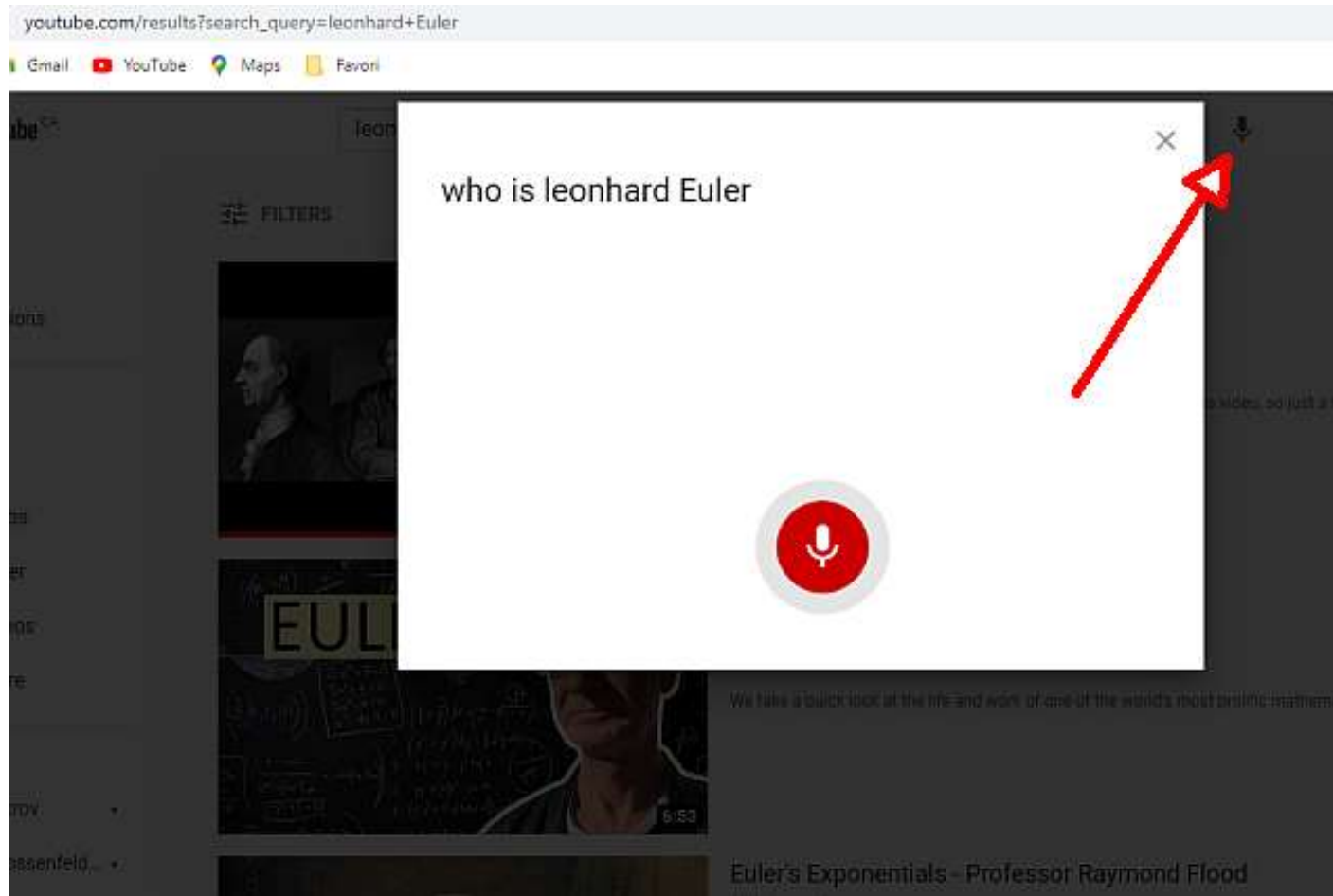
Comments

Live chat

# Playlist and Playlist Library



# Vocal Command



# Like or don't Like - Join / Subscribe

## How they make Money?

The image shows a YouTube video player interface. On the left is a navigation sidebar with the following items: Home, Explore, Subscriptions, Library, History, Your videos, Watch later, Liked videos, and Show more. Below this is a 'SUBSCRIPTIONS' section with a list of channels, including 'Anton Petrov'. The main video player area shows a video titled 'who is leonhard Euler' with a thumbnail of a man in a red shirt. The video progress bar shows 0:04 / 10:58. Below the video, the title 'g a Mistake in a Polar Drift Video' is visible, along with 8.3K likes, 41 comments, and a 'SHARE' button. At the bottom, there are 'JOIN' and 'SUBSCRIBED' buttons, and a notification bell icon. Red arrows point to the hamburger menu icon, the 'Watch later' button, the 'Liked videos' button, the 'JOIN' button, the 'SUBSCRIBED' button, and the notification bell icon.

Q & A

The End





**Any other:  
Questions  
Comments  
Shares?**

## Reduce the Anxiety of Managing Your Passwords Using **#Passwordphrasing**

Monday, June 7, 2021  
4:00 pm



Lawrence Patterson

Register at <https://bibliottawalibrary.ca/en/program?text=tech+cafe>

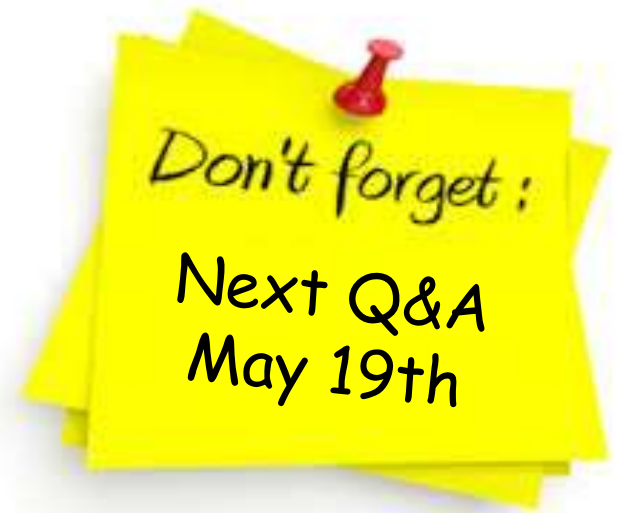
09 JUNE  
Video conference  
WEDNESDAY



# Origins of EdTech

**Mariana Ludmila Cortés**  
*CEO, One Laptop Per Child*





**Send your questions,  
answers, and topics  
you wish to share to:**

**[SuggestionBox@opcug.ca](mailto:SuggestionBox@opcug.ca)**

