



Q&A

Alan German & Chris Taylor
Ottawa PC Users' Group

Heads-up!



Speakers Wanted!

The club's meeting programme has been set until the end of the current "season" (June, 2021). We are now looking to fill the cupboard is bare. Topics on any aspect of computing are welcome and speakers to give presentation on those topics!

What sorts of issues would you like to hear about this fall? The Board of Directors welcomes all your suggestions.

Also, do you know of any individual or group who would like to make a presentation to our club? Identifying speakers is a challenging task for the small team of individuals who work on the meeting programme to you. Any assistance that you can provide would be doubly welcome.

Perhaps you have a specific computing interest that other club members would find informative, entertaining. Do you run a local area network on your home system? Does it include a NAS component?

SuggestionBox@opcug.ca

Members' Favourites

September 8, 2021

My favourite **whatchamacallit**

Have you noticed that presentations at Members' Favourites' nights are almost exclusively given by Board members? We want to change this by re-activating an idea from a year ago - with a twist! We have scheduled a Members' Favourites' night for September, 2021. At this meeting we will offer a 2TB portable USB drive as the prize for the member giving the best presentation. (Current members of the Board of Directors will not be eligible for the prize.) A real-time poll over Zoom will allow all those present to cast their vote for **the** members' favourite!

You have lots of time to consider your topic of choice, sharpen your thesis on the issues involved, and create your presentation masterpiece with which to wow the crowd. So start planning your presentation today. September 8 - and a possible external USB drive - beckon!



Software backup via FTP/SFTP

Last week

Share Software backup via FTP/SFTP

- Compressed - preferably ZIP or 7z
- Encrypted- preferably aes256
- Incrementals
- command line control
- ✕ • Easily find & restore file/folder/disk easily and replicating hierarchy.
- ✕ • Shadow copies to handle open files
- Continue interrupted backups
- Background backups at low priority on CPU(multithreaded nice) or bandwidth
- Timestamps on backups
- Version controls

Tom Trotter

- Chris suggested most regular backup programs could accomplish this
 - EaseUS Todo Backup
 - copies the normal image backup file to FTP

Share

Zoom tips



Kevin Stratvert

- Top 20 Zoom Tips & Tricks
 - <https://www.youtube.com/watch?v=UEABW3ddZkc>
- Top 20 video hacks in Zoom
 - <https://www.youtube.com/watch?v=ImSBKHZBSnI>
- Top new features in Zoom
 - <https://www.youtube.com/watch?v=WjwZTRve3Zc>



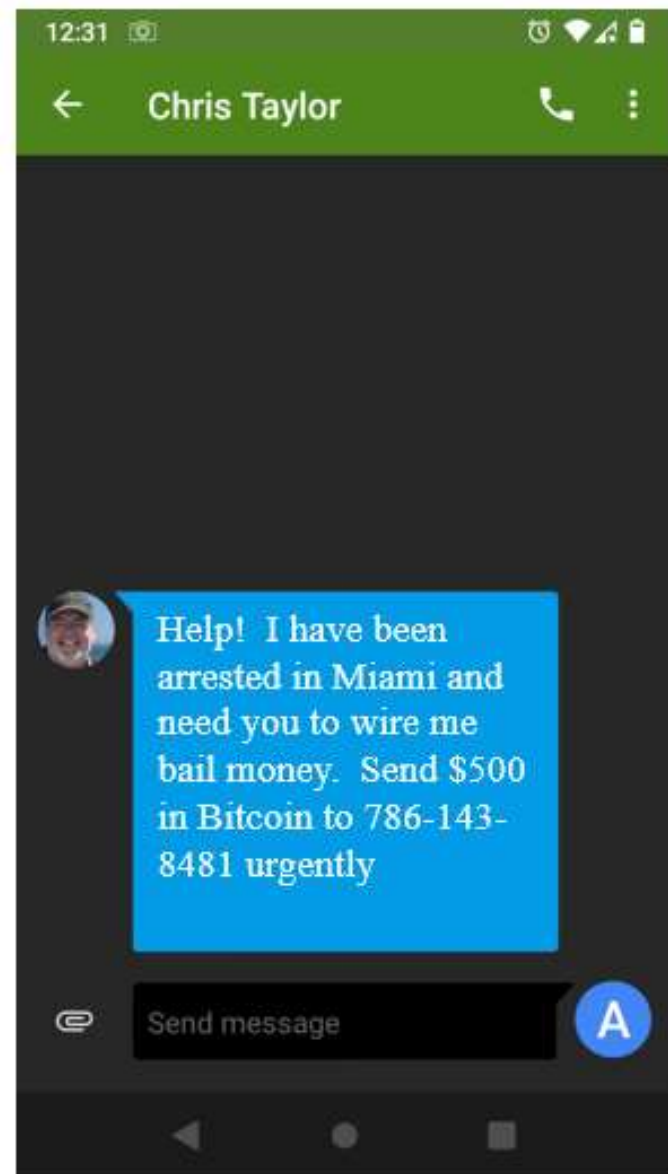
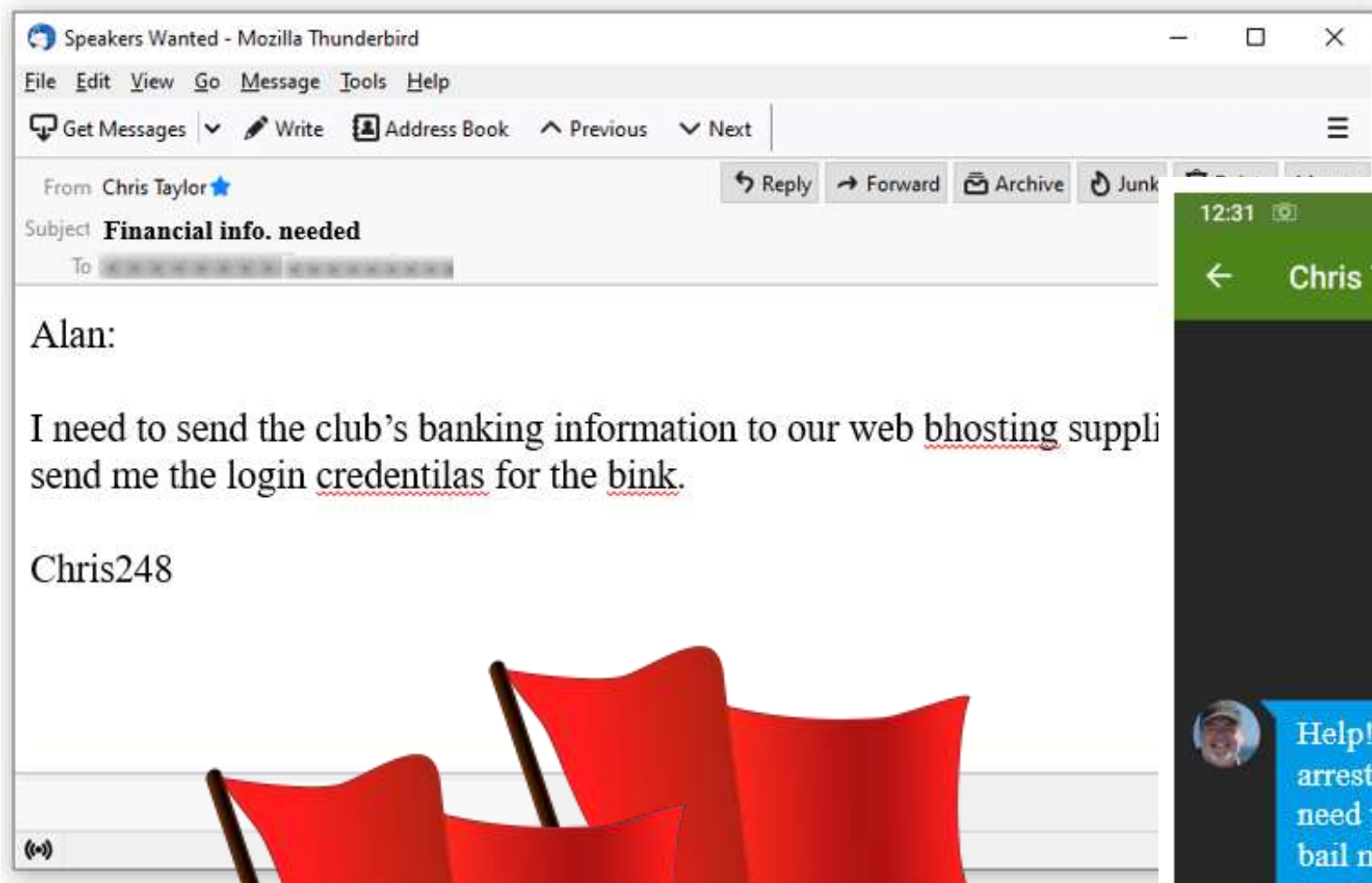


What's Currently in Circulation?

Have you received any scam messages or telephone calls recently?

Send us a copy (anonymized) of the message or a description of the call.

At the Q&A session on April 7th we will review all submissions.





Members' Favourites poll

- Members' Favourites in September
 - a **non-board member** will win a prize for **best presentation**
 - 2 TB portable, external hard drive, value: approx. \$85
- Tonight
 - we will test the polling



Share

PinePower - 120W Power Supply



<https://www.youtube.com/watch?v=60IG0XmHtcY>



PinePower – 120W Desktop Power Supply – US Version

Community price: \$34.99

(Retail price: \$39.99)

1 x USB-C PD PORT 65 W

1 x USB-A QC3.0 PORT 18 W

3 x USB-A PORTS 15 W (each port)

WIRELESS Q Charging 10 W (fast)

Individual port voltage/current status display

<https://pine64.com/product/pinepower-120w-desktop-power-supply-us-version/?v=0446c16e2e66>

Follow-up

KeepPass auto-type



- OPCUG Mar meeting
 - I showed how to use auto-type to automate logging into a web site
- It can be easier than that!

Thanks to **Jocelyn**
for asking a question about auto-type
and **Alan**
for finding a video that showed some of this

Follow-up

What I showed

Auto-type in operation

Double-click URL to open browser at login page

Click in field for sign in name (if cursor not there already)

Switch back to KeePass

Tip for easier switch back to KeePass
- press **Ctrl-Alt-K**
- or set KeePass to **View | Always on Top**

With VirusTotal entry highlighted

press **Ctrl-v** or...

Right-click the VirusTotal line

Choose **Perform Auto-Type**

Title	User Name	Password	URL	Notes
Demo pass...	123456789	*****		
Facebook	JoeUser@example.com	*****		
Holiday Inn	JoeUser@example.com	*****	https://...	Remarks c...
MasterCard		*****		Card: 451...
Passport		*****		Passport n...
VirusTotal	chylka.ca@outlook.com	*****	https://...	

Too much back-and-forth...

Follow-up

Simpler approach

Auto-type setup

Create KeePass entry for site

Set **User name:**
to account name on site

Set **Password:**
to password of account on site

Set **URL:** to sign-in page for site

Edit Entry
You're editing an existing entry.

Entry Advanced Properties Auto-Type History

Title: Virus Total Icon:

User name: ctaylor.ca@outlook.com

Password:

Repeat:

Quality: 55 bits 12 ch.

URL: https://www.virustotal.com/gui/sign-in

Notes: Demo logon

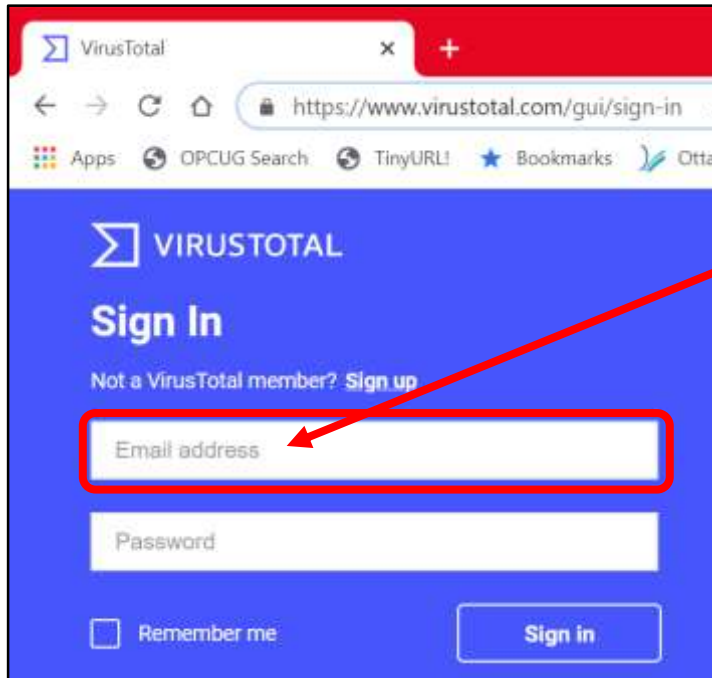
Expires: 2021-03-05 12:00:00 AM

Tools OK Cancel

Still have to set up entry
in KeePass *of course!*

Follow-up

Can be as simple as...



Go to web site login page
Click in field for user name
Press Ctrl-Alt-A

KeePass

- looks for entry with same name as title bar of login screen
- feeds *username* and *password* to web page

Works if

- Title bar of sign-in window same as entry in KeePass
- **username{tab}password{enter}** works to log in
- KeePass is running and not locked

If KeePass is running but locked, you are prompted for KeePass password

Ctrl-Alt-A can be customized

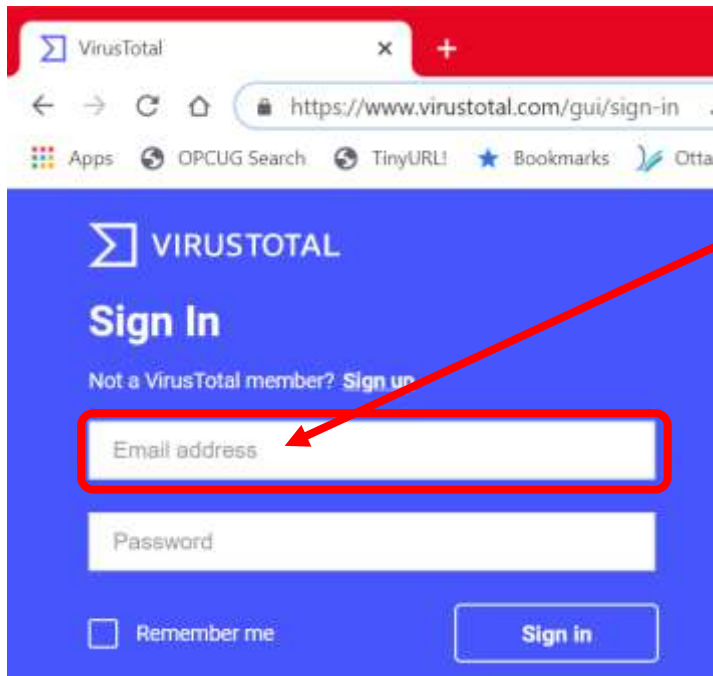
Follow-up

Maybe a better way



Start in KeePass
- double-click to open browser at login page

Benefit
- get right to correct login page
- you know KeePass is open and unlocked



Click in field for user name
Press Ctrl-Alt-A

Ctrl-Alt-A can be customized if a conflict

Follow-up

Four
most
common
reasons
for
failure



Follow-up

Different keystrokes needed

Log in keystrokes not
{username}{tab}{password}{enter}

The image shows two overlapping dialog boxes from the KeePass application. The top dialog is 'Edit Entry' with the 'Auto-Type' tab selected. It has a checkbox for 'Enable auto-type for this entry' which is checked. Below it, there are radio buttons for 'Inherit default auto-type sequence from group' and 'Override default sequence', with the latter selected. A text field contains the sequence '{USERNAME}{TAB}{PASSWORD}{ENTER}'. An 'Edit' button is next to it. The bottom dialog is 'Configure Keystroke Sequence' with 'Use custom keystroke sequence' selected. A text field contains the same sequence. Below it is an 'Insert placeholder' section with a list of options: 'Standard Fields' (USERNAME, PASSWORD, URL, TITLE), 'Key Modifiers' (Shift, Ctrl, Alt), and 'Special Keys' (TAB, ENTER, UP, DOWN, LEFT, RIGHT, HOME, END, F1-F12, DELETE, SPACE). Red arrows point from text boxes to these elements: 'Edit entry in KeePass' points to the title bar; 'Click Auto-type tab' points to the 'Auto-Type' tab; 'Click Override default sequence' points to the selected radio button; 'Click Edit' points to the 'Edit' button; 'Define a new sequence' points to the text field in the second dialog; and 'You can type in things like (TAB) or click the ones you want in Insert placeholder section' points to the 'Special Keys' list.

See also <https://keepass.info/help/base/autotype.html>

Users helping users

Override default
Auto-Type sequence
I covered this at March meeting

Follow-up

Delays at web site

Sign in



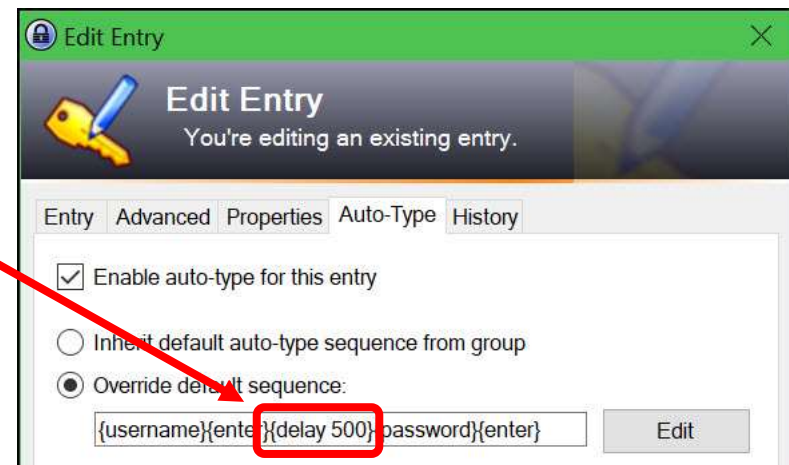
New user? [Create an account](#)

Email address

Continue

Delay after entering email address
KeePass has sent password before Adobe asks for it

Edit default sequence
add **{delay n}**
n = milliseconds



Follow-up

Login fields already filled in

BEST BUY

< Back to previous page

Sign In

Email Address

Password

Show

Sign In Forgot Password?

*username already filled in
KeePass will duplicate email address*

*Edit default sequence
add **{Clearfield}** to delete what's there*

Edit Entry

You're editing an existing entry.

Entry Advanced Properties Auto-Type History

Enable auto-type for this entry

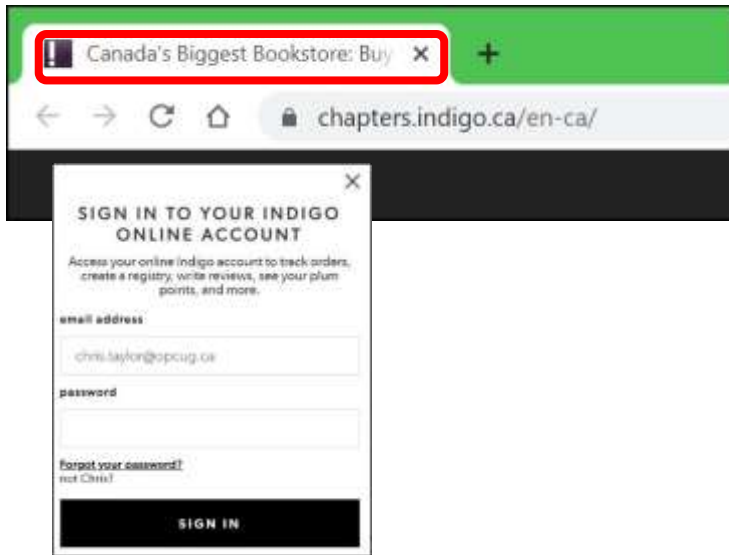
Inherit default auto-type sequence from group

Override default sequence:

 Edit

Follow-up

Title bar / KeePass entry mismatch



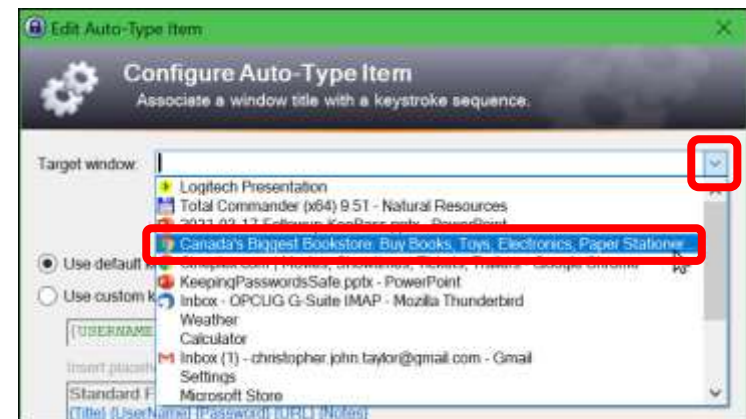
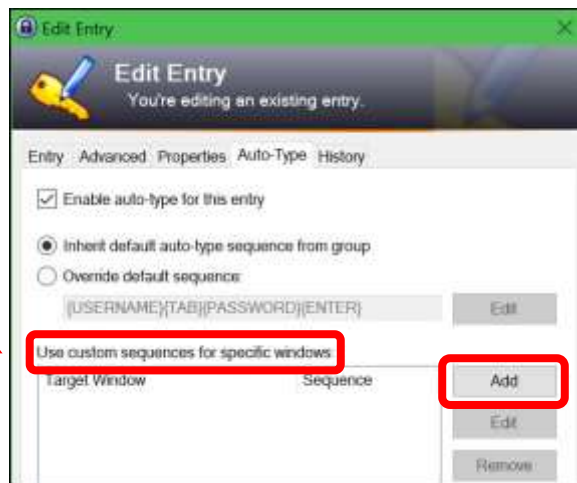
Chapters/Indigo title bar
Canada's Biggest Bookstore

I don't want KeePass entry named that!

Make sure login page is open

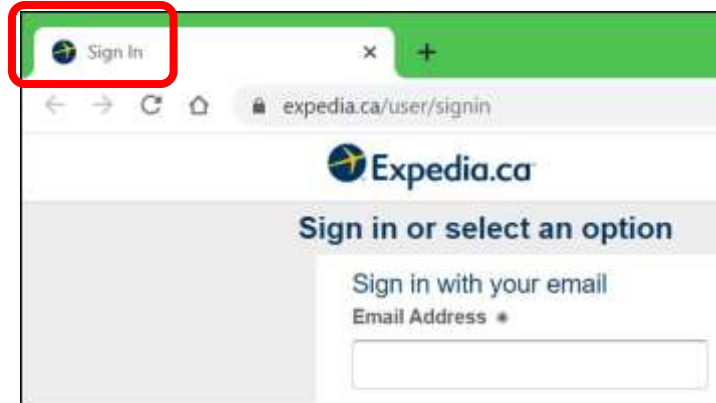
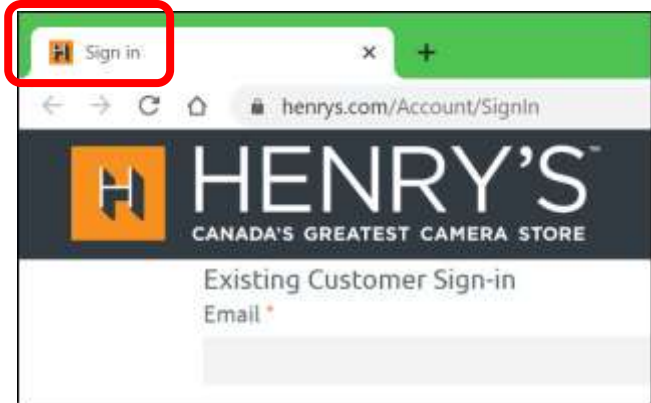
Click chevron
- select login page

Use custom sequences for specific windows

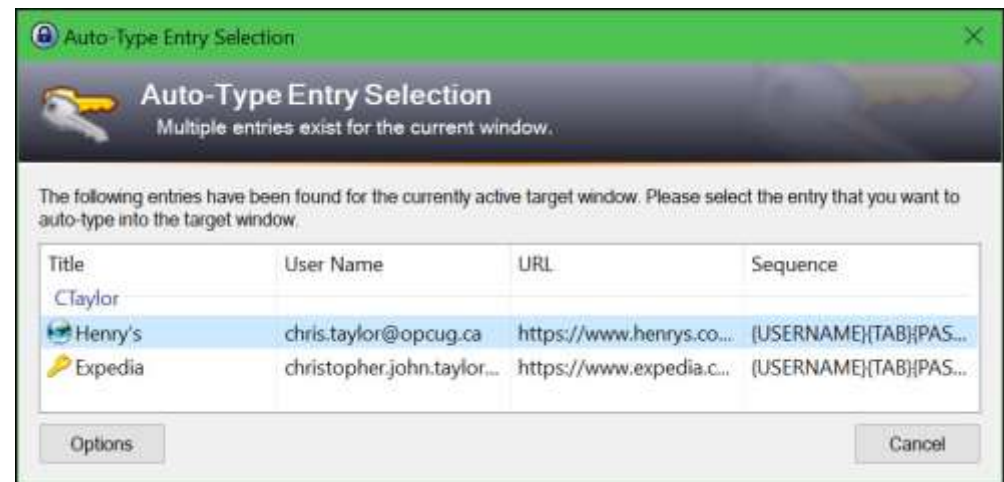


Follow-up

Duplicate login page name



When you auto-type (Ctrl-Alt-A)
box pops up
click the one you want



Follow-up

Auto-type customizations

Lots of other customizations available

Should handle just about any circumstance

<https://keepass.info/help/base/autotype.html>



Two Good to Miss!

- Join OPCUG before March 31st
- Pay the annual membership fee of \$20.00
- Receive a free-year's membership

**Two years for
the price of one!**

<https://opcug.ca/join-or-renew/>





Full disk encryption?

- How do you encrypt your HDD/SSD via hardware password using BIOS/UEFI?
- Does adding it delete all your current data?



A

BitLocker

- If you are using Windows 10 Pro then you can use BitLocker encryption
- The encryption keys can be created in software or stored in the computer's Trusted Platform Module (TPM) chip on the motherboard (more common with laptops)

Andrew Petrovic



BitLocker overview

BitLocker Drive Encryption is a data protection feature that integrates with the operating system and addresses the threats of data theft or exposure from lost, stolen, or inappropriately decommissioned computers.

BitLocker provides the most protection when used with a Trusted Platform Module (TPM) version 1.2 or later. The TPM is a hardware component installed in many newer computers by the computer manufacturers. It works with BitLocker to help protect user data and to ensure that a computer has not been tampered with while the system was offline.

<https://docs.microsoft.com/en-us/windows/security/information-protection/bitlocker/bitlocker-overview>



- If anyone steals your computer, they cannot access the data
- The downside is that if you forget your access password, there's no back door in!
- Encryption does not destroy the data on the disk (but you would clearly make a backup of your data before encrypting it)

Self Encrypting Drives (SED)

- Hardware-based full disk encryption
- Common standards
 - FIPS 140-2 and TCG Opal 2.0
- Automatically encrypts and decrypts data (transparent encryption)
- Increasingly adopted by the government and military for use in mission-critical applications
- Normally expensive

- But, consider a **conventional Samsung SSD**
 - Readily available for purchase for less than \$100
 - Supports AES 256-bit hardware-based encryption
(check the fine print)
 - Compliant with TCG Opal
(unless FIPS 140-2 validation is required)

**Samsung SSD Self-Encryption Provides
Highest Level of Protection against
Data Loss**


SAMSUNG

- SED's use an on-drive cryptoprocessor to encrypt and decrypt your data
- They generate a unique, randomized, symmetric data encryption key (DEK) that's stored in the drive itself
- The DEK never makes its way to the host system's RAM, where it can be attacked
- Furthermore, because the DEK is stored within the drive, **its value is not known to the user**
- **Users need to set a unique password on the SED to have them lock when powered off**

Share

File and folder encryption

- If you have only a few files or folders that contain sensitive information, full-disk encryption is the sledgehammer fix
- Why not encrypt a single file, a folder of files, or a “container”?





OTTAWA

PC NEWS

Volume 26, Number 1

January 2009

PRODUCT REVIEW

File Encryption with AxCrypt *by Alan German*

There is an enormous wealth of free software available from the open-source community so, when you are looking for a specific utility, it's not hard to find something that will readily do the job at hand. When it comes to file encryption, one of the simpler open-source programs you can use is AxCrypt from Axantum Software AB in Sweden.

When encrypting a file, AxCrypt demands that you enter the desired password twice in order to ensure that the two entries are consistent. The same password must be entered before the file will be decrypted. If you don't like

<https://opcug.ca/Reviews/axcrypt.htm>



“Legacy version”


<https://www.axantum.com>

“Axcrypt 2”






<https://axcrypt.net>


	FREE FOR EVERYONE	PREMIUM FOR INDIVIDUALS <small>6.00 €AD</small> 4.67 CAD PER MONTH	BUSINESS FOR ORGANISATIONS <small>17.00 €AD</small> 13.50 CAD PER MONTH PER USER		
	0 CAD	4.67 CAD	13.50 CAD		
	CREATE ACCOUNT	START FREE MONTH	START FREE MONTH		
Feature	Mac PC	Feature	Mac PC	Feature	Mac PC
Viewer	✓ ✓	Everything in Free plus:	Viewer	✓ ✓	Everything in Premium plus:
AES-128 Encryption	✗ ✓	Account Key Backup	✓ ✓	Professional Use	✓ ✓
Account Key Backup	✗ ✓	Open Shared Keys	✓ ✓	Business Priority Support	✓ ✓
Open Shared Keys	✗ ✓	AES-256 Encryption	✓ ✓	Business Admin	✓ ✓
Community Support	✗ ✓	Mobile App	✓ ✓	Master Key	✓ ✓
		Secured Folders	✓ ✓		



TopSecret




DataDisk (D:) > TopSecret

<input type="checkbox"/> Name	Date modified	Size
 code_cleaner_macro.docx	2017-04-23 4:38 AM	15 KB
 offshore_funds.xls	2014-01-26 9:43 AM	70 KB
 passport.jpg	2001-07-26 6:44 PM	242 KB



TopSecret

DataDisk (D:) > TopSecret

<input type="checkbox"/> Name	Date modified	Size
 code_cleaner_macro.docx	2017-04-23 4:38 AM	15 KB
 offshore_funds.xls	2014-01-26 9:43 AM	70 KB
 passport.jpg	2001-07-26 6:44 PM	242 KB

Right-click

DataDisk (D:) > TopSecret

Name	Date modified	Type	Size
code_cleaner_macro.docx	2017-04-23 4:38 AM	Microsoft Word D...	15 KB
offshore_f...	2014-01-26 9:43 AM	Microsoft Excel 97...	70 KB
passport.j		FastStone JPG File	242 KB




The image shows a Windows context menu for the file 'offshore_f...'. The 'AxCrypt' option is highlighted with a red rectangle, and its sub-menu is open, also highlighted with a red rectangle. The sub-menu contains the following options:

- Encrypt
- Encrypt a copy
- Encrypt copy to .EXE
- Clear Passphrase Memory
- Make Key-File
- Shred and Delete
- About
- Language >

The main context menu includes the following options:

- Open
- New
- Print
- Share with Skype
- Edit with Notepad++
- AxCrypt
- Scan with Microsoft Defender...
- What's locking this file?
- Share
- Open with >
- File Shredder >
- PowerRename
- Restore previous versions
- Send to >
- Cut
- Copy
- Create shortcut
- Delete
- Rename
- Properties

DataDisk (D:) > TopSecret

<input type="checkbox"/> Name	Date modified	Type	Size
 code_cleaner_macro.docx	2017-04-23 4:38 AM	Microsoft Word D...	15 KB
<input checked="" type="checkbox"/>  offshore_funds.xls	2014-01-26 9:43 AM	Microsoft Excel 97...	70 KB
 passport.jpg	2001-07-26 6:44 PM	FastStone JPG File	242 KB

AxCrypt 1.7.3156.0

Enter passphrase
.....

Verify passphrase
.....




Key-File
.....

Remember this for decryption
 Use as default for encryption

OK Cancel

[Secrets - On Line Password Manager](#)

DataDisk (D:) > TopSecret

<input type="checkbox"/> Name	Date modified	Type	Size
 code_cleaner_macro.docx	2017-04-23 4:38 AM	Microsoft Word D...	15 KB
 offshore_funds-xls.axx	2021-03-12 3:23 PM	AxCrypt Encrypte...	25 KB
 passport.jpg	2001-07-26 6:44 PM	FastStone JPG File	242 KB



offshore_funds-xls.axx

Excel

FILE HOME Injury New Tab INSERT PAGE LAYOUT FORMULAS DATA REVIEW VIEW DEVELOPER

Cut Copy Paste Format Painter Clipboard

Font

Alignment

Number

Conditional Formatting Format as Table

fx

Text Import Wizard - Step 1 of 3

The Text Wizard has determined that your data is Delimited.
If this is correct, choose Next, or choose the data type that best describes your data.

Original data type

Choose the file type that best describes your data:

- Delimited - Characters such as commas or tabs separate each field.
- Fixed width - Fields are aligned in columns with spaces between each field.

Start import at row: 1 File origin: Windows (ANSI)

My data has headers.

Preview of file D:\TopSecret\offshore_funds-xls.axx

```
1 1 0"nF ly, ;Ùè!! *%BÁB»w8BÁA ew%B|pÙ~«FTÍ [N*ø-Jd|Áw»l|QÑÁ|p*Ý±|ñ|Eñ•á
2 e||Sfv•b3|/, |lÖ1lv~@S|Öá+*E' s•æ^øµB' |[<>Ö=ŠÓúLFÁ"t >è|l|ó*4f*|*E}á|l|V}~Ù
3 || Tíøf
4 ?P`|R³Á*Çj|l|s|U|l|ó"-i «qó|Á+Ùæ||`|pB] cŠÈè|yGÙ+úÁ|yÈç»èa<|Q|) %|yÈóÈ<|*øòPWµ
5 . 'zQ, ±É; IóÈ°1- ö-4yÈ|l|0) ØYÈè;-ýø, llw2
```

Cancel < Back Next > Finish

DataDisk (D:) > TopSecret

<input type="checkbox"/>	Name	Date modified	Type	Size
<input type="checkbox"/>	code_cleaner_macro.docx	2017-04-23 4:38 AM	Microsoft Word D...	15 KB
<input checked="" type="checkbox"/>	offshore_funds.xls	2021-03-12 2:23 PM	AxCrypt Encrypte...	25 KB
<input type="checkbox"/>	passport.jpg	2021-03-12 2:23 PM	FastStone JPG File	242 KB

- Open
- Share with Skype
- Edit with Notepad++
- AxCrypt
- Scan with Microsoft Defender...
- What's locking this file?
- Share
- Open with
- File Shredder
- PowerRename
- Restore previous versions
- Send to
- Cut
- Copy
- Create shortcut
- Delete
- Rename
- Properties

- Decrypt**
- Open
- Rename
- Clear Passphrase Memory
- Make Key-File
- Shred and Delete
- About
- Language

AxCrypt 1.7.3156.0

offshore_funds-xls.axx

Enter passphrase
.....




Key-File
.....

Remember this for decryption
 Use as default for encryption

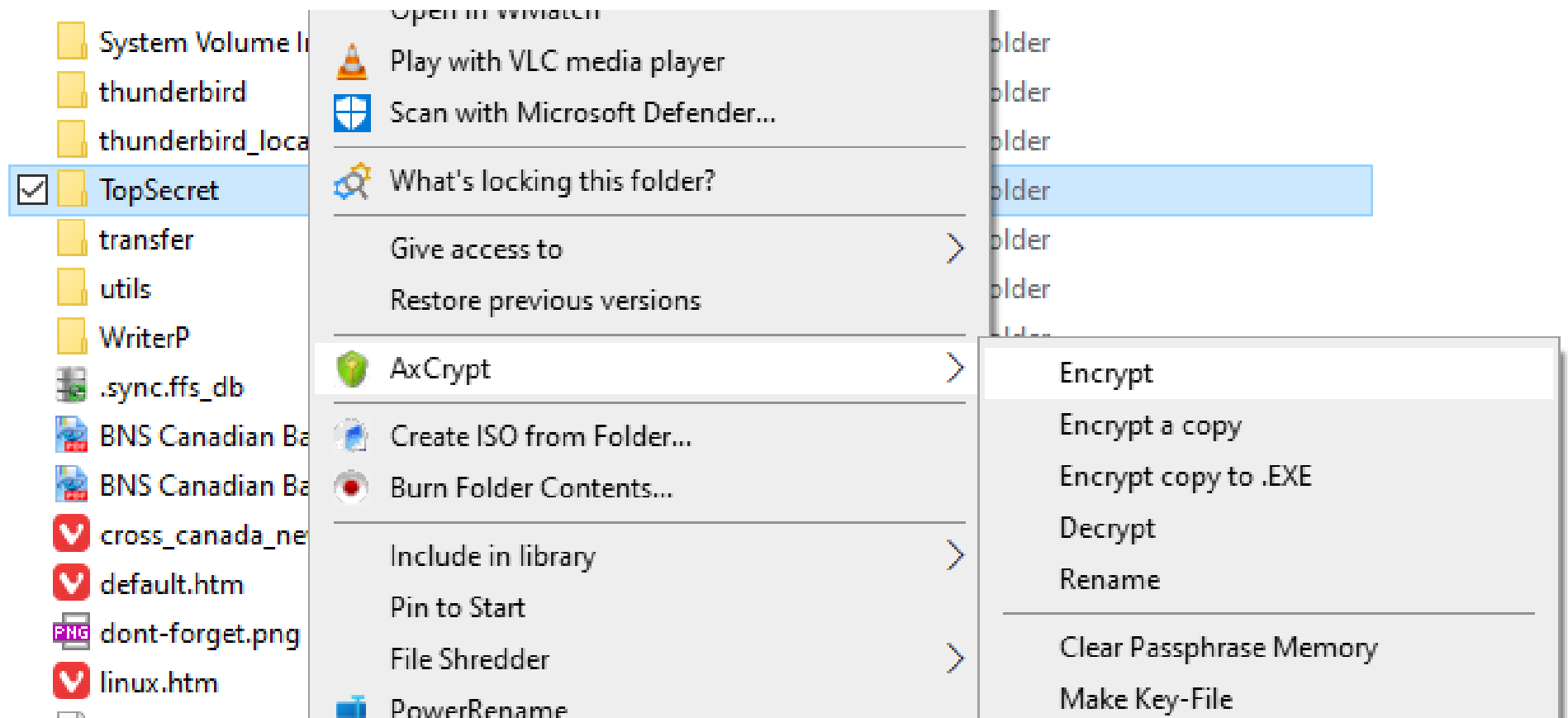
OK Cancel















[Secrets - On Line Password Manager](#)










DataDisk (D:) > TopSecret

<input type="checkbox"/> Name	Date modified	Type	Size
 code_cleaner_macro.docx	2017-04-23 4:38 AM	Microsoft Word D...	15 KB
 offshore_funds.xls	2014-01-26 9:43 AM	Microsoft Excel 97...	70 KB
 passport.jpg	2001-07-26 6:44 PM	FastStone JPG File	242 KB




Encrypt an entire folder



	System Volume Information	2021-03-01 10:51 AM	File folder	
	thunderbird	2021-03-11 12:58 PM	File folder	
	thunderbird_local_folders	2021-03-08 11:08 AM	File folder	
<input checked="" type="checkbox"/>	 TopSecret	2021-03-12 3:37 PM	File folder	
	transfer	2021-03-12 1:13 PM	File folder	
	utils	2020-02-24 2:01 PM	File folder	
	WriterP	2020-11-04 9:59 AM	File folder	
	.sync.ffs_db	2021-03-12 2:28 PM	FreeFileSync Sync...	89 KB
	BNS Canadian Banks Deposit Notes...	2021-03-09 2:32 PM	PDF-XChange Vie...	221 KB
	BNS Canadian Banks Deposit Notes...	2021-03-09 1:44 PM	PDF-XChange Vie...	594 KB
	cross_canada_news_gatherer.htm	2012-03-12 10:28 AM	Vivaldi HTML Doc...	3 KB
	default.htm	2020-12-09 4:50 PM	Vivaldi HTML Doc...	5 KB
	dont-forget.png	2021-03-09 10:14 PM	FastStone PNG File	60 KB
	linux.htm	2021-01-23 2:06 PM	Vivaldi HTML Doc...	4 KB

 System Volume Information	2021-03-01 10:51 AM	File folder	
 thunderbird	2021-03-11 12:58 PM	File folder	
 thunderbird_local_folders	2021-03-08 11:08 AM	File folder	
<input checked="" type="checkbox"/>  TopSecret	2021-03-12 3:37 PM	File folder	
 transfer	2021-03-12 1:13 PM	File folder	
 utils	2020-02-24 2:01 PM	File folder	
 WriterP	2020-11-04 9:59 AM	File folder	
 .sync.ffs_db	2021-03-12 2:28 PM	FreeFileSync Sync...	89 KB
 ...	2021-03-08 11:08 AM	PDF XPS ...	221 KB

DataDisk (D:) > TopSecret

<input type="checkbox"/> Name	Date modified	Type	Size
<input type="checkbox"/>  code_cleaner_macro-docx.axx	2021-03-12 3:37 PM	AxCrypt Encrypte...	15 KB
 offshore_funds-xls.axx	2021-03-12 3:37 PM	AxCrypt Encrypte...	25 KB
 passport-jpg.axx	2021-03-12 3:37 PM	AxCrypt Encrypte...	242 KB

Multi-Platform Encryption *by Alan German*

For a number of years I used TrueCrypt, an open-source encryption utility, to store a number of individual files in an encrypted container (folder). However, in 2014, the program's developers abruptly indicated that they would no longer support the software and suggested that users should switch to Microsoft's BitLocker product.

Now, I had several issues with this "solution". Firstly, BitLocker is only available in certain editions of Windows – typically the "ultimate" type versions –

Password", and checking the box labelled "TrueCrypt Mode". Finally, I had to enter the old password for the encrypted folder, and the new password (in duplicate). For my purposes, I made the "new" password the same as the old password since all I was really doing was accessing the container in TrueCrypt format and converting it to VeraCrypt format.

The folder could then be mounted using any available driver letter to create a virtual drive. This drive then provided access to the now-unencrypted files in the container.

FreeFileSync) do not consider that any changes have taken place, and will omit the encrypted folder from the standard backup process.

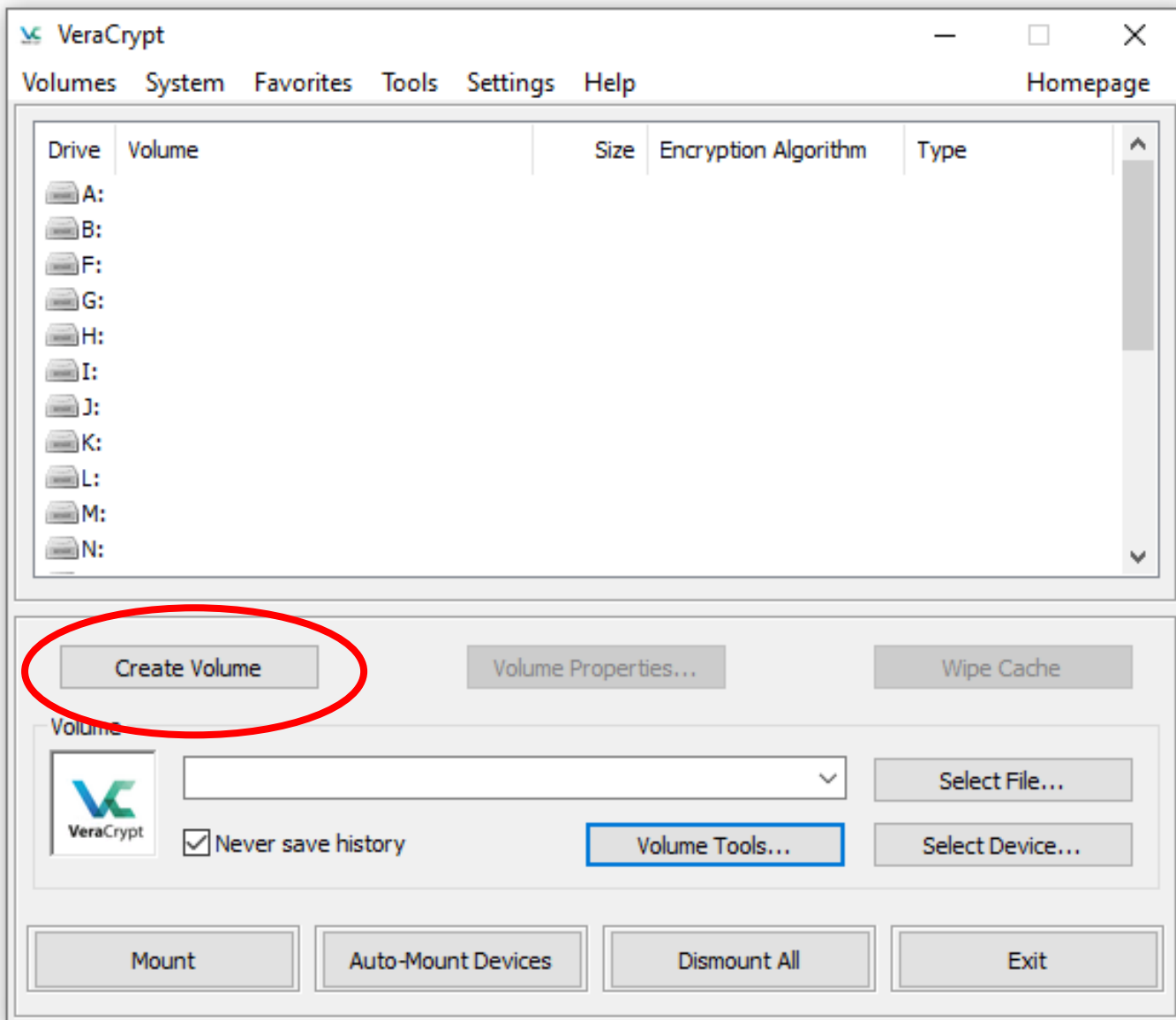
In the Linux world, the "touch" command can be used to change the time-date stamp on a file or a folder to that when the command is activated. A nice feature of this command is that it can be run as part of a script file to un-encrypt/re-encrypt a folder. Fortunately, this same command has been compiled as an executable Windows' program (touch.exe)

<https://opcug.ca/Articles/1609.pdf>

Veracrypt

<https://www.idrix.fr>







VeraCrypt Volume Creation Wizard

Create an encrypted file container

Creates a virtual encrypted disk within a file. Recommended for inexperienced users.

[More information](#)

Encrypt a non-system partition/drive

Encrypts a non-system partition on any internal or external drive (e.g. a flash drive). Optionally, creates a hidden volume.

Encrypt the system partition or entire system drive

Encrypts the partition/drive where Windows is installed. Anyone who wants to gain access and use the system, read and write files, etc., will need to enter the correct password each time before Windows boots. Optionally, creates a hidden system.

[More information about system encryption](#)

Help

< Back

Next >

Cancel



Volume Type

Standard VeraCrypt volume

Select this option if you want to create a normal VeraCrypt volume.

Hidden VeraCrypt volume

It may happen that you are forced by somebody to reveal the password to an encrypted volume. There are many situations where you cannot refuse to reveal the password (for example, due to extortion). Using a so-called hidden volume allows you to solve such situations without revealing the password to your volume.

[More information about hidden volumes](#)

Help

< Back

Next >

Cancel



Volume Location

d:\StrongBox

Select File...

Never save history

A VeraCrypt volume can reside in a file (called VeraCrypt container), which can reside on a hard disk, on a USB flash drive, etc. A VeraCrypt container is just like any normal file (it can be, for example, moved or deleted as any normal file). Click 'Select File' to choose a filename for the container and to select the location where you wish the container to be created.

WARNING: If you select an existing file, VeraCrypt will NOT encrypt it; the file will be deleted and replaced with the newly created VeraCrypt container. You will be able to encrypt existing files (later on) by moving them to the VeraCrypt container that you are about to create now.

Help

< Back

Next >

Cancel



Encryption Options

Encryption Algorithm

AES

Test

FIPS-approved cipher (Rijndael, published in 1998) that may be used by U.S. government departments and agencies to protect classified information up to the Top Secret level. 256-bit key, 128-bit block, 14 rounds (AES-256). Mode of operation is XTS.

[More information on AES](#)

Benchmark

Hash Algorithm

SHA-512

[Information on hash algorithms](#)

Help

< Back

Next >

Cancel



Encryption Options

Encryption Algorithm
AES

FIPS-approved cipher (Rijndael) used by government departments. Top Secret level. 256-bit key operation is XTS.

[More information on AES](#)

Benchmark

Encryption Algorithm

- AES
- AES
- Serpent
- Twofish
- Camellia
- Kuznyechik
- AES(Twofish)
- AES(Twofish(Serpent))
- Serpent(AES)
- Serpent(Twofish(AES))
- Twofish(Serpent)
- Camellia(Kuznyechik)
- Kuznyechik(Twofish)
- Camellia(Serpent)
- Kuznyechik(AES)
- Kuznyechik(Serpent(Camellia))

Hash Algorithm

- SHA-512
- SHA-512
- Whirlpool
- SHA-256
- Streebog

Hash Algorithm
SHA-512

[Information on hash algorithms](#)

Help < Back Next > Cancel



Volume Size

KB MB GB TB

Free space on drive d:\ is 10.93 GiB

Please specify the size of the container you want to create.

If you create a dynamic (sparse-file) container, this parameter will specify its maximum possible size.

Note that the minimum possible size of a FAT volume is 292 KiB. The minimum possible size of an exFAT volume is 424 KiB. The minimum possible size of an NTFS volume is 3792 KiB. The minimum possible size of an ReFS volume is 642 MiB.

Help

< Back

Next >

Cancel



Volume Password

Password: ●●●●

Confirm: ●●●●

- Use keyfiles
- Display password
- Use PIM

[Keyfiles...](#)

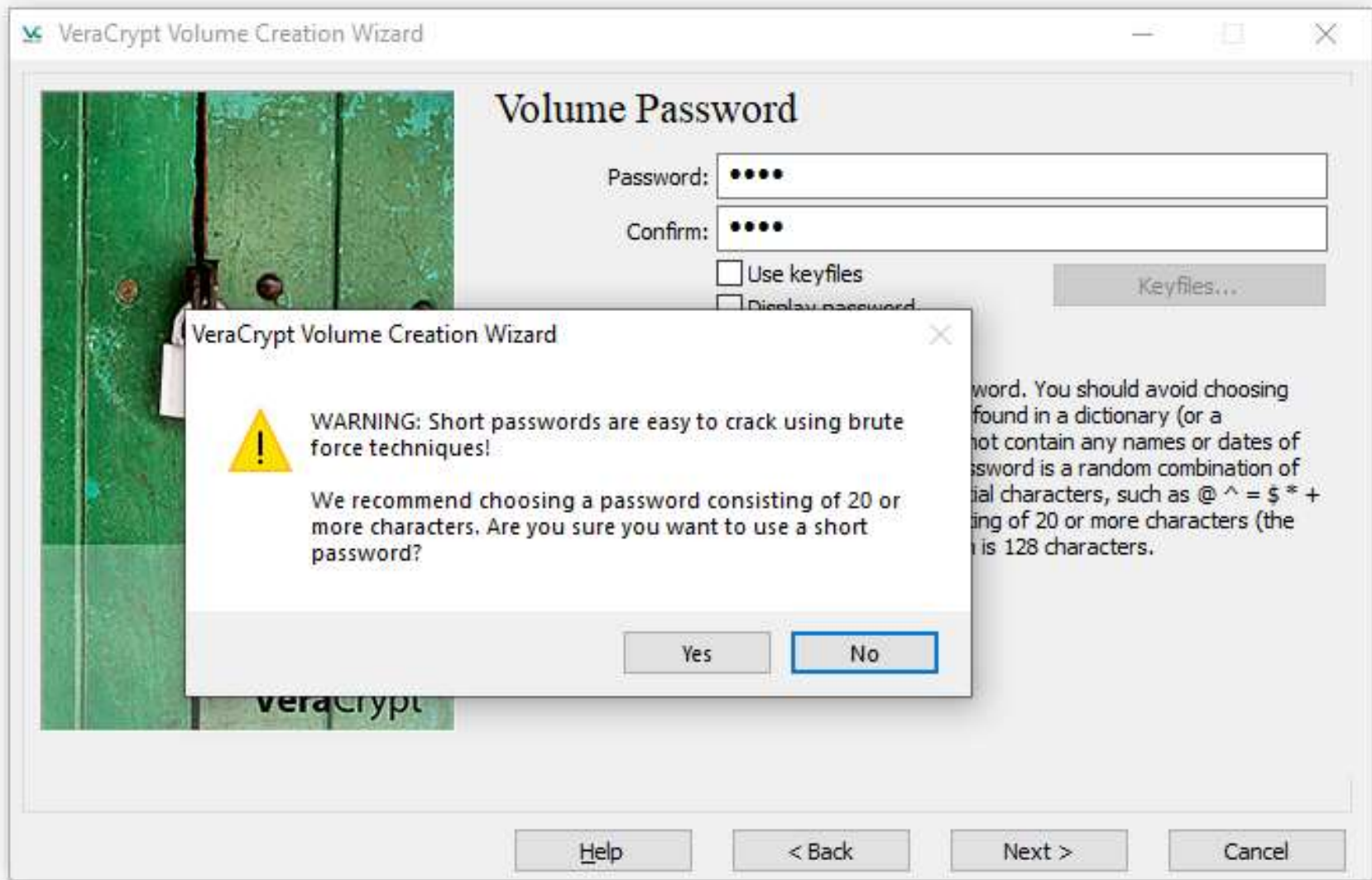
It is very important that you choose a good password. You should avoid choosing one that contains only a single word that can be found in a dictionary (or a combination of 2, 3, or 4 such words). It should not contain any names or dates of birth. It should not be easy to guess. A good password is a random combination of upper and lower case letters, numbers, and special characters, such as @ ^ = \$ * + etc. We recommend choosing a password consisting of 20 or more characters (the longer, the better). The maximum possible length is 128 characters.

[Help](#)

< Back

Next >

Cancel



VeraCrypt Volume Creation Wizard

Volume Password

Password: ●●●●

Confirm: ●●●●

Use keyfiles

Display password

Keyfiles...

VeraCrypt Volume Creation Wizard

 **WARNING: Short passwords are easy to crack using brute force techniques!**

We recommend choosing a password consisting of 20 or more characters. Are you sure you want to use a short password?

Yes No

word. You should avoid choosing
found in a dictionary (or a
not contain any names or dates of
password is a random combination of
special characters, such as @ ^ = \$ * +
ing of 20 or more characters (the
is 128 characters.

Help

< Back

Next >

Cancel



Volume Format

Options

Filesystem **FAT** ▾

Cluster **Default** ▾

Quick Format

Dynamic

Random Pool: ++- ./+++/+///*,-+++*./*/+-*/--...
Header Key: *****
Master Key: *****

Abort

Done

Speed

Left

IMPORTANT: Move your mouse as randomly as possible within this window. The longer you move it, the better. This significantly increases the cryptographic strength of the encryption keys. Then click Format to create the volume.

Randomness Collected From Mouse Movements



Help

< Back

Format

Cancel



Volume Format

Options

Filesystem

FAT

Cluster

Default

Quick Format

Dynamic

Random Pool: +,+-,+++-...//-*,-...-*+.-++...

Header Key: *****

Master Key: *****

Abort

Done

Speed

Left

IMPORTANT: Move your mouse as randomly as possible within this window. The longer you move it, the better. This significantly increases the cryptographic strength of the encryption keys. Then click Format to create the volume.

Randomness Collected From Mouse Movements



Help

< Back

Format

Cancel

Volume Format

Options

Filesystem FAT

Cluster Default

Quick Format

Dynamic

Random Pool:/..**+*,..+**/,+.,**-,/.....--/..

Header Key: *****

Master Key: *****

VeraCrypt Volume Creation Wizard



The VeraCrypt volume has been successfully created.

OK

Abort

9 MiB/s

Left

57 s

as possible within this window. The
tly increases the cryptographic strength
create the volume.

VeraCrypt

Randomness Collected From Mouse Movements



Help

< Back

Format

Cancel


DataDisk (D:)

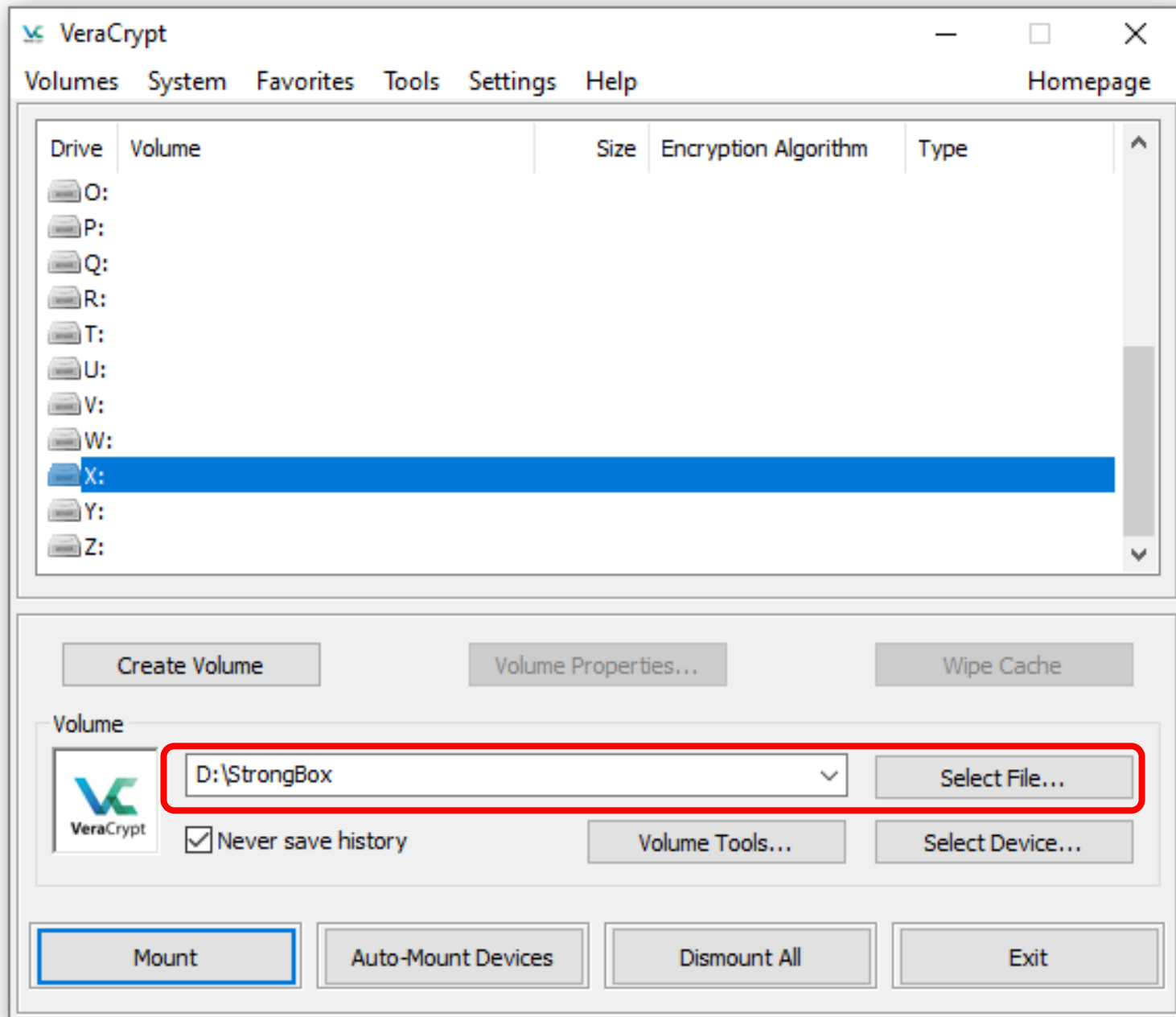


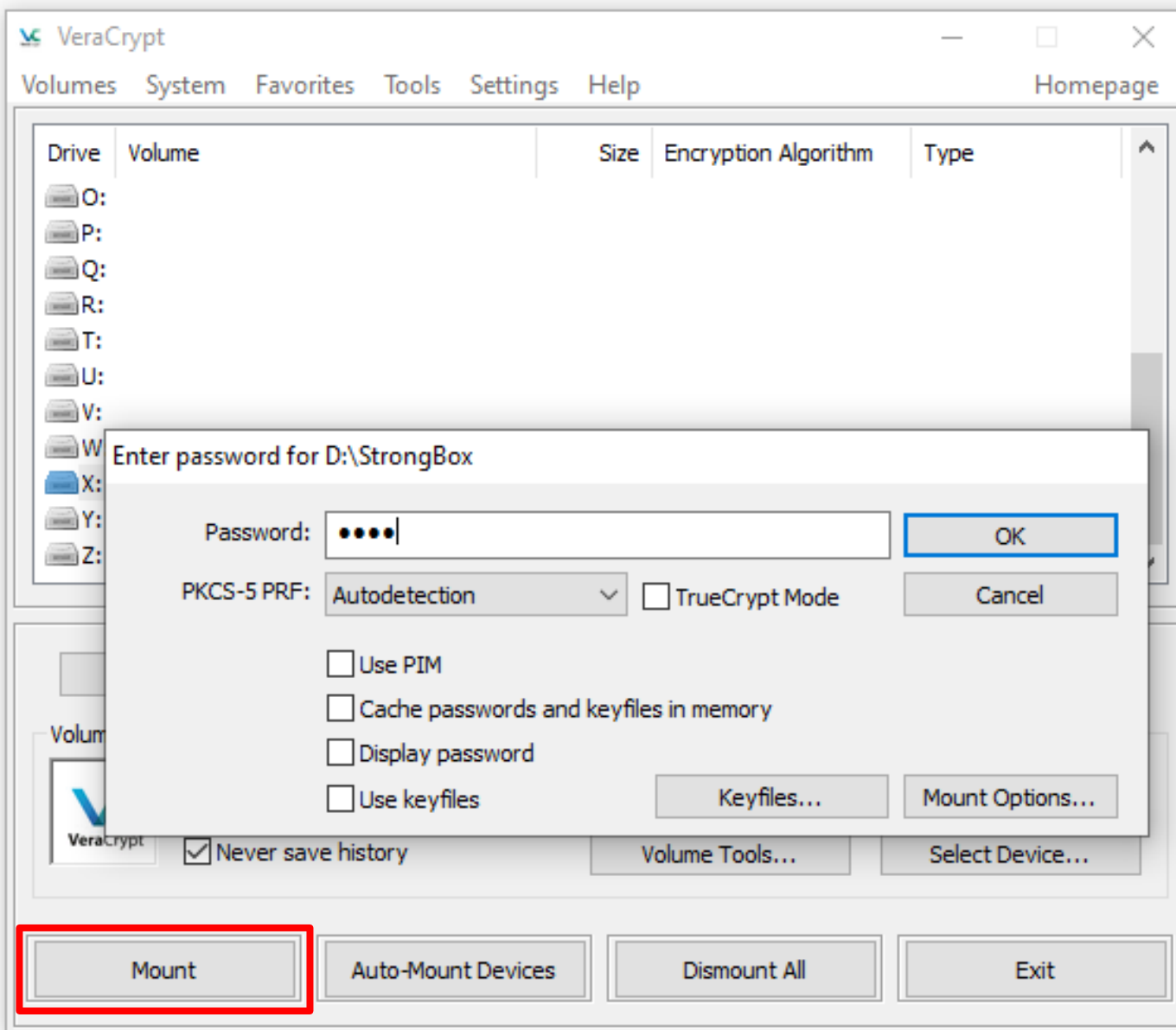
<input type="checkbox"/> Name	Date modified	Type	Size
0_archives	2021-03-10 4:13 PM	File folder	
agtemp	2021-03-12 2:28 PM	File folder	
alan	2021-02-15 9:54 AM	File folder	
alan_and_carol_home_page	2021-03-10 10:07 AM	File folder	
bats	2020-02-24 2:01 PM	File folder	
nikon	2021-02-26 9:12 PM	File folder	
original	2021-03-12 3:04 PM	File folder	
receipts	2021-03-12 10:22 AM	File folder	
Rfiles	2021-02-24 4:58 PM	File folder	
Road Safety Research	2020-11-04 3:31 PM	File folder	
System Volume Information	2021-03-01 10:51 AM	File folder	
thunderbird	2021-03-11 12:58 PM	File folder	
thunderbird_local_folders	2021-03-08 11:08 AM	File folder	
TopSecret	2021-03-12 4:20 PM	File folder	
transfer	2021-03-12 1:13 PM	File folder	
utils	2020-02-24 2:01 PM	File folder	
WriterP	2020-11-04 9:59 AM	File folder	
.sync.ffs_db	2021-03-12 2:28 PM	FreeFileSync Sync...	89 KB
default.htm	2020-12-09 4:50 PM	Vivaldi HTML Doc...	5 KB
dont-forget.png	2021-03-09 10:14 PM	FastStone PNG File	60 KB
linux.htm	2021-01-23 2:06 PM	Vivaldi HTML Doc...	4 KB
StrongBox	2021-03-12 4:22 PM	File	40,960 KB
sync.ffs_db	2021-03-11 11:37 AM	FreeFileSync Sync...	233 KB
touch.exe	2013-11-13 7:58 AM	Application	35 KB

DataDisk (D:) ▼ ↺ 🔍

<input type="checkbox"/> Name	Date modified	Type	Size
0_archives	2021-03-10 4:13 PM	File folder	
agtemp	2021-03-12 2:28 PM	File folder	
alan	2021-02-15 9:54 AM	File folder	
alan_and_carol_home_page	2021-03-10 10:07 AM	File folder	
bats	2020-02-24 2:01 PM	File folder	
nikon	2021-02-26 9:12 PM	File folder	
original	2021-03-12 3:04 PM	File folder	
receipts	2021-03-12 10:22 AM	File folder	
Rfiles	2021-02-24 4:58 PM	File folder	
Road Safety Research	2020-11-04 3:31 PM	File folder	
System Volume Information	2021-03-01 10:51 AM	File folder	
thunderbird	2021-03-11 12:58 PM	File folder	
thunderbird_local_folders	2021-03-08 11:08 AM	File folder	
TopSecret	2021-03-12 4:20 PM	File folder	
transfer	2021-03-12 1:13 PM	File folder	
utils	2020-02-24 2:01 PM	File folder	
WriterP	2020-11-04 9:59 AM	File folder	
.sync.ffs_db	2021-03-12 2:28 PM	FreeFileSync Sync...	89 KB
default.htm	2020-12-09 4:50 PM	Vivaldi HTML Doc...	5 KB
dont-forget.png	2021-03-09 10:14 PM	FastStone PNG File	60 KB
linux.htm	2021-01-23 2:06 PM	Vivaldi HTML Doc...	4 KB
StrongBox	2021-03-12 4:22 PM	File	40,960 KB
sync.ffs_db	2021-03-11 11:37 AM	FreeFileSync Sync...	233 KB
touch.exe	2013-11-13 7:58 AM	Application	35 KB






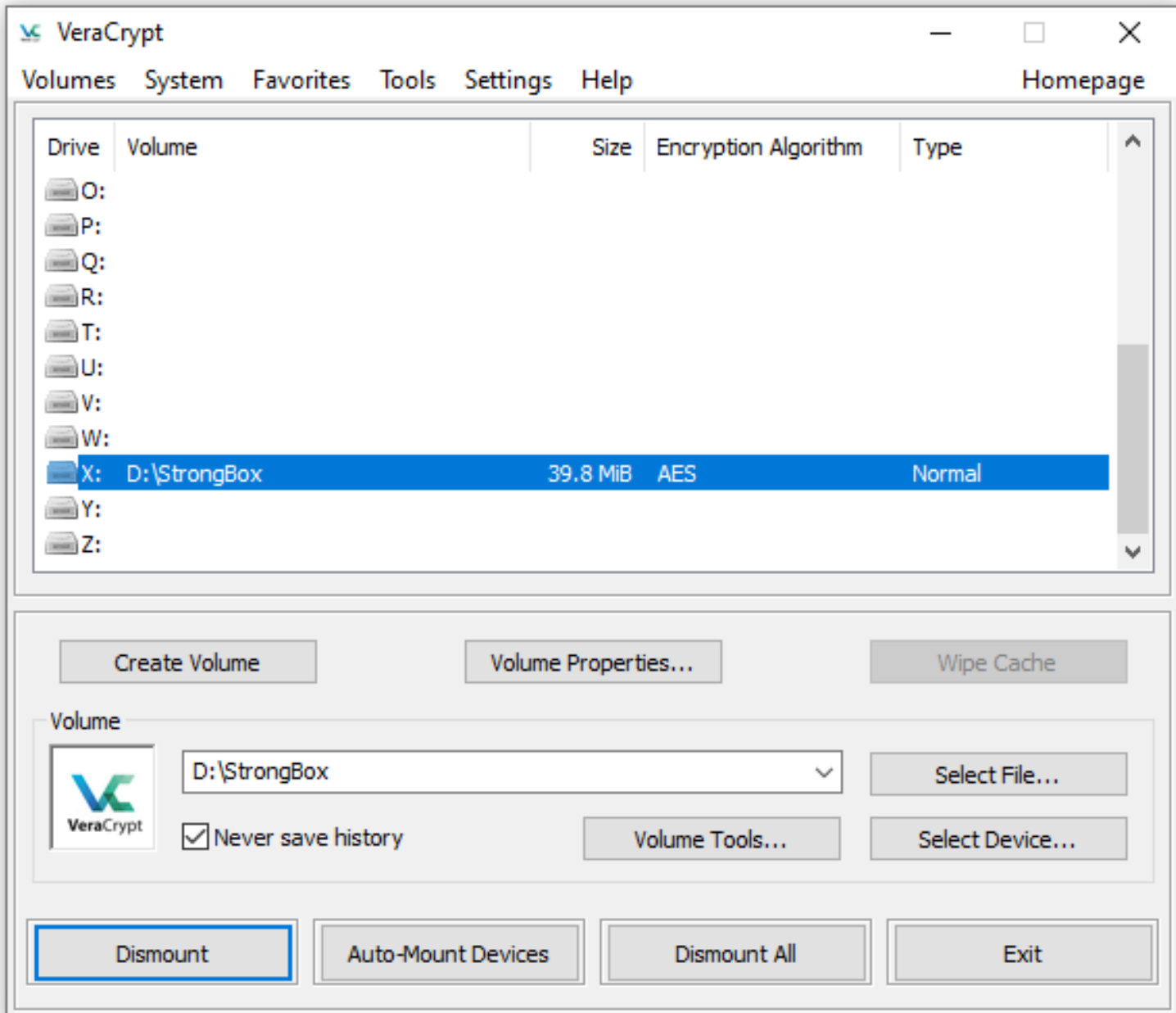


VeraCrypt

Please wait...

This process may take a long time and VeraCrypt may seem unresponsive.





This PC



Search This PC

Folders (7)



3D Objects



Desktop



Documents



Downloads



Music



Pictures



Videos

Devices and drives (5)



Windows 10 (C:)

21.4 GB free of 139 GB



DataDisk (D:)

10.8 GB free of 16.6 GB



SILICON16GB (E:)

8.81 GB free of 14.5 GB

SDHC



8GBSDCARD (S:)




1.72 GB free of 7.44 GB



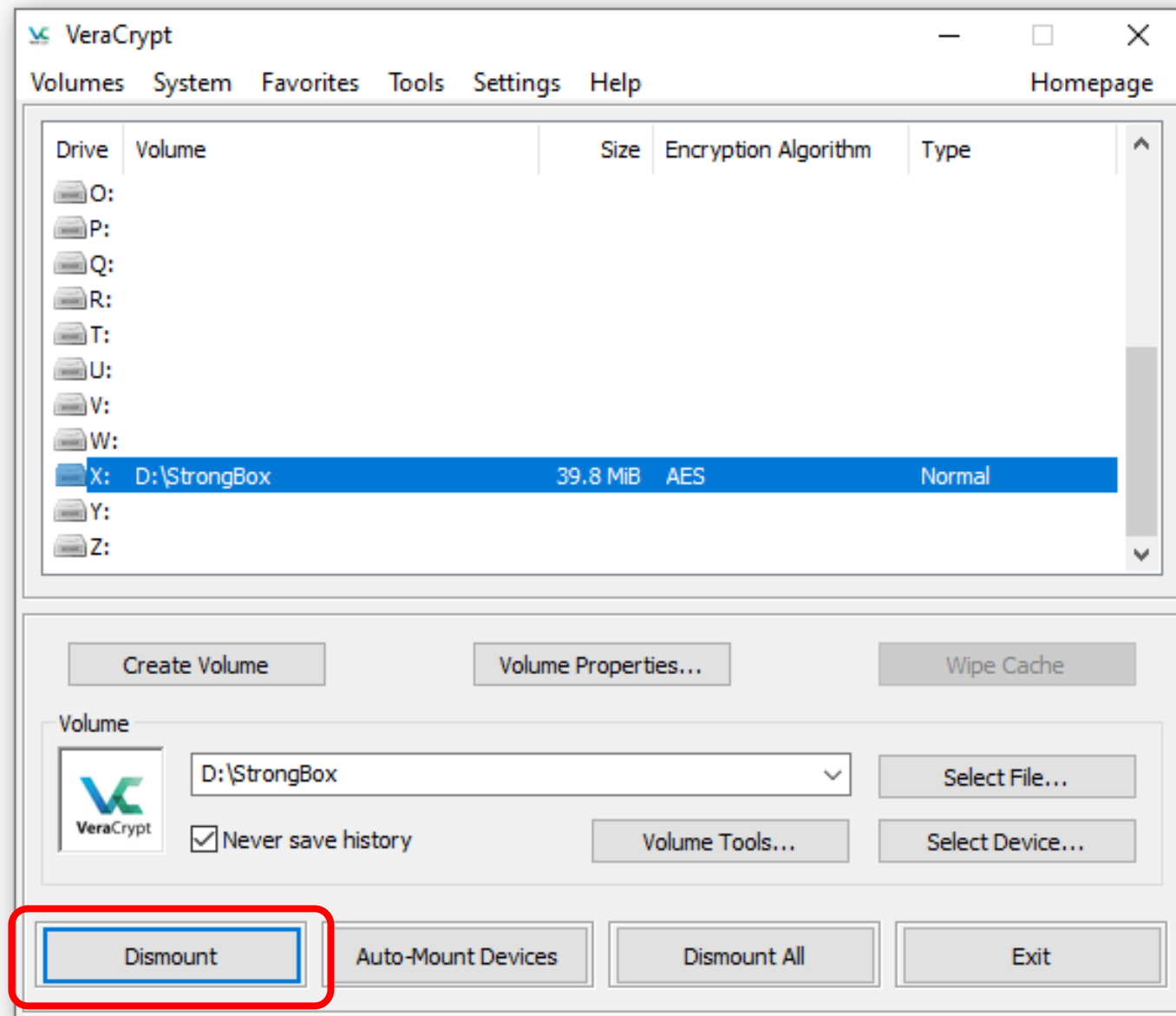
Local Disk (X:)

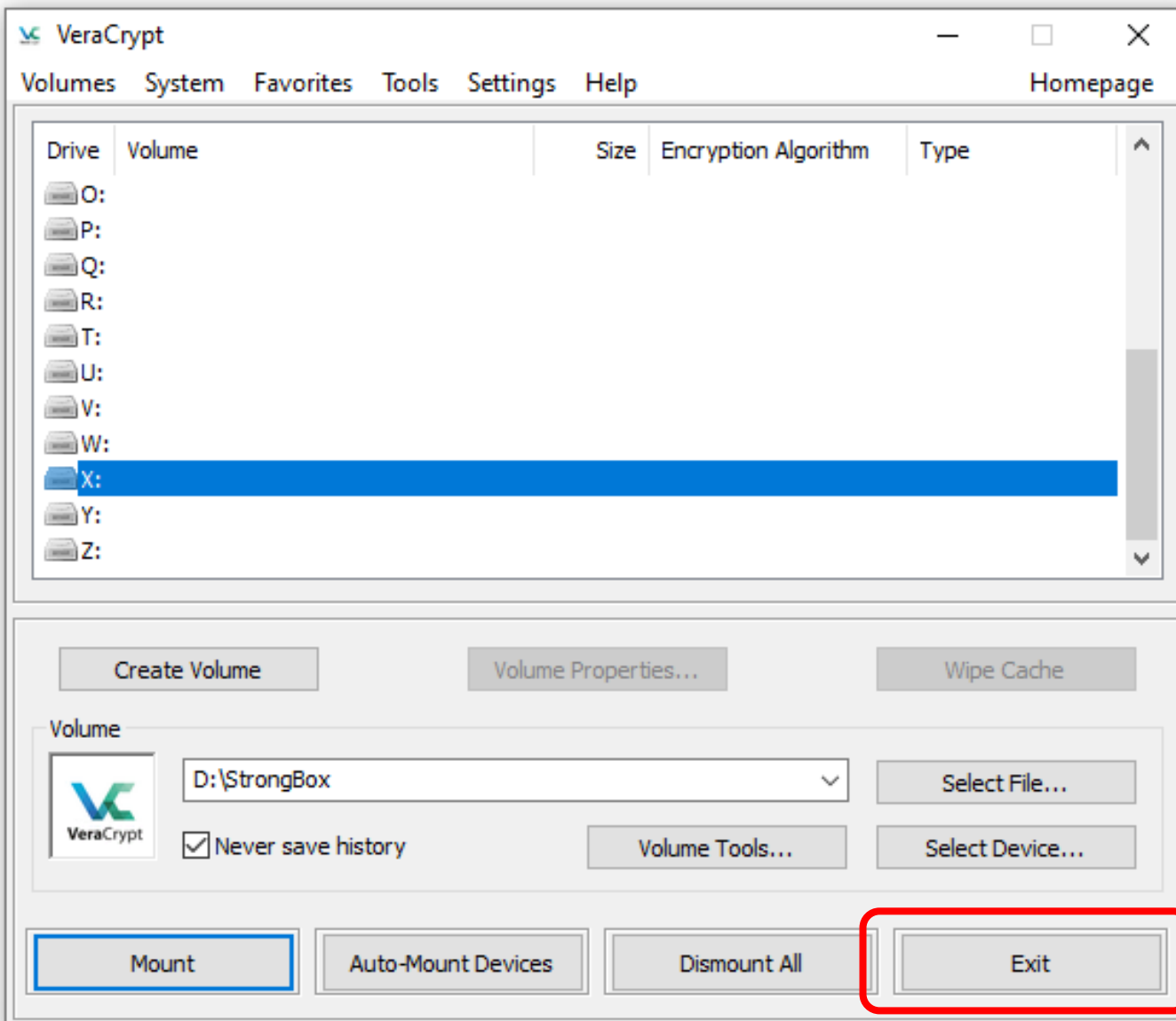
39.5 MB free of 39.5 MB

Local Disk (X:) [dropdown] [refresh] [search]

<input type="checkbox"/> Name	Date modified	Type	Size
 offshore_funds.xls	2014-01-26 9:43 AM	Microsoft Excel 97...	70 KB
 passport.jpg	2001-07-26 6:44 PM	FastStone JPG File	242 KB
 code_cleaner_macro.docx	2017-04-23 4:38 AM	Microsoft Word D...	15 KB

Files from the TopSecret folder
copied to "Drive X:"







```

1  ACKvpFFemCOT%yE^4xjzSIqíÁÖý6,,;EEééCAN?^íCAN1SUB`9EMø^eçVT(z^EMÍ-Z&A^DZ-ž[<sEBU[BET]é;é!ESOH`Y^US-óUS);T^h-
  "bESCey`BS`DC3NUJ.DStU`DC4ÖFF!XÉ&GSDFEepXVæcFS#E;æQÈè"Íuã.íENOOSTX-NAKÚ-:VTBSRS<iù
2  VBACKUS...EBDC3SDC3R08'
  $óFFw@STXEMCYGSUe#USÍžè89BS;Á+=»Z*ni;çç+ææ`-I3ÜeIij<ESCè"gDC2EOTIè+~BpMkcnDC4ž'DC3SFB«CAN|X)ESaz6°EEMfÅs
  DC3...YqFFÖæ4f{q""5T%@ ÖšvDržÝ»ÖüzÖÁENQÉÁãDCLcjQSOp"EE[EOI]kt+:>fÜÈ29^261Ry+$ø«5ESC+ph,,TæFJ&ÚáçTVT,WU7SO-WSTX-Ú
  DLEB[µöü(-|id-àh)ÉViSOÈ*--=Yæ:ÝÓú'žHFEO,ACKçE;Åh...-ã]ýáfKæÖúqNAKU^B"»çcq5ž86P¥çSUBQ|FFE+,"(SO¥yãUSDEZI(ãBÀÖ
  OÄETX/EO[BET]æEé-Su
  FS>·>šçP?7ÜpÈk)Í%PE«òSUB|øBSÜÖSOH'ESCÈY"SOHDLÉItãENOóhãžžEÖIy«^`R`K;ÊÄClø&-EETBoguéNUJ[BET]·ž~"BSqÁMDc2-|EMÜ
  Lã©`"úã>°F1pÝVT|;ÈÈÈJ>éó·ó-"Í#vKM"iBI/ISOEüzee|`æPEÉASñèHBS]>ZU_7^IT2<|·öy^ÝIWHGSžqÈEOT]ØpànùÝfNUJ>ðee
  fÈ^wOoDCLHH=κ-^ã^Èç+Ú%ACKBð·øŠNAKETBuaøÈðE%óáSOæS3FuETBÑ)"
  wÉUNQVTµñSOHÔBS+i8USYNÑÁÁ·áoóDLE;7SOHYGS)KyçX\^Y«
3  `«CANžETB;ÀiÀLù-SYNUylUSNAKWlÍñTH*^&:z>
4  BET-N
5  *IY+èhŽÇLÇ6...{RSIÖ- úVTùøOVùò?i!ÑQNAKøEÈACK í582ýòDLEa3E_á>é
6  [(SI3ävWNAKÚáú,OñçYÄ>ò<)>òfaí  %;KDC4CANBETLóóEM...I)«Üééilp+BÝu8·iàk^ŠSYN`SOH^S<cNUJ
  i7ú^MnRSµá#S`-5'\)"°*BSSTX-ÿ{=SYN-`m,uDLEUS7>ÜÇ^!ÇNUJES#
  laeÖ7+US%:óUSÝ-óENSIDC3@ÜRS±mð6US"á^úU-,,CAN+ã/ó±"²D;DCLÉðrt,«ÿf-HLÄ
  Á.à^VTÑž1úÁÖqç(óETX;p>DCL)ðÉ;SUBzè·SOR#ó1~SOMEMáíFF+T*ETBT4U)/Á9-";Í,«"«RS*1àVTqI±^GDRSK-Öá^k8)ÉzÜ°fSOH
7  EDC3È...Vônò<òÖSI)øPíçð÷SYN«DC3ÜúSÝÚá...:ö.Ü,ç-USENOÄNUJcÑSTX%,-E-ĐäèRçè-Í
  À~DC3+æ-ÜÖSOñN±pRSæA#Äãg;~4TçDLEMD·[DC3^éB`Öw+A/øH]KRS
  ð;ÍÁj'-Üd!èRD(SOSUBi;«EÄ81B0CòSò1DCL)ÈQðq3ú-èDLEUØ\Ý'.è(°NUJ)"išDCLè-nò;]ÑXúØDLEæ'4HèSO&Xp£SI]
  STXÁDCLTæ°lÄSUBEM$`O`R·NAY
10 BF<`SOHSTX(
11 BcHkýENON[™ÜYSUB+žHÝçC»7Ð`éc8æ;çGSI|SYNq^ÉBà(NARm)QETBÖšžóGúMìcS]0b4,ÜÈäðp',xzFF,è^-P)©^}kI0üä%çöSI·èY
12 2^DC4=9
  #ç6žø,RSJ;"BxJ544eUSÉ_YD$š0uóVÜUSÝ4m0iFF;ð±qNAKf<ðYE+4óSI)ìøá$KWM^µSI»WAETBfs±µ_-ÚÄACKDLEm<£ACKDC2ÝšÀø&ð
  ÍHk\çJ=D£SIG-];y@TVžB,÷C'HSTX,×uþR`Óš420È>bùdIEMÝ|CANFZwtç±+°!ÜipSÜµ]/çE)
13 Èã0ýí#ÈøáÑ!y>","«WVæøæDLE^
14 5áçVi3|·:†?'-áfRSè/SUBETBpUSðñW
  ç-ÚETX]-2^3eWŠQYZZ?ç6-#SIjÝ,sÁxú+çãZOÍøÚ"°žjÑÍRSøLGSúNUJNø|ÉpøÈ.2£ÿEOTÁýÝž°3,ÀACKEOT²2eh"M>I!!USc~;BÄÈñDC4á
  kç2™6çç-^%øtš|SšÝðJSOH;Iè
15 '.<ÍbI#*+FFù.æÈðnzEMè`-ÚETBSO+üg™á°'Eæ-Y;Máã
  >bDC2ü_r_suVTr,ùSDC3fçŠÚzI*šçJi7Á5±tCAN\X8EMODCL)ÜVDM^i>"'p'Vm;VTDCI|~w'-ÈETB4<™2SUB=ETBh2+çKíöXµÈçSYNÈi"(ò
  GSQãTçk3è-çT-ETB]ñù-x!Bç"DC3T+ççç=ððPE`SvSOI^VFãÄšAEM·DLEšçè1ðùšFQ94úVøñi2EEO«çóTçšçCÓÁ;íiçç·NWXSTP

```

Backup trick!

- When you add, edit, or delete files inside the Veracrypt container, the date-time stamp on the container doesn't change
- FreeFileSync doesn't see the container as having been modified
- Use touch.exe* (*touch Strongbox*) to update the date-time stamp

* Touch is part of *UnxUtils*

<https://en.wikipedia.org/wiki/UnxUtils>

offshore_funds.xls [Compatibility Mode] - Excel

FILE HOME INJURY New Tab INSERT PAGE LAYOUT FORMULAS DATA REVIEW VIEW DEVELOPER

Cut Copy Paste Format Painter Clipboard

Arial 10 A A Wrap Text Merge & Center

General \$ % 0.00 0.0

Normal Bad Good Neutral Calculation Check Cell

Conditional Formatting Format as Table Styles

A40

	A	B	C	D	E	F	G	H	I	J	K	L	M	N	O	P	Q
1	A		B	C	D	E	F	G									
2	1		Vehicle 1		Vehicle 2												
3	2	Type	1985 C10		1992 C1500												
4	3																
5	4																
6	5	Skid Length 1 (m)		8.21		8.98											
7	6	Skid Length 2 (m)		14.58		7.33											
8	7	Mu 1		0.7		0.7											
9	8	Mu 2		0.4		0.4											
10	9	Brake Efficiency		1		1											
11	10	Mass (kg)		2043		2313											
12	11																
13	12	Departure Heading Angle (D)		29.15		57.77											
14	13	Initial Heading Angle (A)		0		90											
15	14																
16	15	Final Velocity Vehicle One (V1)			15.07 m/s	=	54 km/h										
17	16	Final Velocity Vehicle Two (V2)			13.45 m/s	=	48 km/h										
18	17																
19	18	Initial Velocity Vehicle One (U1)			21.28 m/s	=	77 km/h										
20	19	Initial Velocity Vehicle Two (U2)			17.86 m/s	=	64 km/h										
21																	
22																	
23																	
24																	
25																	
26																	
27																	
28																	
29																	
30																	



**Any other:
Questions
Comments
Shares?**



Help wanted with presentations!

- Topics
- Speakers
 - monthly meetings
 - members' favourites
 - Q&A

SuggestionBox@opcug.ca

Clicking, Flicking and Tweeting: Social Networking Controversy

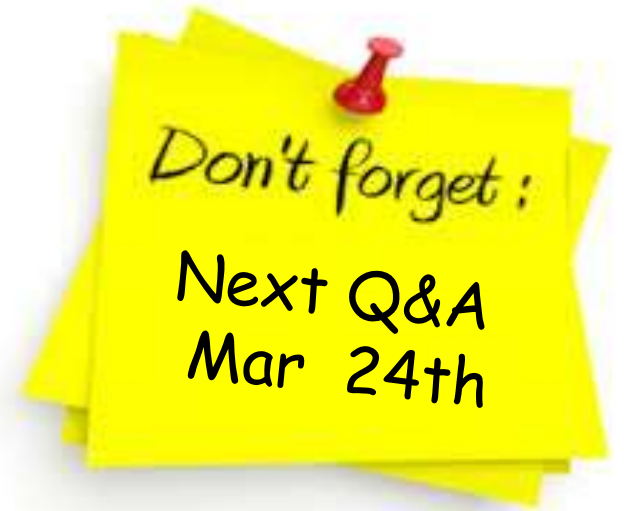
Chris Taylor

Monday, March 22, 2021

4:00 pm



Register at <https://bibliottawalibrary.ca/en/program?text=tech+cafe>



**Send your questions,
answers, and topics
you wish to share to:**

SuggestionBox@opcug.ca

