



Q&A

Alan German & Chris Taylor
Ottawa PC Users' Group

Share

Computer eMagazines @ OPL

The screenshot shows the Ottawa Public Library website in a browser window. The browser's address bar displays <https://bibliootawalibrary.ca/en>. The website header includes the library logo, a search bar with dropdown menus for 'Catalogue' and 'Keyword', and a search button. A navigation menu below the header contains links for 'Home', 'Browse', 'Hours and locations', 'Services', 'Programs and events', and a 'Make a booking' button. A prominent red-bordered box highlights an update: 'UPDATE: Additional Services at OPL Branches – Starting Mar. 8', dated 02/03/2021, with a 'Starting Monday, March 8:' and a '...read more' link. Below this, three main content sections are visible: 'UPDATES' with a 'International Women's Day' banner, 'COLLECTIONS - Books, music, movies, magazines and more!' with a 'COVID-19' banner, and 'ONLINE EVENTS' with a 'Coding, dancing and' banner. The browser's status bar at the bottom shows the URL, system tray icons, and the time '9:48 AM'.

File Edit View Bookmarks Tools Window Help Ottawa Public Library

Ottawa Public Library

biblioottawalibrary.ca/en

Search Google JS

Our Stories: Indigenous Book Club

By ProgramDevelopment

In partnership with The NAC Indigenous Theatre this new monthly online series highlights recently published works from Indigenous authors across...

Indigenous

Our Stories: Indigenous Book Club Conversation with Jesse Rae Archibald-Barber

Online Resources

Read

[eBooks](#)
[Digital Newspapers](#)
[Digital Magazines](#)

Watch

[Streaming Video](#)

Listen

[Streaming Music](#)
[Digital Audiobooks](#)

Learn

[Learn Something New](#)
[Research and Reference](#)

Cooking Class with Tara Porter: Plant-based warm winter salad bowl

Wednesday Mar 10, 2021 at 7:00pm

★ *Featured event*

Author visits, Books and reading, OPL Online

Crois e des mots avec Soufiane Chakkouche

Le 17 mars

En ligne

https://biblioottawalibrary.ca/en/blogs/our-stories-indigenous-book-club

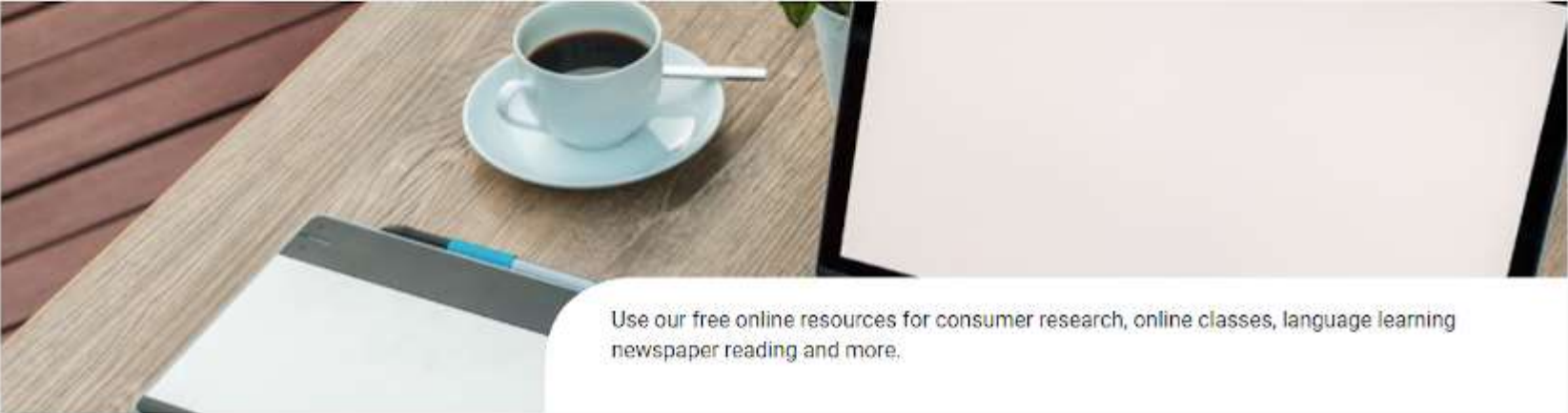
Reset 100% 9:49 AM

File Edit View Bookmarks Tools Window Help Online Resources | Ottawa Public Library

Online Resources | Ottawa

biblioottawalibrary.ca/en/databases/search-all/subject/1814

Online Resources



Use our free online resources for consumer research, online classes, language learning newspaper reading and more.

Read

- eBooks
- Digital Newspapers
- Digital Magazines

Watch

Listen

Learn

2:07 PM

**Don't use this link-
it's an endless loop!**

File Edit View Bookmarks Tools Window Help Online Resources | Ottawa Public Library

Online Resources | Ottawa +

biblioottawalibrary.ca/en/databases/search-all/subject/1814 Search Google JS

Scroll down...

Overdrive Magazines (Formerly RBDigital Unlimited Magazines - Zinio)

A package of over 3,000 popular titles (including The Economist, Canadian Living, National Geographic, The New Yorker, and many more) with varieties of languages and up to three years of back issues are now available for unlimited simultaneous access with...

[→ Go to Overdrive Magazines \(Formerly RBDigital Unlimited Magazines - Zinio\)](#)

i RBdigital Unlimited Magazines (Zinio) service from RBdigital had been transferred to the OverDrive platform Libby on Thursday, January 28, 2021. Our customers can continue to access these Zinio titles in RBdigital website and RBdigital app until March 31, 2021. Here is the link:

[Return to top](#)

Help guide
Visit Libby Help
How to use Libby for Magazines
Privacy Policy
Terms & Conditions

Reset 100% 9:53 AM

File Edit View Bookmarks Tools Window Help Search results - Ottawa Public Library - OverDrive

Search results - Ottawa Pu... ottawa.overdrive.com/search

Ottawa Public Library Bibliothèque publique d'Ottawa

Subjects Collections Kids Teens Chinese Spanish eAudio Search Sign in

Showing 1-24 of 76,799 results

Sorted by relevance

Availability

- All titles
- Available now

Audience

Date added





Ebooks

Audiobooks

Magazines

- OverDrive Magazine 3,331

Videos

WAIT LIST	WAIT LIST	WAIT LIST	WAIT LIST
			
A Promised Land by Barack Obama Read by the Author AUDIOBOOK	The Vanishing Half by Brit Bennett EBOOK	Bridgerton Collection, V... by Julia Quinn EBOOK	A Promised Land by Barack Obama EBOOK
PLACE A HOLD	PLACE A HOLD	PLACE A HOLD	PLACE A HOLD

100% 9:55 AM



Subjects Collections Kids Teens Chinese Spanish eAudio

Search Sign in

Showing 1-24 of 3,331 results

Sorted by relevance

- OverDrive Magazine CLEAR ALL
- Availability
 - All titles
 - Available now
- Audience >
- Date added >
- Magazines
 - OverDrive Magazines 3,331
 - Subject
 - Tech & Gaming 414
 - Home & Garden 258

AVAILABLE

The Economist
Feb 27 2021
MAGAZINE
BORROW

AVAILABLE

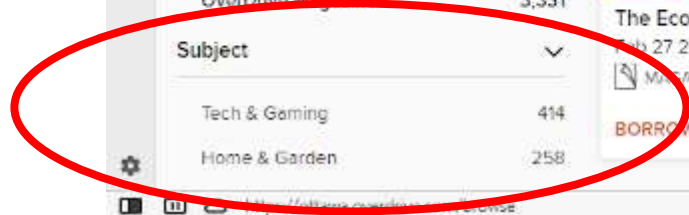
Us Weekly
Mar 15 2021
MAGAZINE
BORROW

AVAILABLE

The New Yorker
Mar 08 2021
MAGAZINE
BORROW

AVAILABLE

HGTV Magazine
Apr 01 2021
MAGAZINE
BORROW





Subjects Collections Kids Teens Chinese Spanish eAudio

Search Sign in

Showing 1-24 of 414 results

Sorted by relevance

- OverDrive Magazine
- Tech & Gaming
- Availability
- Audience
- Date added
- Magazines
- Subject

AVAILABLE

Minecraft World Magazine
Issue 76
MAGAZINE
BORROW

AVAILABLE

Popular Mechanics
March/April 2021
MAGAZINE
BORROW

AVAILABLE





WIRED
Mar 01 2021
MAGAZINE
BORROW

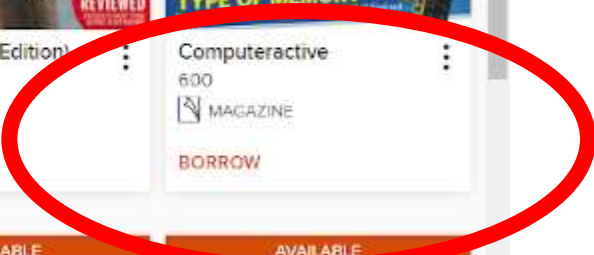
AVAILABLE

PC Magazine
Mar 01 2021
MAGAZINE
BORROW



 <p>Maximum PC Mar 01 2021 MAGAZINE BORROW</p>	 <p>HOW TO DO EVERYTHI... How To Do Everything In Mi... MAGAZINE BORROW</p>	 <p>MacLife Apr 01 2021 MAGAZINE BORROW</p>	 <p>PC Gamer Apr 01 2021 MAGAZINE BORROW</p>
---	---	--	---

 <p>AVAILABLE TechLife NEWS TURN UP THE MUSIC BILIE EILISH UNFILTERED DESIGNERS HIT RESET BUTTON DURING DIGITAL EDITION Techlife News #488 MAGAZINE BORROW</p>	 <p>AVAILABLE 42 Stereophile EXCLUSIVE THE WILSON SABRINA X 'SPEAKER' Stereophile Mar 01 2021 MAGAZINE BORROW</p>	 <p>AVAILABLE HARDWARE BUYER'S GUIDE INSIDE! PC GAMER EARLY ACCESS SPECIAL PC GAMING LEGENDS LEFT 4 DEAD CIVILIZATION SIM CITY THE EIGHT CLASSICS THAT DEFINED PC GAMING TOP CPU REVIEWED PC Gamer (US Edition) Apr 01 2021 MAGAZINE BORROW</p>	 <p>AVAILABLE Computer active AMAZON FIRE TV STICK Hack Your USB STICKS The 12 SMARTEST things you didn't know you could do with them Record live TV to a stick Create unhackable vaults Make icons for each stick Sync all your photos Play videos on your TV Discover your FASTEST sites DON'T BUY THE WRONG TYPE OF MEMORY Computeractive 600 MAGAZINE BORROW</p>
--	--	---	--



File Edit View Bookmarks Tools Window Help Ottawa Public Library - OverDrive

Ottawa Public Library - OverDrive
ottawa.overdrive.com/account/ozone/sign-in

Language Feedback Recent updates Help

Ottawa Public Library
Bibliothèque publique d'Ottawa


Welcome!

Please sign in.

Card Number
1234567890

PIN

Sign in



Reset 100% 10:04 AM

File Edit View Bookmarks Tools Window Help
https://ottawa.overdrive.com/search?format=magazine-overdrive&sortBy=relevance&subject=1179#

https://ottawa.overdrive.co
ottawa.overdrive.com/search

Language Feedback Recent updates Help

Ottawa Public Library Bibliothèque publique d'Ottawa

Subjects Collections Kids Teen

Showing 1-24 of 414 results

OverDrive Magazine
Tech & Gaming

Availability
All titles
Available now

Audience
Date added

Magazines
OverDrive Magazine 414

Subject
Tech & Gaming 414

Computeractive
600
MAGAZINE
Borrow for 21 days

BORROW
CANCEL

Minecraft World Magazine Issue 76
Popular Mechanics March/April 2021
WIRED Mar 01 2021
PC Magazine Mar 01 2021

https://ottawa.overdrive.com/media/6082485

Reset 100% 10:06 AM

File Edit View Bookmarks Tools Window Help Computeractive: 600

https://ottawa.overdrive.co Computeractive: 600

ofs-86d77b18c20d2bba05794792e583d18c.read.overdrive.com

Search Google JS

PDF STOP MAKING THESE PDF MISTAKES Learn how experts edit and share them page 60

IS YOUR PROCESSOR ABOUT TO OVERHEAT? How to check in real time page 40

AMAZON FIRE TV STICK Use it to play your OWN videos p35

Computer **active** OCT 6 2016 / NOV - 9/2017

Turn Harry Potter books into ripping gems - p20 Learn something new in every issue

Hack Your USB STICKS

The 12 **SMARTEST** things you didn't know you could do with them **p50**

- ✓ Record live TV to a stick
- ✓ Create unhackable vaults
- ✓ Make icons for each stick
- ✓ Sync all your photos
- ✓ Play videos on your TV
- + Discover your **FASTEST** stick




PLUS **DON'T BUY THE WRONG TYPE OF MEMORY** Do you need DIMM or SO-DIMM? DDR3 or DDR4? Find out... **92**

Reset 100% 10:08 AM

Best Free Software

Will Stapley recommends new programs that won't cost you anything



OFFICE SUITE

LibreOffice 7.1

www.libreoffice.org/7.1.0
 What you need: Windows 7, 8.1 or 10

Our favourite free office suite just got even better, with improvements to editing tools and some handy new features. Version 7.1 is available on LibreOffice Community, replacing the 7.0 version that we recommend rather than the latest LibreOffice commercial that features some good-looking, but not so good, features. LibreOffice 7.1.0 also has the look and feel of the latest version, 7.2.4, so you can be sure you're getting the best of both worlds. The good news is that LibreOffice 7.1.0 is a great choice for those who want to stay with LibreOffice, but who also want to try the latest features. The bad news is that LibreOffice 7.1.0 is a great choice for those who want to stay with LibreOffice, but who also want to try the latest features.

1 Full simulation
 Shoot right and return
 Shoot left and return

2 Emphasis

3 With previous
 Click
 With previous
 After previous

4 Press Enter to paste and clear clipboard

1 This toolbar icon is used to insert a new page. It is located in the top right corner of the LibreOffice Writer window.

2 This toolbar icon is used to insert a new section. It is located in the top right corner of the LibreOffice Writer window.

3 This toolbar icon is used to insert a new table. It is located in the top right corner of the LibreOffice Writer window.

4 This toolbar icon is used to insert a new image. It is located in the top right corner of the LibreOffice Writer window.

SYSTEM TOOL

BatteryMode 4.1

www.compuart.com/2014/04/01/battery-mode-4.1.html
 What you need: Windows 7, 8.1 or 10

BatteryMode 4.1 is a small, portable utility that allows you to control the power settings of your laptop. It is a great choice for those who want to control the power settings of their laptop. The good news is that BatteryMode 4.1 is a great choice for those who want to control the power settings of their laptop. The bad news is that BatteryMode 4.1 is a great choice for those who want to control the power settings of their laptop.

1 Display charge percentage in taskbar

2 Display charge percentage in taskbar

3 Display charge percentage in taskbar

4 Display charge percentage in taskbar

FILE MANAGER

Q-Dir 9.15

www.compuart.com/2014/04/01/q-dir-9.15.html
 What you need: Windows 7, 8.1 or 10

Q-Dir 9.15 is a powerful file manager that allows you to manage your files and folders. It is a great choice for those who want to manage their files and folders. The good news is that Q-Dir 9.15 is a great choice for those who want to manage their files and folders. The bad news is that Q-Dir 9.15 is a great choice for those who want to manage their files and folders.

1 This toolbar icon is used to insert a new page. It is located in the top right corner of the Q-Dir window.

2 This toolbar icon is used to insert a new section. It is located in the top right corner of the Q-Dir window.

3 This toolbar icon is used to insert a new table. It is located in the top right corner of the Q-Dir window.

4 This toolbar icon is used to insert a new image. It is located in the top right corner of the Q-Dir window.

WHAT SHOULD I DOWNLOAD?

What you need: Windows 7, 8.1 or 10

How can I add captions to my images?

Q Following one of your earlier recommendations, I installed Photoshop through Taskbar to an alternative to the more expensive Photoshop. However, I can't find a way to add captions - something I need to do as I have to already know, before and after, to have a suitable alternative?

A I think of clicking on the Taskbar button, it's not a good idea, and I think you should use the more expensive Photoshop. However, I can't find a way to add captions - something I need to do as I have to already know, before and after, to have a suitable alternative?

Q Following one of your earlier recommendations, I installed Photoshop through Taskbar to an alternative to the more expensive Photoshop. However, I can't find a way to add captions - something I need to do as I have to already know, before and after, to have a suitable alternative?

A I think of clicking on the Taskbar button, it's not a good idea, and I think you should use the more expensive Photoshop. However, I can't find a way to add captions - something I need to do as I have to already know, before and after, to have a suitable alternative?

Share

Safing.io

Fight surveillance
because you
love Freedom.



- Free and open source
 - monitor network activity
 - prevent/allow apps to access network
 - block trackers
- Paid
 - VPN-ish, TOR-ish service
 - expected €9/month

Stewart Bruce

Share

Safing.io

Fight surveillance
because you
love Freedom.



- Currently in alpha
 - contract with Safing ICS Technologies GmbH subject to Austrian law
 - buyer beware!
 - <https://safing.io/>
 - <https://www.kickstarter.com/projects/safingio/spn>

Stewart Bruce

Share

Software backup via FTP/SFTP

- Compressed - preferably ZIP or 7z
- Encrypted- preferably aes256
- Incrementals
- command line control
- Easily find & restore file/folder/disk easily and replicating hierarchy.
- Shadow copies to handle open files
- Continue interrupted backups
- Background backups at low priority on CPU(multithreaded nice) or bandwidth
- Timestamps on backups
- Version controls

Tom Trottier

Share

Zoom meetings



<https://zoom.us>

- free accounts
 - one-on-one meetings, unlimited time
 - 3 to 100 participants, 40 minute time limit
 - can immediately restart your meeting and have attendees rejoin
- “Pro” paid accounts
 - up to 100 participants unlimited time
 - CAN\$200/year
 - some other benefits <https://zoom.us/pricing>

Share

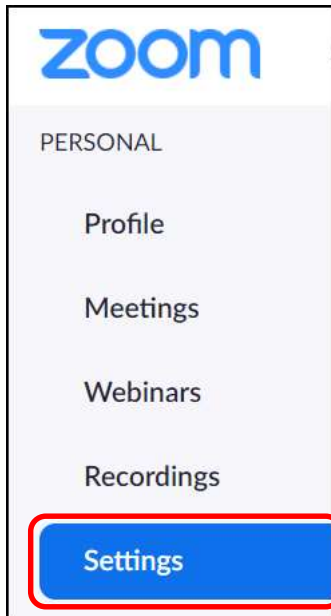
Main considerations

- Trusted participants
 - take advantage of features without great concern
- Unknown participants
 - be prepared to eject trouble-makers and lock down meeting
 - disable features that can be abused
- Most settings apply to all meetings
 - consider worst case

Share

Zoom settings

Meeting tab - Security



Waiting Room

When participants join a meeting, place them in a waiting room and require the host to admit them individually. Enabling the waiting room automatically disables the setting for allowing participants to join before host.



Even if you turn on waiting room, passcode now enforced!

Meeting Passcode

All instant, and scheduled meetings that users can join via client, or room systems will be passcode-protected. The Personal Meeting ID (PMI) meetings are not included.



Embed passcode in invite link for one-click join

Meeting passcode will be encrypted and included in the invite link to allow participants to join with just one click without having to enter the passcode.



How secure do you need your meeting?

Approve or block entry for users from specific countries/regions

Determine whether users from specific regions or countries can join meetings/webinars on your account by adding them to your Approved List or Blocked List. Blocking regions may limit CRC, Dial-in, Call Me, and Invite by Phone options for participants joining from those regions.

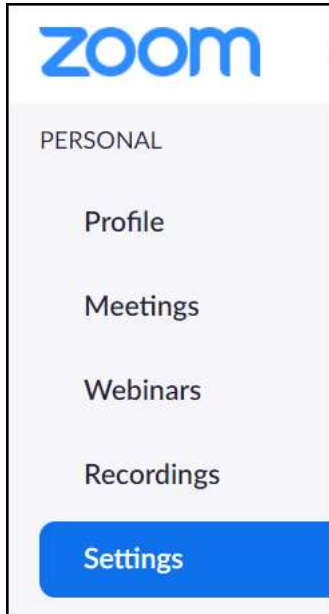


Do any participants use VPN?
They might appear to be in Japan!

Share

Zoom settings

Meeting tab - Schedule Meeting



Participants video

Start meetings with participant video on. Participants can change this during the meeting.



I like to leave disabled to prevent surprises

Allow participants to join before host

Allow participants to join the meeting before the host arrives

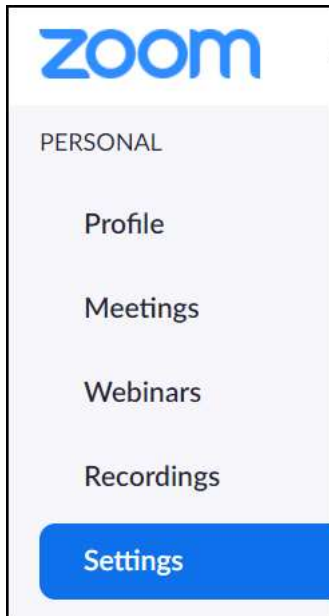


I use for small meetings with a few friends

Share

Zoom settings

Meeting tab - In meeting (basic)



Chat

Allow meeting participants to send a message visible to all participants

Prevent participants from saving chat ⓘ

Private chat

Allow meeting participants to send a private 1:1 message to another participant.

Auto saving chats

Automatically save all in-meeting chats so that hosts do not need to manually save the text of the chat after the meeting starts.

Sound notification when someone joins or leaves

File transfer

Hosts and participants can send files through the in-meeting chat. ⓘ

Only allow specified file types ⓘ

Maximum file size ⓘ

Can disable to prevent accidental private chats

I like this on to make sure I (*as host*) capture the chat

Think about this a bit
- what about viruses?
- do you really need file sharing?

Share

Zoom settings

Meeting tab - In meeting (basic)

Screen sharing

Allow host and participants to share their screen or content during meetings



Who can share?

Host Only All Participants ?

Who can start sharing when someone else is sharing?

Host Only All Participants ?

Disable desktop screen sharing for meetings you host

When this option is on, users can only share selected applications and files. ?



Can help prevent accidental sharing **too much**

Best left disabled

Allow removed participants to rejoin

Allow previously removed meeting participants and webinar panelists to rejoin ?



Great collaboration tools

Think about ramifications
- esp. as participant list grows

Annotation

Allow host and participants to use annotation tools to add information to shared screens ?



Allow saving of shared screens with annotations ?

Only the user who is sharing can annotate ?

Whiteboard

Allow host and participants to share whiteboard during a meeting ?



Allow saving of whiteboard content ?

Auto save whiteboard content when sharing is stopped ?

Remote control

During screen sharing, the person who is sharing can allow others to control the shared content

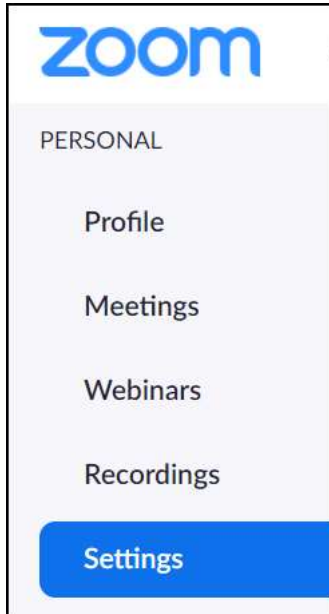


Allow remote controlling user to share clipboard ?

Share

Zoom settings

Meeting tab - in meeting (advanced)



Show a "Join from your browser" link



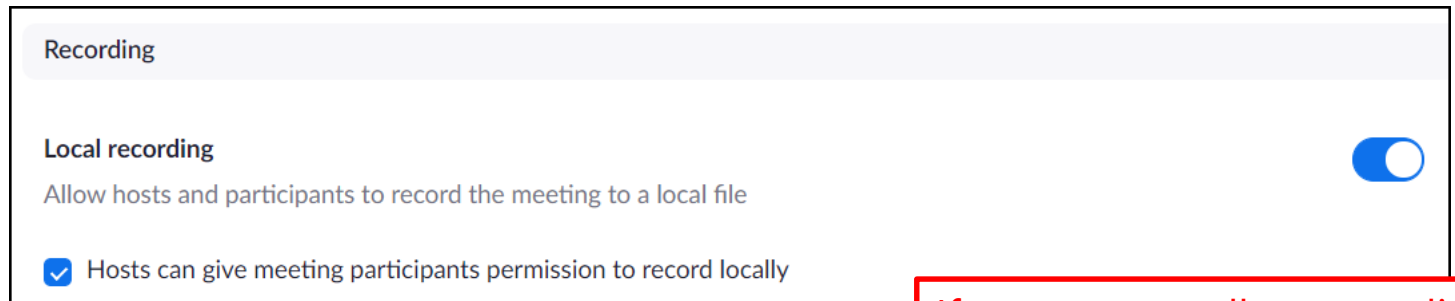
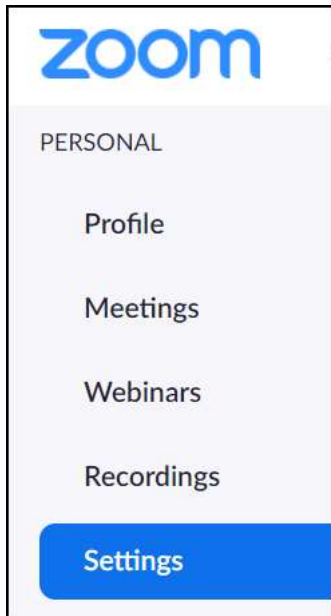
Allow participants to bypass the Zoom application download process, and join a meeting directly from their browser. This is a workaround for participants who are unable to download, install, or run applications. Note that the meeting experience from the browser is limited

Good to enable so people don't need to use Zoom client

Share

Zoom settings

Recording tab



If you want to allow recording

Share

Schedule a meeting

The screenshot displays the Zoom web interface. At the top left is the Zoom logo. The top navigation bar includes links for SOLUTIONS, PLANS & PRICING, CONTACT SALES, SCHEDULE A MEETING, JOIN A MEETING, and HOST A MEETING. A green banner below the navigation bar contains a 'Watch Live' announcement. The left sidebar, under the 'PERSONAL' heading, lists Profile, Meetings (highlighted with a red box), Webinars, Recordings, and Settings. The main content area is titled 'Meetings' and features tabs for Upcoming, Previous, Personal Room, and Meeting Templates. Below the tabs is a filter input field with a calendar icon and labels 'Start Time' and 'End Time'. A 'Schedule a Meeting' button (highlighted with a red box) is located in the top right of the main content area. The main content area also shows a meeting entry for 'May 1, 2030' with the time '03:00 PM - 04:00 PM' and the title 'Chris's meeting', with a Meeting ID of 143 373 265. A 'Get Training' link is visible in the top right corner of the main content area.

Share

Schedule a meeting details

My Meetings > Schedule a Meeting

Schedule a Meeting

Topic

Description (Optional)

When

Duration hr min

Time Zone

Meeting ID Recurring meeting
 Generate Automatically Personal Meeting ID 576 314 9666

Security Passcode

Video Waiting Room
Host on off
Participant on off

Meeting Options Allow participants to join anytime
 Mute participants upon entry
 Automatically record meeting on the local computer
 Approve or block entry for users from specific countries/regions

Useful for meeting with a couple of friends
They don't have to wait for you to start meeting

Might want simple *Passcode*

Share

Getting meeting link

The screenshot shows the Zoom web interface. At the top, there is a navigation bar with the Zoom logo and links for SOLUTIONS, PLANS & PRICING, CONTACT SALES, SCHEDULE A MEETING, JOIN A MEETING, and HOST A MEETING. Below this is a green banner for a live event. The main content area is titled 'Meetings' and includes tabs for 'Upcoming', 'Previous', 'Personal Room', and 'Meeting Templates'. A search bar with a calendar icon and a 'Schedule a Meeting' button is present. A list of meetings is shown for 'May 1, 2030', with one entry: '03:00 PM - 04:00 PM' followed by the meeting name 'Chris's meeting' and the Meeting ID '143 373 265'. Action buttons for 'Start', 'Edit', and 'Delete' are visible for this meeting. A red arrow points from a callout box to the meeting name.

Click meeting name to get link to meeting

Share

Getting a meeting link

The screenshot displays the Zoom web interface for managing a meeting. The top navigation bar includes the Zoom logo and links for SOLUTIONS, PLANS & PRICING, CONTACT SALES, SCHEDULE A MEETING, JOIN A MEETING, and HOST A MEETING. A left sidebar contains navigation options under PERSONAL (Profile, Meetings, Webinars, Recordings, Settings) and ADMIN (User Management, Room Management, Account Management). The main content area shows the meeting details for "Chris's meeting".

Meetings > Manage "Chris's meeting"

[Start this Meeting](#)

Topic: Chris's meeting

Description: Ad-hoc meeting

Time: May 1, 2030 03:00 PM Pacific Time (US and Canada)

Add to: [Google Calendar](#) [Outlook Calendar \(.ics\)](#) [Yahoo Calendar](#)

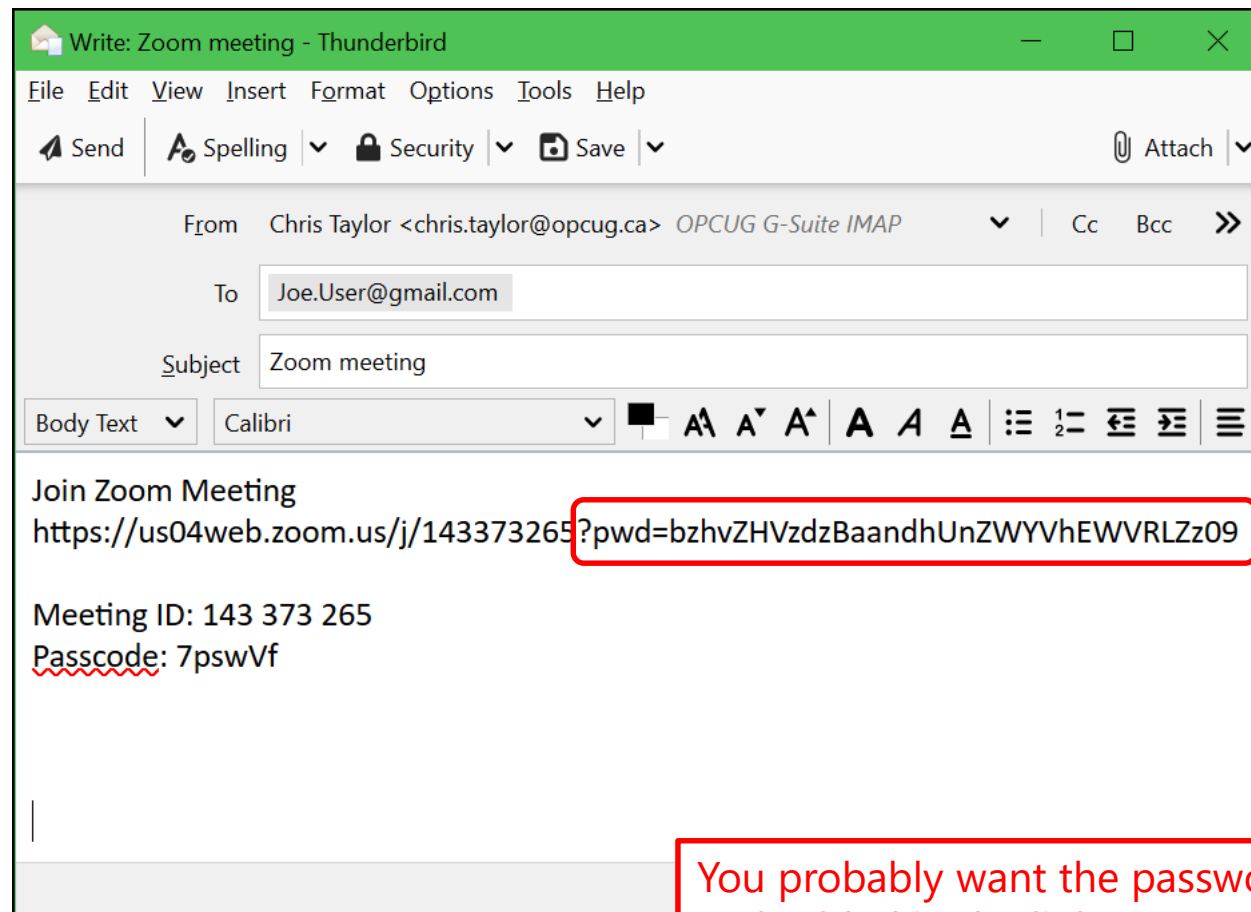
Meeting ID: 143 373 265

Security: Passcode ***** [Show](#) Waiting Room

Invite Link: <https://us04web.zoom.us/j/143373265?pwd=bzhvZHVzdzBaandhUnZWYVhEWVRLZz09> [Copy Invitation](#)

Share

Paste meeting invitation into email to participants



Share

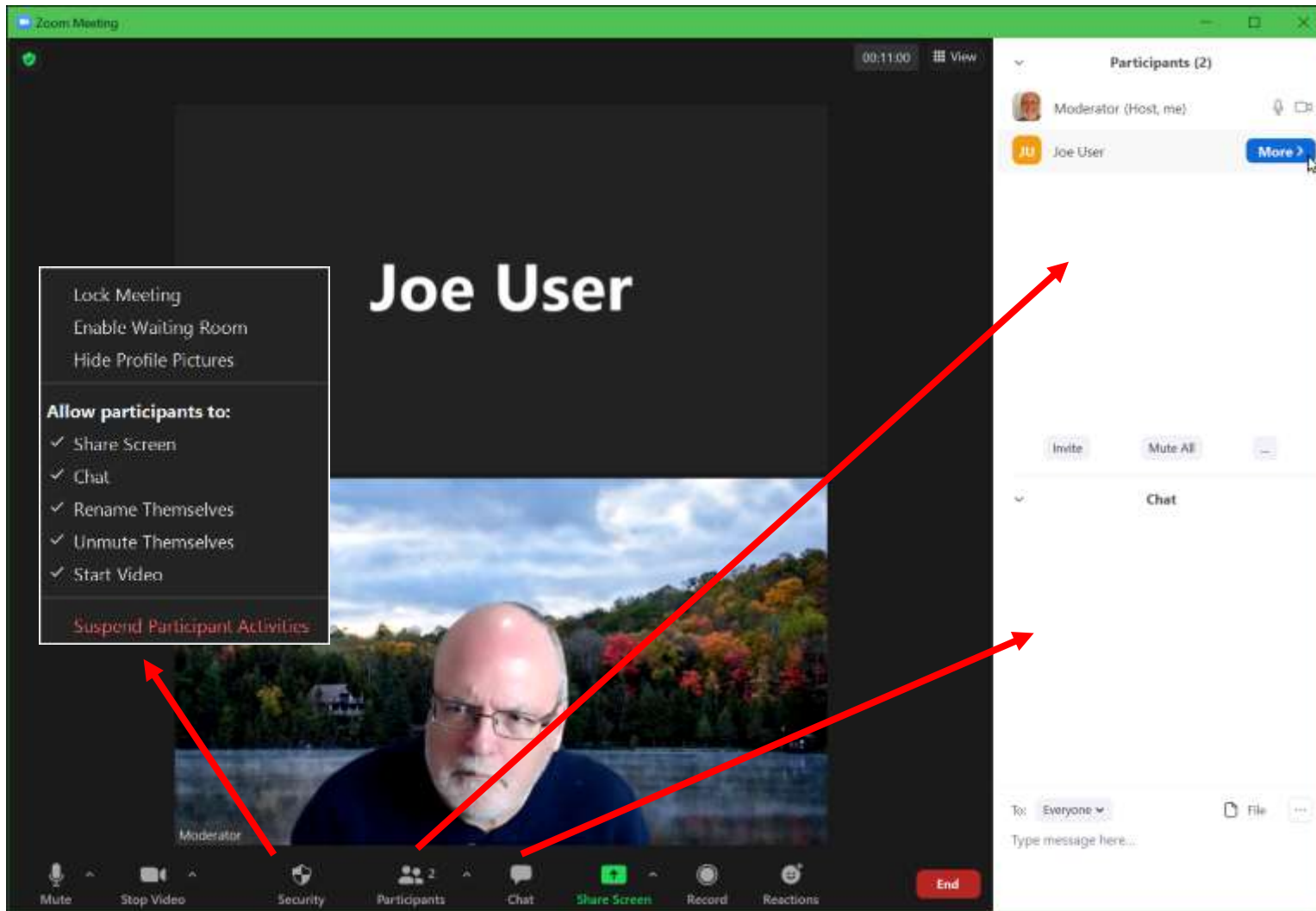
Starting a meeting

The screenshot shows the Zoom web interface. At the top, there's a navigation bar with the Zoom logo and links for SOLUTIONS, PLANS & PRICING, CONTACT SALES, SCHEDULE A MEETING, JOIN A MEETING, and HOST A MEETING. On the left, a sidebar lists PERSONAL options: Profile, Meetings (highlighted), Webinars, Recordings, and Settings. The main content area is titled 'Meetings' and includes tabs for Upcoming, Previous, Personal Room, and Meeting Templates. A search bar with 'Start Time to End Time' and a 'Schedule a Meeting' button is present. A date filter for 'May 1, 2030' is shown. A meeting entry is highlighted with a red box, showing the time '03:00 PM - 04:00 PM', the title 'Chris's meeting', and the 'Meeting ID: 143 373 265'. To the right of the meeting entry are three buttons: 'Start' (blue), 'Edit' (grey), and 'Delete' (grey). A red arrow points from a text box below to the 'Start' button.

Hover mouse over meeting to see buttons

Share

During a meeting

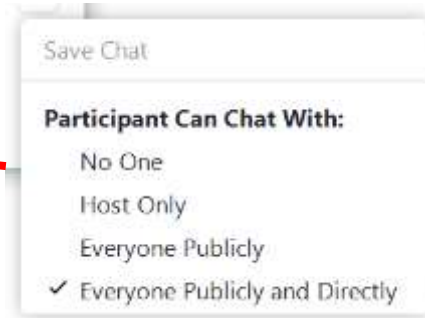
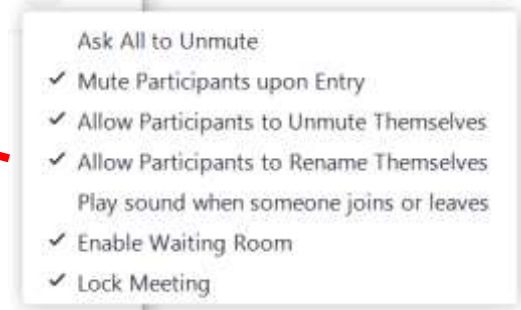
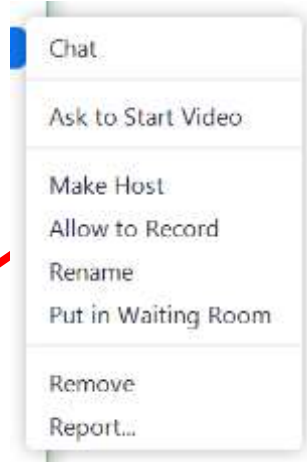
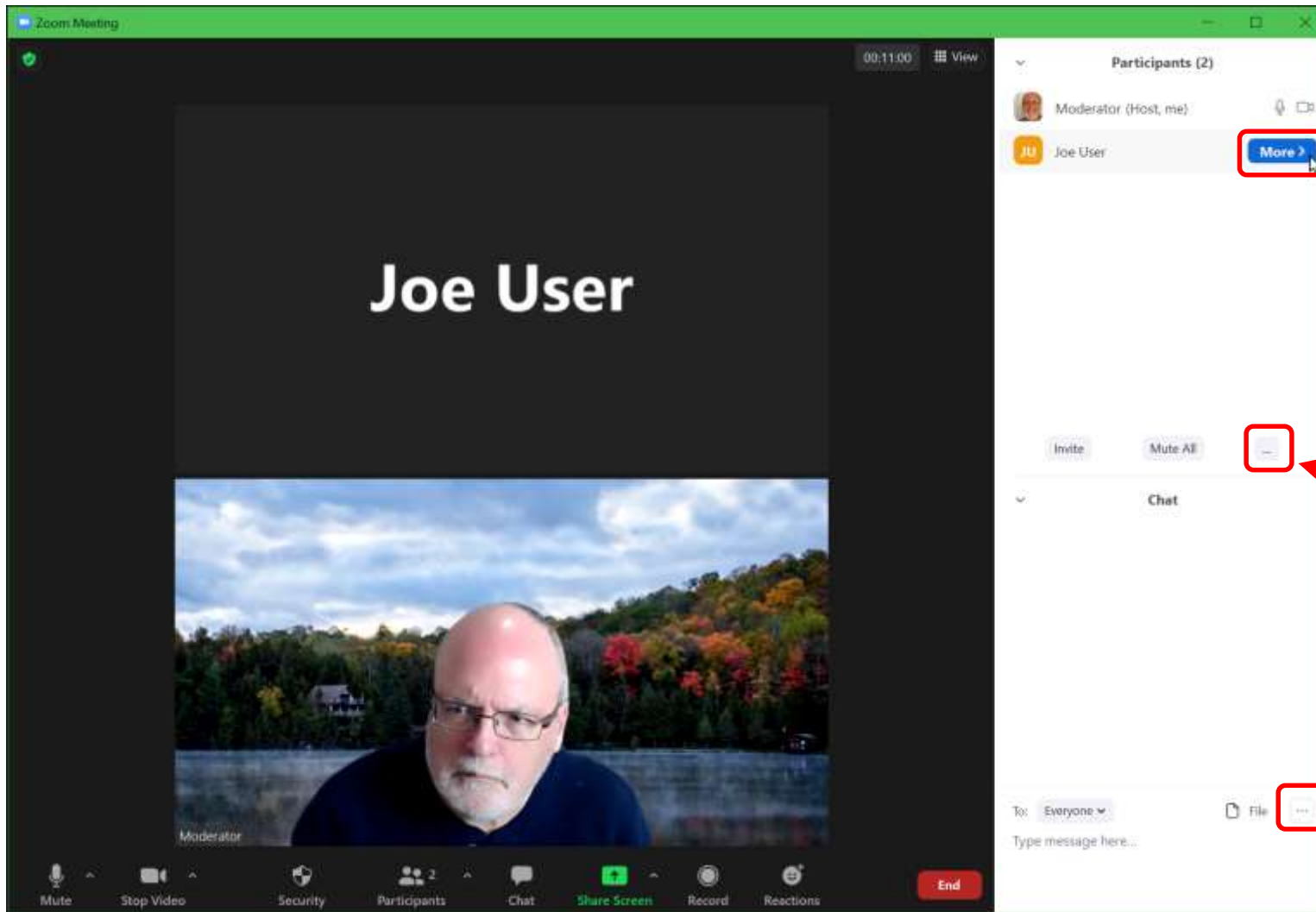


Share your screen

Start recording

Share

During a meeting



End the meeting



**Any other:
Questions
Comments
Shares?**

Clicking, Flicking and Tweeting: Social Networking Controversy

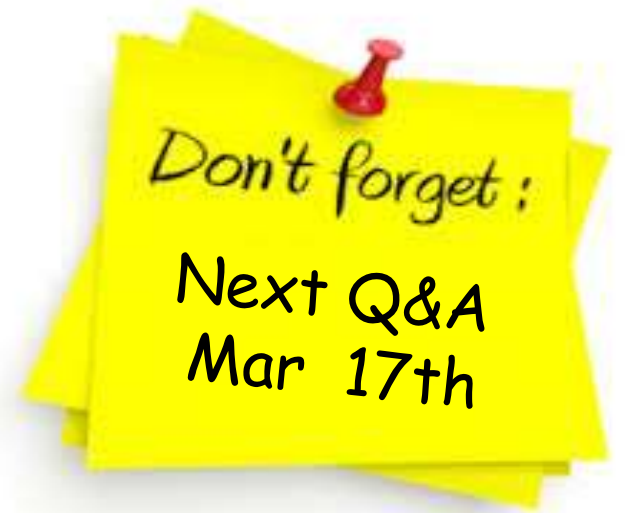
Chris Taylor

Monday, March 22, 2021

4:00 pm



Register at <https://bibliottawalibrary.ca/en/program?text=tech+cafe>



**Send your questions,
answers, and topics
you wish to share to:**

SuggestionBox@opcug.ca

